

Description

The E7RICAT is a compact and efficient recessed housing optimized and listed for EISA compliant tungsten-halogen, CFL and LED lamps as well as incandescent. Housing is suitable for residential or light commercial applications. For installation in insulated ceilings* and non-insulated ceilings with airtight code compliant construction. Use with a variety of trims and finishes to create different lighting effects or to match any decor. May be retrofit with compatible HALO LED lighting systems.

Catalog #		Type
Project		
Comments		Date
Prepared by		

Specification Features

Housing

- Single wall die-formed aluminum housing
- Housing features a precision rolled interlocking collar which maintains aperture geometry for greater assurance of installation results
- Integral Air-Tite gasket for code-required gasket between fixture and finished ceiling - seals aperture without need for additional caulk
- Shipped with socket overspray protector installed
- For installation from below the finished ceiling. Integral flange secures fixture against ceiling.

Remodel Retention System - Speed Clamps

- Two exclusive three integral speed clamps securely lock housing to ceiling, accommodating 3/8" to 2" ceiling materials
- Use screwdriver to set clamps – hand tighten

Socket Plate

- Rigid socket plate adjusts and locks without tools for various lamp sizes.
- Socket plate and bracket may be removed when using socket supporting trims.

Includes:

Remodel Speed Clamps

- (2) Exclusive integral speed clamps
- Speed clamp tabs securely lock to ceiling
- Speed clamps can be loosened for easy repositioning
- Speed clamps feature internal drive screws
- Two-tier tabs adjust for 3/8" to 2" of various ceiling materials

Attached-Arm Design

- Attached arm gets into tight spaces
- Ease of installing through the ceiling aperture
- Smaller footprint for packing and distributor shelf space

Hinged junction box w/ Slide-N-Side™

- (4) 1/2" conduit pry-outs
- (2) Slide-N-Side™ Non-Metallic (NM) wire traps, allow wiring outside the box
- For 14-2, 14-3, 2-2, 12-3 U.S. and 14-2, 14-3, 12-2 Canadian
- Hinged door for easy access

Quick Connect™ Wiring Tray

- (3) Color coded push wire nuts in captive tray for one-handed connection
- Aids in speed & reliability
- Clear caps for wire connection visibility

cULus Listed

- Compact 10 in3 box volume
- Listed for maximum (6) No. 12 AWG or (8) No. 14 AWG 90° C splice conductors in box

Remodel Flange

- Die formed flange maintains precise whole circumference
- Integral flange secures fixture against the ceiling

Air-Tite™ code compliant

- Certified under ASTM E283
- Exclusive gasket seals aperture, frame & ceiling
- No additional caulk required

Socket

- Porcelain socket with nickel plated brass screw shell
- Snap-in springs secure socket to socket plate, and may be detached when using socket supporting trims

Thermal Protector

- Self resetting thermal protector deactivates fixture if overheating occurs due to improper lamping or misapplied insulation.

Trims

- Halo Fit-All concept offers multiple trim options in a variety of design styles, and functional beam distributions to control beam angle and lumen delivery in accommodating various lamp types including Halogen, CFL and LEDD

Compliance

- cULus Listed 1598 Luminaire
- cULus Listed Damp Location
- cULus Listed for Wet Location, covered ceiling, with select trims
- cULus Listed for direct contact with insulation and combustible material*
- Air-Tite code compliant. Certified under ASTM E283; not exceeding 2.0 cfm (0.944 L/s) air leakage rate tested at a 1.57 psf (75 Pa) pressure differential
- RoHS compliant
- Options to meet Trade Agreements Act requirements

*Not to be used in direct contact with spray foam insulation (Consult NEMA LSD57-2013).



E7RICAT

6" IC, Air-Tite, Remodel Housing

E26 Screw base housing

FOR USE IN INSULATED CEILINGS

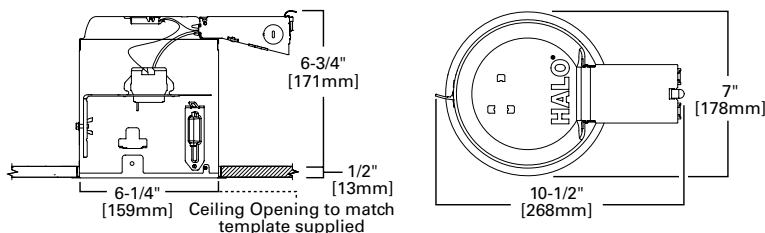
FOR DIRECT CONTACT WITH INSULATION*



Special Features

Hinged J-Box with Slide-N-Side™ Quick Connect™ push wire nuts Air-Tite™ code compliant

Dimensions



Ordering Information







































Sample Number: E7RICAT 6110WB
Order housing, trim and lamp (by others) separately for a complete luminaire.

Domestic Preferences⁽¹⁾

[Blank] = Standard
TAA = Trade Agreements Act

Housing

E7RICAT = 6" insulated ceiling, airtight recessed housing, remodel, 120V

Trims		Housing			
	Reflectors 30 Reflector, Self-flange OD: 7-1/4" [184mm] 30HAT=Haze Reflector, White Trim 30RGAT=Residential Gold Reflector, White Trim 30CAT=Clear Specular Reflector, White Trim		312 Coilex® Baffle OD: 7-1/4" [184mm] 312W=White Coilex Baffle and Trim 312P=Black Coilex Baffle, White Trim		78 BR/PAR30 Eyeball 30° Tilt, Self-flange OD: 8" [203mm] 78P=White Eyeball and Trim 78PAT=White Eyeball and Trim, Air-Tite 78SN=Satin Nickel Eyeball and Trim 78TBZ=Tuscan Bronze Eyeball and Trim
	30SBAT Reflector, Self-flange OD: 7-1/4" [184mm] 30SBAT=Black Specular Reflector, Self-flange		353 Metal Baffle OD: 7-1/4" [184mm] 353SN=Satin Nickel Baffle and Trim 353TBZ=Tuscan Bronze Baffle and Trim		376 PAR30 Regressed Gimbal 30° Tilt, Self-flange OD: 7-1/4" [184mm] 376W=White Baffle and Trim 376P=Black Baffle and White Trim
	404 Specular Reflector OD: 7-1/4" [184mm] 404C=Clear Specular Reflector, White Trim 404H=Haze Reflector, White Trim 404SN=Satin Nickel Reflector and Trim 404TBZ=Tuscan Bronze Reflector and Trim		6100 Tapered Metal Baffle with (2) Trim Rings OD: 7-1/8" [181mm] 6100WB=White Baffle, Narrow and Wide White Trims (included) 6100BB=Black Baffle, Narrow and Wide White Trims (included)		378 PAR30 Regressed Gimbal with Splay 25° Tilt, Self-flange OD: 7-1/4" [184mm] 378P=White Splay and Trim 378=Clear Specular Splay and White Trim
	426 Reflector Cone OD: 7-1/4" [184mm] 426=Clear Specular Reflector Cone, White Trim 426MB=Black Specular Reflector Cone, White Trim 426H=Haze Reflector Cone, White Trim 426SN=Satin Nickel Reflector Cone and Trim 426TBZ=Tuscan Bronze Reflector Cone and Trim		6101 Straight Metal Baffle with (2) Trim Rings OD: 7-1/8" [181mm] 6101WB=White Baffle, Narrow and Wide White Trims (included) 6101BB=Black Baffle, Narrow and Wide White Trims (included)		420 BR/PAR30 Regressed Eyeball 30° Tilt, Self-flange OD: 7-1/4" [184mm] 420W=White Eyeball, Baffle and Trim 420P=White Eyeball, Black Baffle, White Trim
	429 Dayform White Cone OD: 7-1/4" [184mm] 429P=White Reflector and Trim		6102 Tapered Metal Baffle, Self-flange OD: 7-3/4" [197mm] 6102WB=White Baffle and Trim 6102BB=Black Baffle, White Trim		478 PAR38 Adjustable Regressed Gimbal with Splay 25° Tilt, Self-flange OD: 7-1/4" [184mm] 478P=White Splay and Trim
	4041 White Reflector, Self-flange OD: 7-1/4" [184mm] 4041P=White Reflector and Trim		6103 Straight Metal Baffle, Self-flange OD: 7-3/4" [197mm] 6103WB=White Baffle and Trim 6103BB=Black Baffle, White Trim		6130 BR/PAR30 Eyeball 35° Tilt, Self-flange OD: 7-3/4" [197mm] 6130WH=White Eyeball and Trim
	4261 White Reflector Cone, Self-flange OD: 7-1/4" [184mm] 4261P=White Reflector and Trim		6108 Coilex® Straight Plastic Baffle, Self-flange OD: 7-3/4" [197mm] 6108WB=White Plastic Straight Coilex Baffle, White Trim 6108BB=Black Plastic Straight Coilex Baffle, White Trim 6108BKBB=Black Plastic Straight Coilex Baffle, Black Trim		6170 PAR38 Gimbal 35° Tilt, Self-flange OD: 7-3/4" [197mm] 6170WH=White Gimbal and Trim 6170BK=Black Gimbal and Trim 6170SN=Satin Nickel Gimbal and Trim 6170TBZ=Tuscan Bronze Gimbal and Trim
	6106 Straight Reflector Cone, Self-flange OD: 7-3/4" [197mm] 6106SC=Specular Reflector, White Trim		6109 Coilex® Tapered Baffle, Self-flange OD: 7-3/4" [197mm] 6109WB=White Tapered Coilex Baffle, White Trim 6109BB=Black Tapered Coilex Baffle, White Trim 6109BKBB=Black Tapered Coilex Baffle, Black Trim		6215 PAR30 Double Gimbal 35°-50° Tilt, Self-flange OD: 7-3/4" [197mm] 6215WH=White Gimbal and Trim 6215BK=Black Gimbal and Trim 6215SN=Satin Nickel Gimbal and Trim 6215TBZ=Tuscan Bronze Gimbal and Trim
	6107 Tapered Reflector, Self-flange OD: 7-3/4" [197mm] 6107SC=Specular Reflector, White Trim		6110 Perftex Baffle, Self-flange OD: 7-3/4" [197mm] 6110WB=White Perftex Baffle and Trim 6110BB=Black Perftex Baffle, White Trim 6110BKBB=Black Perftex Baffle and Trim		6222 Regressed PAR30 Adjustable 35° Tilt, Self-flange OD: 7-3/4" [197mm] 6222WB=White Baffle and Trim 6222BB=Black Baffle and Trim 6222SC=Specular Clear Reflector, White Trim 6222H=Haze Reflector, White Trim
	6120 Full Cone Reflector, Self-flange OD: 7-3/4" [197mm] 6120WH=White Reflector and Trim 6120SN=Satin Nickel Reflector and Trim 6120TBZ=Tuscan Bronze Reflector and Trim		6125 Full Cone Baffle, Self-flange OD: 7-3/4" [197mm] 6125WB=White Baffle and Trim 6125BB=Black Baffle, White Trim 6125BKBB=Black Baffle and Trim		170 Albalite Lens with Reflector OD: 8" [203mm] 170P=Frosted Albalite Glass Lens, White Trim 170PS=Frosted Albalite Glass Lens, White Plastic Trim, Showerlight, Air-Tite
	6121 Shallow Full Cone Reflector, Self-flange OD: 7-3/4" [197mm] 6121WH=White Reflector and Trim		6126 Shallow Full Cone Baffle, Self-flange OD: 7-3/4" [197mm] 6126WB=White Baffle and Trim 6126BB=Black Baffle, White Trim		171 Drop Opal Lens with Reflector OD: 8" [203mm] 171P=Drop Opal Glass Lens, White Trim 171PS=Drop Opal Glass Lens, White Plastic Trim, Showerlight, Air-Tite
	Baffles 30 Baffle, Self-flange OD: 7-1/4" [184mm] 30WAT=White Baffle, Reflector and Trim 30WATH=White Baffle, Clear Reflector and White Trim 30PAT=Black Baffle, Clear Reflector and White Trim 30SNAT=Satin Nickel Baffle, Reflector and Trim 30TBZAT=Tuscan Bronze Baffle, Reflector and Trim		Adjustable - Eyeballs & Gimbals 74 PAR30 Eyeball 30° Tilt, Self-flange OD: 8" [203mm] 74P=White Eyeball and Trim		172 Dome Lens with Reflector OD: 7-3/4" [197mm] 172PS=Frosted Glass Dome, White Plastic Trim 172SNS=Frosted Glass Dome, Satin Nickel Plastic Trim 172TBZS=Frosted Glass Dome, Tuscan Bronze Plastic Trim
	310 Coilex® Baffle OD: 7-1/4" [184mm] 310W=White Coilex Baffle and Trim 310P=Black Coilex Baffle, White Trim 310SN=Black Coilex Baffle, Satin Nickel Trim 310TBZ=Black Coilex Baffle, Tuscan Bronze Trim		76 PAR38 Gimbal 30° Tilt, Self-flange OD: 8" [203mm] 76P=White Gimbal and Trim		

continued

Notes: (1) Only product configurations with this designated prefix are built to be compliant with the Trade Agreements Act of 1979 (TAA). Please refer to [DOMESTIC PREFERENCES](#) website for more information. Components shipped separately may be separately analyzed under domestic preference requirements. Accessories sold separately will be separately analyzed under domestic preference requirements. Consult factory for further information.

*Outdoor rated lamp only (purchase separately)

Ordering Information

Sample Number: E7RICAT 6110

Order housing, trim and lamp (by others) separately for a complete luminaire.

Domestic Preferences⁽¹⁾

[Blank] = Standard

TAA = Trade Agreements Act

Housing

E7RICAT = 6" insulated ceiling, airtight recessed housing, remodel, 120V

Trims

Lenses & Wet Location Showerlights



173 Fresnel Lens with Reflector

OD: 8" [203mm]

173P=Fresnel Glass Lens, White Trim

173PS=Fresnel Glass Lens, White Plastic Trim, Showerlight, Air-Tite



6145 Open Wet Location, Shallow Reflector, Self-flange - Showerlight*

OD: 7-3/4" [197mm]

6145WH=White Reflector and Trim

6145SN=Satin Nickel Reflector and Trim

6145TBZ=Tuscan Bronze Reflector and Trim



6146 Open Wet Location, Full Reflector, Self-flange - Showerlight*

OD: 7-3/4" [197mm]

6146WH=White Reflector and Trim

6146SN=Satin Nickel Reflector and Trim

6146TBZ=Tuscan Bronze Reflector and Trim



6150 Frost Curve Glass Lens, Self-flange

OD: 7-3/4" [197mm]

6150WH=Frost Curve Glass Lens with Reflector, White Plastic Trim

6150SN=Frost Curve Glass Lens with Reflector, Satin Nickel Plastic Trim

6150TBZ=Frost Curve Glass Lens with Reflector, Tuscan Bronze Plastic Trim



6162 Drop Opal Plastic Lens, Self-flange - Showerlight

OD: 7-3/4" [197mm]

6162WH=Drop Opal Plastic Lens with Reflector, White Plastic Trim



6230 Squircle Frost Glass Lens, Metal Trim - Showerlight

OD: 7-1/4" [183mm]

6230AH=Frost Glass Lens, Aluminum Haze Squircle Trim

6230PN=Frost Glass Lens, Polished Nickel Squircle Trim

6230SN=Frost Glass Lens, Satin Nickel Squircle Trim

6230TBZ=Frost Glass Lens, Tuscan Bronze Squircle Trim



6255 Soft Square, Frost Curve Glass Lens, Self-flange - Showerlight

OD: 7-1/4" [183mm]

6255WH=Frost Lens with Reflector, White Plastic Trim

6255SN=Frost Lens with Reflector, Satin Nickel Plastic Trim

6255TBZ=Frost Lens with Reflector, Tuscan Bronze Plastic Trim

Open, Splay & Wall Wash



300 Open Trim with Fixed Socket Bracket, Self-flange

OD: 7-1/4" [183mm]

300P=Self-flange with White Open Trim

300SN=Self-flange with Satin Nickel Open Trim

300TBZ=Self-flange with Tuscan Bronze Open Trim



327 White Splay Trim with Fixed Socket Bracket, Self-flange

OD: 7-3/4" [197mm]

327P=White Splay Trim with Socket Bracket



328 White Splay Trim

OD: 7-3/4" [197mm]

328P=White Splay Trim



430 Wall Wash with Baffle & Full Reflector

OD: 7-1/4" [183mm]

430W=White Baffle, with Upper Reflector, White Trim

430P=Black Baffle, with Upper Reflector, White Trim

Notes: (1) Only product configurations with this designated prefix are built to be compliant with the Trade Agreements Act of 1979 (TAA). Please refer to [DOMESTIC PREFERENCES](#) website for more information. Components shipped separately may be separately analyzed under domestic preference requirements. Accessories sold separately will be separately analyzed under domestic preference requirements. Consult factory for further information.

*Outdoor rated lamp only (purchase separately)