

Flexcor® Wire Mesh Grips Strain Relief Deluxe Cord Grips

Pass & Seymour





Application – Strain Relief Deluxe Cord Grips



- Used to prevent pull out or damage due to flexure of electrical cord or cable entering enclosures, motors or other equipment.
- Absorbs vibration and controls the arc of bend, providing a watertight seal. For indoor or outdoor use.

Selection

- Refer to page K-17 for further assistance.
- Determine cable outside diameter.
- Determine environment (see note).
- Determine attachment fitting type, insulation requirements and fitting size.

	Catalog Number	Comparison Number	Fitting Size Inches	Cord Dia. Range Inches
Male Straight				
	CG405	074-01-006	1/2	.250-.300
	CG406	074-01-006	1/2	.310-.375
	CG407	074-01-008	1/2	.375-.430
	CG408	074-01-008	1/2	.440-.500
	CG409	074-01-010	1/2	.500-.550
	CG410	074-01-010	1/2	.560-.625
	CG411	074-01-1247	1/2	.625-.750
	CG606	074-01-013	3/4	.250-.375
	CG607	074-01-015	3/4	.375-.440
	CG608	074-01-015	3/4	.440-.500
	CG609	074-01-017	3/4	.500-.550
	CG610	074-01-017	3/4	.560-.625
	CG611	074-01-018	3/4	.625-.670
	CG612	074-01-018	3/4	.670-.750
	CG809	074-01-019	1	.437-.562
	CG811	074-01-019	1	.562-.687
	CG812	074-01-021	1	.625-.750
	CG814	074-01-023	1	.750-.875
	CG816	074-01-025	1	.875-1.000
	CG1016	074-01-026	1-1/4	.875-1.000
	CG1018	074-01-027	1-1/4	1.000-1.125
	CG1020	074-01-028	1-1/4	1.125-1.250
CG1022	074-01-1178	1-1/4	1.250-1.375	
CG1218	074-01-030	1-1/2	1.000-1.125	
CG1220	074-01-031	1-1/2	1.125-1.250	
CG1222	074-01-032	1-1/2	1.250-1.375	
Female Straight				
	CG405-F	074-01-041	1/2	.250-.300
	CG406-F	074-01-041	1/2	.310-.375
	CG407-F	074-01-043	1/2	.375-.430
	CG408-F	074-01-043	1/2	.440-.500
	CG409-F	074-01-045	1/2	.500-.550
	CG410-F	074-01-045	1/2	.560-.625
	CG608-F	074-01-050	3/4	.375-.500
	CG609-F	074-01-052	3/4	.500-.550
	CG610-F	074-01-052	3/4	.560-.625
	CG611-F	074-01-053	3/4	.625-.670
	CG612-F	074-01-053	3/4	.670-.750
	CG813-F	074-01-056	1	.625-.750
	CG814-F	074-01-058	1	.750-.875
	CG816-F	074-01-060	1	.875-1.000
	CG1016-F	074-01-061	1-1/4	.875-1.000
	CG1018-F	074-01-062	1-1/4	1.000-1.125
	CG1020-F	074-01-063	1-1/4	1.125-1.250
	CG1022-F	074-01-063	1-1/4	1.250-1.375
	CG1218-F	074-01-065	1-1/2	1.000-1.125
	CG1220-F	074-01-066	1-1/2	1.125-1.250
	CG1222-F	074-01-067	1-1/2	1.250-1.375

Features	
■ Mesh is made of double weave <u>Stainless Steel</u> .	■ Ease of installation.
■ Fitting is made of <u>Diecast Aluminum</u> .	■ UL514B Listed.
■ Available in various attachments.	■ CSA C22.2 18.

	Catalog Number	Comparison Number	Fitting Size Inches	Cord Dia. Range Inches
Male 45 Degree				
	CG405-45	074-01-1236	1/2	.250-.300
	CG406-45	074-01-1236	1/2	.310-.375
	CG407-45	074-01-1021	1/2	.375-.430
	CG408-45	074-01-1021	1/2	.440-.500
	CG409-45	074-01-1237	1/2	.500-.550
	CG410-45	074-01-1237	1/2	.560-.625
	CG608-45	074-01-1238	3/4	.375-.500
	CG609-45	074-01-1049	3/4	.500-.550
	CG610-45	074-01-1049	3/4	.560-.625
	CG611-45	074-01-1051	3/4	.625-.670
	CG612-45	074-01-1051	3/4	.670-.750
	CG813-45	074-01-1055	1	.625-.750
	CG814-45	074-01-1057	1	.750-.875
	CG816-45	074-01-1199	1	.875-1.000
	CG1016-45	074-01-1022	1-1/4	.875-1.000
	CG1018-45	074-01-1059	1-1/4	1.000-1.125
	CG1020-45	074-01-1060	1-1/4	1.125-1.250
	CG1022-45	074-01-1061	1-1/4	1.250-1.375
	CG1218-45	074-01-1063	1-1/2	1.000-1.125
	CG1220-45	074-01-1064	1-1/2	1.125-1.250
	CG1222-45	074-01-1065	1-1/2	1.250-1.375
	Male 90 Degree			
	CG405-90	074-01-076	1/2	.250-.300
	CG406-90	074-01-076	1/2	.310-.375
	CG407-90	074-01-078	1/2	.375-.430
	CG408-90	074-01-078	1/2	.440-.500
	CG409-90	074-01-080	1/2	.500-.550
	CG410-90	074-01-080	1/2	.560-.625
	CG608-90	074-01-081	3/4	.375-.500
	CG609-90	074-01-083	3/4	.500-.550
	CG610-90	074-01-083	3/4	.560-.625
	CG611-90	074-01-084	3/4	.625-.670
	CG612-90	074-01-084	3/4	.670-.750
	CG814-90	074-01-089	1	.750-.875
	CG816-90	074-01-091	1	.875-1.000
	CG1016-90	074-01-137	1-1/4	.875-1.000
	CG1018-90	074-01-108	1-1/4	1.000-1.125
	CG1020-90	074-01-1042	1-1/4	1.125-1.250
	CG1022-90	074-01-1043	1-1/4	1.250-1.375
	CG1218-90	074-01-1045	1-1/2	1.000-1.125
	CG1220-90	074-01-1046	1-1/2	1.125-1.250
	CG1222-90	074-01-1047	1-1/2	1.250-1.375