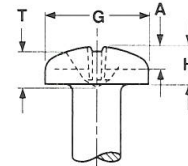
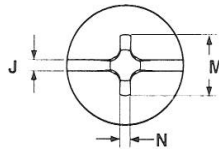
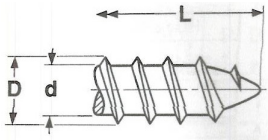




Atlanta, Georgia
 Phone 800-521-7326 Fax 770-745-1333

Pan Head Type A & AB Tapping Screw



Peco
 Catalog#

See Section
 One of Our
 Catalog

Screw Diameter	Threads Per Inch Type A	Threads Per Inch Type AB	D		d		D		d		Hole Sizes Type A&AB					
			Major Diameter A		Minor Diameter A		Major Diameter AB		Minor Diameter AB		Hole Diameter			Closest Drill Size To Mean Hole Diameter		
			Min	Max	Min	Max	Min	Max	Min	Max	Min	Mean	Max	Size	Diameter	
4	0.1120	n/a	24	n/a	n/a	n/a	n/a	.108	.114	.082	.086	.089	.096	.103	41	.096
5	0.1250	n/a	20	n/a	n/a	n/a	n/a	.123	.130	.090	.094	.100	.107	.114	36	.1065
6	0.1380	18	20	.136	.141	.096	.102	.132	.139	.099	.104	.108	.116	.124	32	.116
7	0.1510	16	19	.152	.158	.108	.114	.147	.154	.109	.115	.120	.129	.138	30	.1285
8	0.1640	15	18	.162	.168	.116	.123	.159	.166	.116	.122	.128	.138	.148	29	.136
10	0.1900	12	16	.188	.194	.126	.133	.182	.189	.135	.141	.148	.159	.170	21	.159
12	0.2160	11	14	.215	.221	.155	.162	.208	.215	.157	.164	.169	.182	.194	14	.182
14	0.2420	10	n/a	.248	.254	.178	.185	n/a	n/a	n/a	n/a	n/a	n/a	n/a	5.5mm	0.2165
1/4	.2500	n/a	14	n/a	n/a	n/a	n/a	.237	.246	.185	.192	.196	.211	.226	4	.209
5/16	.3125	n/a	12	n/a	n/a	n/a	n/a	.306	.315	.236	.244	.251	.270	.289	I	.272
3/8	.3750	n/a	12	n/a	n/a	n/a	n/a	.371	.380	.299	.309	.310	.333	.356	Q	.332
Tolerance on Length			Up to 1" ±0.03				Over 1" ±0.05				ANSI B18.6.4					

Screw Diameter	Minimum Torsional Strength, Lb. Steel Screws Only	Phillips Bit Size	Recess Penetration Gaging Depth		G		H		J		A		M			G	N
			Head Diameter		Head Height		Slot Width		Slot Depth		Dimension of Recess			Depth	Width		
			Min	Max	Min	Max	Min	Max	Min	Max	Min	Max	Min			Max	
4	0.1120	13	1	.053	.071	.205	.219	.070	.080	.031	.039	.030	.040	.109	.122	.019	.078
5	0.1250	18	2	n/a	n/a	.231	.245	.079	.089	.035	.043	.034	.045	.145	.158	.028	.083
6	0.1380	24	2	.055	.080	.256	.270	.087	.097	.039	.048	.037	.050	.153	.166	.028	.091
7	0.1510	30	2	.064	.089	.281	.296	.096	.106	.039	.048	.041	.054	.163	.176	.029	.100
8	0.1640	39	2	.071	.097	.306	.322	.105	.115	.045	.054	.045	.058	.169	.182	.030	.108
10	0.1900	48	2	.089	.113	.357	.373	.122	.133	.050	.060	.053	.068	.186	.199	.031	.124
12	0.2160	83	3	.098	.124	.407	.425	.139	.151	.056	.067	.061	.077	.246	.259	.034	.141
14	0.2420	125	3	n/a	n/a	n/a	n/a	n/a	n/a	n/a	n/a	n/a	n/a	n/a	n/a	n/a	n/a
1/4	.2500	142	3	.118	.144	.473	.492	.162	.175	.064	.075	.070	.087	.268	.281	.036	.161
5/16	.3125	290	4	n/a	n/a	.594	.615	.203	.218	.072	.084	.085	.106	.337	.350	.059	.193
3/8	.3750	590	4	n/a	n/a	.716	.740	.244	.261	.081	.094	.100	.124	.376	.389	.065	.233

Material
 Heat Treatment
 Surface Hardness
 Case Depth
 Core Hardness

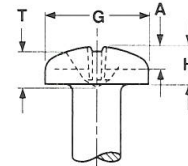
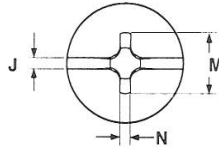
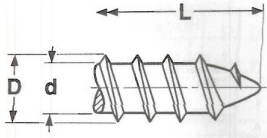
AISI 1016 - 1024 or equivalent Steel or Stainless Austenitic 18-8 Stainless Steel
Quenched in liquid and tempered by reheating to 650°F minimum.
Steel: Rockwell C45 minimum
No. 6 diameter .002 - .007 No. 8 - No. 12 .004 - .009 1/4" and larger .005 - .011
Rockwell C28 - 38

Peco Fasteners specification sheets are a reference guide to help in the selection of fasteners. Peco has made every effort to ensure the accuracy of the information. However, Peco Fasteners is not responsible for any errors that may be contained within these sheets. Peco Fasteners makes no claim of warranty in the accuracy of this information. Users of this information are solely responsible for protecting themselves against liability. It is solely the responsibility of the purchasers and users of these fasteners to consult with Engineers that are experts in an applicable field. Peco Fasteners is not responsible for any loss, claim, or damage due to these specification sheets.



Atlanta, Georgia
 Phone 800-521-7326 Fax 770-745-1333

Pan Head Type A & AB Tapping Screw



Peco
 Catalog#

See Section
 One of Our
 Catalog

Screw Diameter	Threads Per Inch Type A	Threads Per Inch Type AB	D		d		D		d		Hole Sizes Type A&AB					
			Major Diameter A		Minor Diameter A		Major Diameter AB		Minor Diameter AB		Hole Diameter			Closest Drill Size To Mean Hole Diameter		
			Min	Max	Min	Max	Min	Max	Min	Max	Min	Mean	Max	Size	Diameter	
4	0.1120	n/a	24	n/a	n/a	n/a	n/a	.108	.114	.082	.086	.089	.096	.103	41	.096
5	0.1250	n/a	20	n/a	n/a	n/a	n/a	.123	.130	.090	.094	.100	.107	.114	36	.1065
6	0.1380	18	20	.136	.141	.096	.102	.132	.139	.099	.104	.108	.116	.124	32	.116
7	0.1510	16	19	.152	.158	.108	.114	.147	.154	.109	.115	.120	.129	.138	30	.1285
8	0.1640	15	18	.162	.168	.116	.123	.159	.166	.116	.122	.128	.138	.148	29	.136
10	0.1900	12	16	.188	.194	.126	.133	.182	.189	.135	.141	.148	.159	.170	21	.159
12	0.2160	11	14	.215	.221	.155	.162	.208	.215	.157	.164	.169	.182	.194	14	.182
14	0.2420	10	n/a	.248	.254	.178	.185	n/a	n/a	n/a	n/a	n/a	n/a	n/a	5.5mm	0.2165
1/4	.2500	n/a	14	n/a	n/a	n/a	n/a	.237	.246	.185	.192	.196	.211	.226	4	.209
5/16	.3125	n/a	12	n/a	n/a	n/a	n/a	.306	.315	.236	.244	.251	.270	.289	I	.272
3/8	.3750	n/a	12	n/a	n/a	n/a	n/a	.371	.380	.299	.309	.310	.333	.356	Q	.332
Tolerance on Length			Up to 1" ±0.03				Over 1" ±0.05				ANSI B18.6.4					

Screw Diameter	Minimum Torsional Strength, Lb. Steel Screws Only	Phillips Bit Size	Recess Penetration Gaging Depth		G		H		J		A		M			G	N
			Head Diameter		Head Height		Slot Width		Slot Depth		Dimension of Recess			Depth	Width		
			Min	Max	Min	Max	Min	Max	Min	Max	Min	Max	Min			Max	
4	0.1120	13	1	.053	.071	.205	.219	.070	.080	.031	.039	.030	.040	.109	.122	.019	.078
5	0.1250	18	2	n/a	n/a	.231	.245	.079	.089	.035	.043	.034	.045	.145	.158	.028	.083
6	0.1380	24	2	.055	.080	.256	.270	.087	.097	.039	.048	.037	.050	.153	.166	.028	.091
7	0.1510	30	2	.064	.089	.281	.296	.096	.106	.039	.048	.041	.054	.163	.176	.029	.100
8	0.1640	39	2	.071	.097	.306	.322	.105	.115	.045	.054	.045	.058	.169	.182	.030	.108
10	0.1900	48	2	.089	.113	.357	.373	.122	.133	.050	.060	.053	.068	.186	.199	.031	.124
12	0.2160	83	3	.098	.124	.407	.425	.139	.151	.056	.067	.061	.077	.246	.259	.034	.141
14	0.2420	125	3	n/a	n/a	n/a	n/a	n/a	n/a	n/a	n/a	n/a	n/a	n/a	n/a	n/a	n/a
1/4	.2500	142	3	.118	.144	.473	.492	.162	.175	.064	.075	.070	.087	.268	.281	.036	.161
5/16	.3125	290	4	n/a	n/a	.594	.615	.203	.218	.072	.084	.085	.106	.337	.350	.059	.193
3/8	.3750	590	4	n/a	n/a	.716	.740	.244	.261	.081	.094	.100	.124	.376	.389	.065	.233

Material
 Heat Treatment
 Surface Hardness
 Case Depth
 Core Hardness

AISI 1016 - 1024 or equivalent Steel or Stainless Austenitic 18-8 Stainless Steel
Quenched in liquid and tempered by reheating to 650°F minimum.
Steel: Rockwell C45 minimum
No. 6 diameter .002 - .007 No. 8 - No. 12 .004 - .009 1/4" and larger .005 - .011
Rockwell C28 - 38

Peco Fasteners specification sheets are a reference guide to help in the selection of fasteners. Peco has made every effort to ensure the accuracy of the information. However, Peco Fasteners is not responsible for any errors that may be contained within these sheets. Peco Fasteners makes no claim of warranty in the accuracy of this information. Users of this information are solely responsible for protecting themselves against liability. It is solely the responsibility of the purchasers and users of these fasteners to consult with Engineers that are experts in an applicable field. Peco Fasteners is not responsible for any loss, claim, or damage due to these specification sheets.