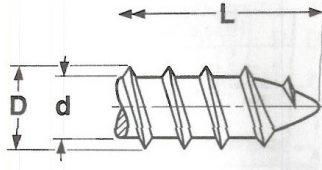




Atlanta, Georgia  
 Phone 800-521-7326 Fax 770-745-1333

Hex Washer Head Type A & AB Tapping Screw



Peco Catalog#  
  
  
  
  
  
  
  
  
  
See Section One of Our Catalog

Screw Diameter	Threads Per Inch Type A	Threads Per Inch Type AB	D		d		D		d		Hole Size Type A&AB					
			Major Diameter		Minor Diameter A		Major Diameter AB		Minor Diameter		Hole Diameter			Closest Drill Size To Mean Hole Diameter		
			Min	Max	Min	Max	Min	Max	Min	Max	Min	Mean	Max	Size	Diameter	
4	0.1120	n/a	24	n/a	n/a	n/a	.108	.114	.082	.086	.089	.096	.103	41	.096	
5	0.1250	n/a	20	n/a	n/a	n/a	.123	.130	.090	.094	.100	.107	.114	36	.1065	
6	0.1380	18	20	.136	.141	.096	.102	.132	.139	.099	.104	.108	.116	.124	32	.116
7	0.1510	16	19	.152	.158	.108	.114	.147	.154	.109	.115	.120	.129	.138	30	.1285
8	0.1640	15	18	.162	.168	.116	.123	.159	.166	.116	.122	.128	.138	.148	29	.136
10	0.1900	12	16	.188	.194	.126	.133	.182	.189	.135	.141	.148	.159	.170	21	.159
12	0.2160	11	14	.215	.221	.155	.162	.208	.215	.157	.164	.169	.182	.194	14	.182
14	0.2420	10	n/a	.248	.254	.178	.185	n/a	n/a	n/a	n/a	n/a	n/a	n/a	5.5mm	0.2165
1/4	.2500	n/a	14	n/a	n/a	n/a	n/a	.237	.246	.185	.192	.196	.211	.226	4	.209
5/16	.3125	n/a	12	n/a	n/a	n/a	n/a	.306	.315	.236	.244	.251	.270	.289	I	.272
3/8	.3750	n/a	12	n/a	n/a	n/a	n/a	.371	.380	.299	.309	.310	.333	.356	Q	.332
Tolerance on Length				Up to 1" ±0.03				Over 1" ±0.05				ANSI B18.6.4				

Screw Diameter	Minimum Torsional Strength, Lb. Steel Screws Only	Phillips Bit Size	A		W		H		F		U		J		T	
			Width Across Flats		Width Across Corners		Head Height		Diameter of Washer		Thickness of Washer		Width of Slot		Depth of Slot	
			Min	Max	Min	Max	Min	Max	Min	Max	Min	Max	Min	Max	Min	Max
4	0.1120	13	1	.181	.188	.202	.049	.060	.225	.243	.011	.019	.031	.039	.025	.036
5	0.1250	18	2	n/a	n/a	n/a	n/a	n/a	n/a	n/a	n/a	n/a	n/a	n/a	n/a	n/a
6	0.1380	24	2	.244	.250	.272	.080	.093	.302	.328	.015	.025	.039	.048	.033	.046
7	0.1510	30	2	.244	.250	.272	.080	.093	.302	.328	.017	.029	.039	.048	.040	.054
8	0.1640	39	2	.244	.250	.272	.096	.110	.322	.348	.019	.031	.045	.054	.052	.066
10	0.1900	48	2	.305	.312	.340	.105	.120	.384	.414	.019	.031	.050	.060	.057	.072
12	0.2160	83	3	.305	.312	.340	.139	.155	.398	.432	.022	.039	.056	.067	.077	.093
14	0.2420	125	3	.367	.375	.409	.172	.190	.480	.520	.030	.050	.064	.075	.083	.101
1/4	.2500	142	3	.367	.375	.409	.172	.190	.480	.520	.030	.050	.064	.075	.083	.101
5/16	.3125	290	4	.489	.500	.545	.208	.230	.624	.676	.035	.055	.072	.084	.100	.122
3/8	.3750	590	4	.551	.562	.614	.270	.295	.720	.780	.037	.063	.081	.094	.131	.131

Material  
 Heat Treatment  
 Surface Hardness  
 Case Depth  
 Core Hardness

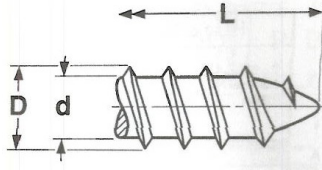
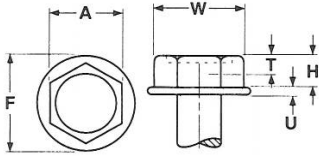
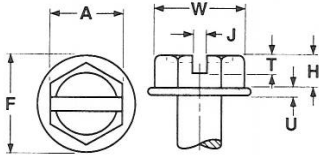
AISI 1016 - 1024 or equivalent Steel or Stainless Austenitic 18-8 Stainless Steel
Quenched in liquid and tempered by reheating to 650°F minimum.
Steel: Rockwell C45 minimum
No. 6 diameter .002 - .007 No. 8 - No. 12 .004 - .009 1/4" and larger .005 - .011
Rockwell C28 - 38

Peco Fasteners specification sheets are a reference guide to help in the selection of fasteners. Peco has made every effort to ensure the accuracy of the information. However, Peco Fasteners is not responsible for any errors that may be contained within these sheets. Peco Fasteners makes no claim of warranty in the accuracy of this information. Users of this information are solely responsible for protecting themselves against liability. It is solely the responsibility of the purchasers and users of these fasteners to consult with Engineers that are experts in an applicable field. Peco Fasteners is not responsible for any loss, claim, or damage due to these specification sheets.



Atlanta, Georgia  
 Phone 800-521-7326 Fax 770-745-1333

Hex Washer Head Type A & AB Tapping Screw



Peco Catalog#  
  
  
  
  
  
  
  
  
  
See Section One of Our Catalog

Screw Diameter	Threads Per Inch Type A	Threads Per Inch Type AB	D		d		D		d		Hole Size Type A&AB						
			Major Diameter Type A		Minor Diameter A		Major Diameter AB		Minor Diameter Type AB		Hole Diameter			Closest Drill Size To Mean Hole Diameter			
			Min	Max	Min	Max	Min	Max	Min	Max	Min	Mean	Max	Size	Diameter		
4	0.1120	n/a	24	n/a	n/a	n/a	n/a	.108	.114	.082	.086	.089	.096	.103	41	.096	
5	0.1250	n/a	20	n/a	n/a	n/a	n/a	.123	.130	.090	.094	.100	.107	.114	36	.1065	
6	0.1380	18	20	.136	.141	.096	.102	.132	.139	.099	.104	.108	.116	.124	32	.116	
7	0.1510	16	19	.152	.158	.108	.114	.147	.154	.109	.115	.120	.129	.138	30	.1285	
8	0.1640	15	18	.162	.168	.116	.123	.159	.166	.116	.122	.128	.138	.148	29	.136	
10	0.1900	12	16	.188	.194	.126	.133	.182	.189	.135	.141	.148	.159	.170	21	.159	
12	0.2160	11	14	.215	.221	.155	.162	.208	.215	.157	.164	.169	.182	.194	14	.182	
14	0.2420	10	n/a	.248	.254	.178	.185	n/a	n/a	n/a	n/a	n/a	n/a	n/a	5.5mm	0.2165	
1/4	.2500	n/a	14	n/a	n/a	n/a	n/a	.237	.246	.185	.192	.196	.211	.226	4	.209	
5/16	.3125	n/a	12	n/a	n/a	n/a	n/a	.306	.315	.236	.244	.251	.270	.289	I	.272	
3/8	.3750	n/a	12	n/a	n/a	n/a	n/a	.371	.380	.299	.309	.310	.333	.356	Q	.332	
Tolerance on Length				Up to 1" ±0.03				Over 1" ±0.05				ANSI B18.6.4					

Screw Diameter	Minimum Torsional Strength, Lb. Steel Screws Only	Phillips Bit Size	A		W	H		F		U		J		T		
			Width Across Flats		Width Across Corners	Head Height		Diameter of Washer		Thickness of Washer		Width of Slot		Depth of Slot		
			Min	Max	Min	Min	Max	Min	Max	Min	Max	Min	Max	Min	Max	
4	0.1120	13	1	.181	.188	.202	.049	.060	.225	.243	.011	.019	.031	.039	.025	.036
5	0.1250	18	2	n/a	n/a	n/a	n/a	n/a	n/a	n/a	n/a	n/a	n/a	n/a	n/a	n/a
6	0.1380	24	2	.244	.250	.272	.080	.093	.302	.328	.015	.025	.039	.048	.033	.046
7	0.1510	30	2	.244	.250	.272	.080	.093	.302	.328	.017	.029	.039	.048	.040	.054
8	0.1640	39	2	.244	.250	.272	.096	.110	.322	.348	.019	.031	.045	.054	.052	.066
10	0.1900	48	2	.305	.312	.340	.105	.120	.384	.414	.019	.031	.050	.060	.057	.072
12	0.2160	83	3	.305	.312	.340	.139	.155	.398	.432	.022	.039	.056	.067	.077	.093
14	0.2420	125	3	.367	.375	.409	.172	.190	.480	.520	.030	.050	.064	.075	.083	.101
1/4	.2500	142	3	.367	.375	.409	.172	.190	.480	.520	.030	.050	.064	.075	.083	.101
5/16	.3125	290	4	.489	.500	.545	.208	.230	.624	.676	.035	.055	.072	.084	.100	.122
3/8	.3750	590	4	.551	.562	.614	.270	.295	.720	.780	.037	.063	.081	.094	.131	.131

Material  
 Heat Treatment  
 Surface Hardness  
 Case Depth  
 Core Hardness

AISI 1016 - 1024 or equivalent Steel or Stainless Austenitic 18-8 Stainless Steel
Quenched in liquid and tempered by reheating to 650°F minimum.
Steel: Rockwell C45 minimum
No. 6 diameter .002 - .007 No. 8 - No. 12 .004 - .009 1/4" and larger .005 - .011
Rockwell C28 - 38

Peco Fasteners specification sheets are a reference guide to help in the selection of fasteners. Peco has made every effort to ensure the accuracy of the information. However, Peco Fasteners is not responsible for any errors that may be contained within these sheets. Peco Fasteners makes no claim of warranty in the accuracy of this information. Users of this information are solely responsible for protecting themselves against liability. It is solely the responsibility of the purchasers and users of these fasteners to consult with Engineers that are experts in an applicable field. Peco Fasteners is not responsible for any loss, claim, or damage due to these specification sheets.