

1100 SERIES

SAME DAY ON/OFF
TIMES EACH DAY
24 HOUR TIME SWITCH



APPLICATIONS



- Lighting
- Pumps
- Signs
- Air conditioning
- Water heaters
- Fans
- Automatic ON/OFF control when operation is required at the same time every day.

FEATURES

SCHEDULING: Minimum ON is setting 20 minutes with a minimum OFF setting of 75 minutes. Dial accommodates up to 12 pairs of trippers. One pair included.

MANUAL OVERRIDE: Until the next regularly scheduled ON or OFF automatic operation then resumes.

ORDERING INFO

CATALOG NO.	UPC CODE	INPUT SUPPLY (VAC) 60Hz	OUTPUT CONTACTS	ENCLOSURE TYPE
1101	10011	120	SPST	Metal Indoor NEMA 1
1101-N	10040	120	SPST	Noryl® Indoor/Outdoor NEMA 3R
1101-NC	10053	120	SPST	Noryl® Indoor/Outdoor w/ clear Lexan® cover
1101-O	10015	120	SPST	Metal Indoor/Outdoor NEMA 3
1101-M	10022	120	SPST	Mechanism
1101-M-IAP	10052	120	SPST	Mechanism and mounting plate
1101-7	10033	347	SPST	Metal Indoor NEMA 1
1102	10012	208-277	SPST	Metal Indoor NEMA 1
1102-N	10045	208-277	SPST	Noryl® Indoor/Outdoor NEMA 3R
1102-O	10046	208-277	SPST	Metal Indoor/Outdoor NEMA 3
1102-M	10035	208-277	SPST	Mechanism
1103	10013	120	DPST	Metal Indoor NEMA 1
1103-N	10041	120	DPST	Noryl® Indoor/Outdoor NEMA 3R
1103-NC	10054	120	DPST	Noryl® Indoor/Outdoor w/ clear Lexan® cover
1103-O	10016	120	DPST	Metal Indoor/Outdoor NEMA 3
1103-M	10023	120	DPST	Mechanism
1104	10014	208-277	DPST	Metal Indoor NEMA 1
1104-N	10042	208-277	DPST	Noryl® Indoor/Outdoor NEMA 3R
1104-NC	10055	208-277	DPST	Noryl® Indoor/Outdoor w/ clear Lexan® cover
1104-O	10017	208-277	DPST	Metal Indoor/Outdoor NEMA 3
1104-M	10014	208-277	DPST	Mechanism
1104-M-IAP	10051	208-277	DPST	Mechanism and mounting plate
Replacement Trippers	Order #P47 for a pair of ON/OFF trippers			
Replacement Motor	#101 (120V) & #201 (208-277V) For Astronomic Conversion: Order #Z KIT			



SPECIFICATIONS

INPUT VOLTAGE: 120 or 208-277 VAC
60 Hz, varies by model.

TIMING ACCURACY: Line frequency.

TERMINAL RANGE: #8 - #14 AWG.

OPERATING TEMPERATURE:
-40° to 165°F (-40° to +74°C).

POWER CONSUMPTION:
3 watts maximum.

ENCLOSURE: Lockable hasp. Type varies by model (see page 153 for enclosure dimensions).

OTHER MOUNTINGS:

Intermatic® Adaptor Plate model #IAP allows any 1100 series to fit into an Intermatic case.

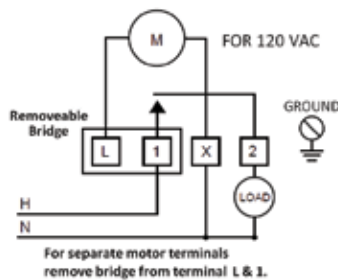
CONTACT RATINGS

TYPE	VOLTAGE	CONTACT RATING
General Purpose	120 -277VAC single phase	40A
Resistive	120 -277VAC single phase	40A
Tungsten	120VAC	40A
Inductive	120, 277VAC single phase	20A
Pilot Duty	120 -277VAC	1000VA
Motor	120VAC	2HP
	240VAC	5HP

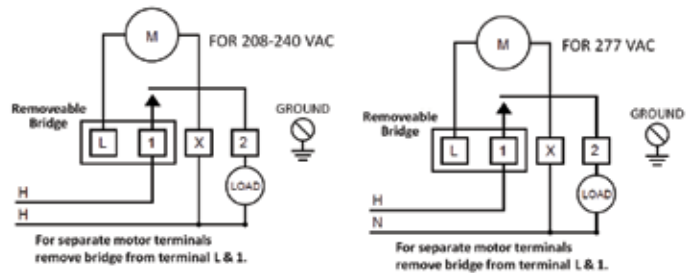
Model 1101-7 is 30 AMP inductive at 347 volts and CSA only.

WIRING DIAGRAMS

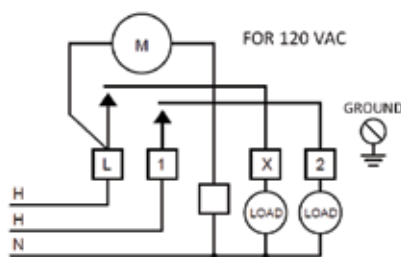
1101



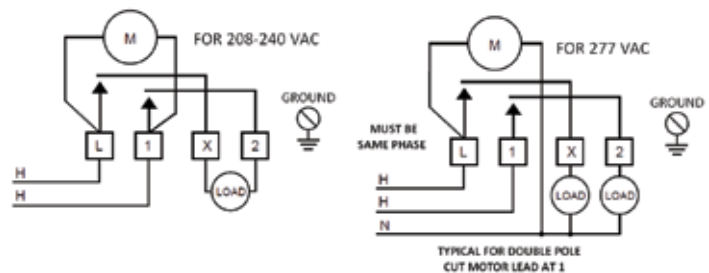
1102



1103



1104



SPECIFICATION WRITER'S GUIDE

Furnish and install, where shown, a TORK time switch with 24 hour dial. The time switch shall be powered by a self-starting synchronous motor. Time switch contacts shall be capable of switching 40 amperes per pole continuously at 277 volts and shall be SPST (DPST as required). Removable ON/OFF trippers shall make possible automatic operation with a minimum ON period of 20 minutes and a minimum of 75 minutes between one OFF period and the next. Enclosure shall be NEMA 1 surface type, finished in beige enamel, with combination 1/2", 3/4" knockouts on bottom, both sides and back. Provision shall be made for positive padlocking. Terminals shall be capable of receiving #8AWG wire. Time switch shall be TORK Model 11__ (11__-, etc, to fit requirement).

1100 SERIES

SAME DAY ON/OFF
TIMES EACH DAY
24 HOUR TIME SWITCH



APPLICATIONS



- Lighting
- Pumps
- Signs
- Air conditioning
- Water heaters
- Fans
- Automatic ON/OFF control when operation is required at the same time every day.

FEATURES

SCHEDULING: Minimum ON is setting 20 minutes with a minimum OFF setting of 75 minutes. Dial accommodates up to 12 pairs of trippers. One pair included.

MANUAL OVERRIDE: Until the next regularly scheduled ON or OFF automatic operation then resumes.

ORDERING INFO

CATALOG NO.	UPC CODE	INPUT SUPPLY (VAC) 60Hz	OUTPUT CONTACTS	ENCLOSURE TYPE
1101	10011	120	SPST	Metal Indoor NEMA 1
1101-N	10040	120	SPST	Noryl® Indoor/Outdoor NEMA 3R
1101-NC	10053	120	SPST	Noryl® Indoor/Outdoor w/ clear Lexan® cover
1101-O	10015	120	SPST	Metal Indoor/Outdoor NEMA 3
1101-M	10022	120	SPST	Mechanism
1101-M-IAP	10052	120	SPST	Mechanism and mounting plate
1101-7	10033	347	SPST	Metal Indoor NEMA 1
1102	10012	208-277	SPST	Metal Indoor NEMA 1
1102-N	10045	208-277	SPST	Noryl® Indoor/Outdoor NEMA 3R
1102-O	10046	208-277	SPST	Metal Indoor/Outdoor NEMA 3
1102-M	10035	208-277	SPST	Mechanism
1103	10013	120	DPST	Metal Indoor NEMA 1
1103-N	10041	120	DPST	Noryl® Indoor/Outdoor NEMA 3R
1103-NC	10054	120	DPST	Noryl® Indoor/Outdoor w/ clear Lexan® cover
1103-O	10016	120	DPST	Metal Indoor/Outdoor NEMA 3
1103-M	10023	120	DPST	Mechanism
1104	10014	208-277	DPST	Metal Indoor NEMA 1
1104-N	10042	208-277	DPST	Noryl® Indoor/Outdoor NEMA 3R
1104-NC	10055	208-277	DPST	Noryl® Indoor/Outdoor w/ clear Lexan® cover
1104-O	10017	208-277	DPST	Metal Indoor/Outdoor NEMA 3
1104-M	10014	208-277	DPST	Mechanism
1104-M-IAP	10051	208-277	DPST	Mechanism and mounting plate
Replacement Trippers	Order #P47 for a pair of ON/OFF trippers			
Replacement Motor	#101 (120V) & #201 (208-277V) For Astronomic Conversion: Order #Z KIT			



SPECIFICATIONS

INPUT VOLTAGE: 120 or 208-277 VAC
60 Hz, varies by model.

TIMING ACCURACY: Line frequency.

TERMINAL RANGE: #8 - #14 AWG.

OPERATING TEMPERATURE:
-40° to 165°F (-40° to +74°C).

POWER CONSUMPTION:
3 watts maximum.

ENCLOSURE: Lockable hasp. Type varies by model (see page 153 for enclosure dimensions).

OTHER MOUNTINGS:

Intermatic® Adaptor Plate model #IAP allows any 1100 series to fit into an Intermatic case.

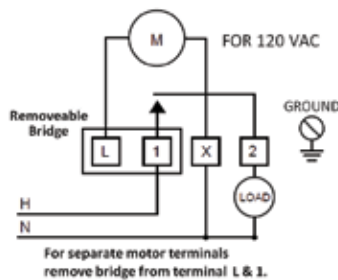
CONTACT RATINGS

TYPE	VOLTAGE	CONTACT RATING
General Purpose	120 -277VAC single phase	40A
Resistive	120 -277VAC single phase	40A
Tungsten	120VAC	40A
Inductive	120, 277VAC single phase	20A
Pilot Duty	120 -277VAC	1000VA
Motor	120VAC	2HP
	240VAC	5HP

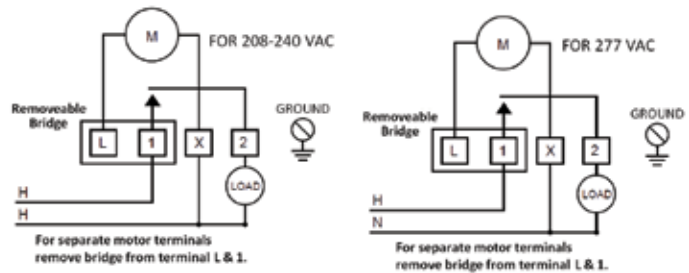
Model 1101-7 is 30 AMP inductive at 347 volts and CSA only.

WIRING DIAGRAMS

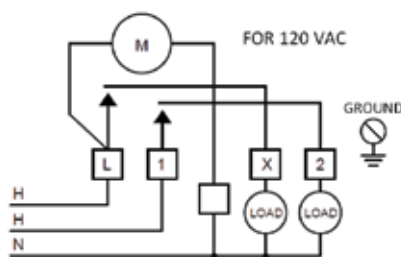
1101



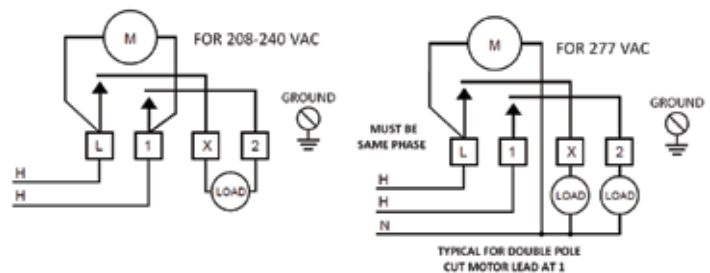
1102



1103



1104



SPECIFICATION WRITER'S GUIDE

Furnish and install, where shown, a TORK time switch with 24 hour dial. The time switch shall be powered by a self-starting synchronous motor. Time switch contacts shall be capable of switching 40 amperes per pole continuously at 277 volts and shall be SPST (DPST as required). Removable ON/OFF trippers shall make possible automatic operation with a minimum ON period of 20 minutes and a minimum of 75 minutes between one OFF period and the next. Enclosure shall be NEMA 1 surface type, finished in beige enamel, with combination 1/2", 3/4" knockouts on bottom, both sides and back. Provision shall be made for positive padlocking. Terminals shall be capable of receiving #8AWG wire. Time switch shall be TORK Model 11__ (11__-, etc, to fit requirement).