


CADWELD® GY Molds

For Through Connections to Ground Rods

Features


- Ergonomic two-piece molds use standard L160 and L159 handles clamps – the same clamps you use with other CADWELD® molds
- Saves labor costs. A GY connection can be made by one person in about one minute – much faster than other methods
- Costs less. Saves you 1/3 over other models thanks to innovative design techniques and advanced manufacturing technology
- Simple to use
- Easy cable alignment
- Includes a new baffle mold cover which reduces emissions and extends the handle clamp life
- Available with wear plates



For through cable connections to the side of ground rods, there has never been a faster or easier way to make a reliable CADWELD® connection. The two-piece CADWELD GY mold lets you make connections in a trench in about half the time it would take with compression connections or other exothermic connections and at a fraction of the cost.

GY molds are simple to use and provide for easy cable alignment. The molds include a baffle mold cover that reduces emissions and extends handle clamp life.





Two-piece GY positioned on ground rod
(locking pliers required to support mold during connection process not shown)



Completed GY connection

Ordering Information

Copper Clad Ground Rod (Run)	Conductor Size (Tap)	Mold Part Number	Traditional Welding Material Part Number	CADWELD® PLUS Welding Material Part Number
1/2"	1/0 CONC	GYR142C	115	115PLUSF20
	2/0 CONC	GYR142G	115	115PLUSF20
	3/0 CONC	GYR142L	150	150PLUSF20
	4/0 CONC	GYR142Q	150	150PLUS F20
	250 CONC	GYR142V	150	150PLUSF20
5/8"	2 SOL	GYR161T	90	90PLUSF20
	2 CONC	GYR161V	90	90PLUSF20
	1/0 CONC	GYR162C	115	115PLUSF20
	2/0 CONC	GYR162G	115	115PLUSF20
	3/0 CONC	GYR162L	150	150PLUSF20
	4/0 CONC	GYR162Q	150	150PLUSF20
	250 CONC	GYR162V	150	150PLUSF20
	350 CONC	GYR163D	250	250PLUSF20
	500 CONC	GYF163Q	400	400PLUSF20
3/4"	2 SOL	GYR181T	90	90PLUSF20
	2CONC	GYR181V	90	90PLUSF20
	1/0 CONC	GYR182C	115	115PLUSF20
	2/0 SOL	GYR182G	115	115PLUSF20
	3/0 CONC	GYR182L	150	150PLUSF20
	4/0 CONC	GYR182Q	150	150PLUSF20
	250 CONC	GYR182V	200	200PLUSF20
	350 CONC	GYR283D	300	300PLUSF20
	500 CONC	GYF183Q	500	500PLUSF20

Consult ERICO® for molds to fit other ground rod / cable size combinations

WARNING

ERICO products shall be installed and used only as indicated in ERICO's product instruction sheets and training materials. Instruction sheets are available at www.erico.com and from your ERICO customer service representative. Improper installation, misuse, misapplication or other failure to completely follow ERICO's instructions and warnings may cause product malfunction, property damage, serious bodily injury and death.

Copyright ©2006 ERICO International Corporation. All rights reserved.
CADDY, CADWELD, CRITEC, ERICO, ERIFLEX, ERITECH, and LENTON are registered trademarks of ERICO International Corporation.

CADWELD® GY Molds

For Through Connections to Ground Rods

Features


- Ergonomic two-piece molds use standard L160 and L159 handles clamps – the same clamps you use with other CADWELD® molds
- Saves labor costs. A GY connection can be made by one person in about one minute – much faster than other methods
- Costs less. Saves you 1/3 over other models thanks to innovative design techniques and advanced manufacturing technology
- Simple to use
- Easy cable alignment
- Includes a new baffle mold cover which reduces emissions and extends the handle clamp life
- Available with wear plates



For through cable connections to the side of ground rods, there has never been a faster or easier way to make a reliable CADWELD® connection. The two-piece CADWELD GY mold lets you make connections in a trench in about half the time it would take with compression connections or other exothermic connections and at a fraction of the cost.

GY molds are simple to use and provide for easy cable alignment. The molds include a baffle mold cover that reduces emissions and extends handle clamp life.





Two-piece GY positioned on ground rod
(locking pliers required to support mold during connection process not shown)



Completed GY connection

Ordering Information

Copper Clad Ground Rod (Run)	Conductor Size (Tap)	Mold Part Number	Traditional Welding Material Part Number	CADWELD® PLUS Welding Material Part Number
1/2"	1/0 CONC	GYR142C	115	115PLUSF20
	2/0 CONC	GYR142G	115	115PLUSF20
	3/0 CONC	GYR142L	150	150PLUSF20
	4/0 CONC	GYR142Q	150	150PLUS F20
	250 CONC	GYR142V	150	150PLUSF20
5/8"	2 SOL	GYR161T	90	90PLUSF20
	2 CONC	GYR161V	90	90PLUSF20
	1/0 CONC	GYR162C	115	115PLUSF20
	2/0 CONC	GYR162G	115	115PLUSF20
	3/0 CONC	GYR162L	150	150PLUSF20
	4/0 CONC	GYR162Q	150	150PLUSF20
	250 CONC	GYR162V	150	150PLUSF20
	350 CONC	GYR163D	250	250PLUSF20
	500 CONC	GYF163Q	400	400PLUSF20
3/4"	2 SOL	GYR181T	90	90PLUSF20
	2CONC	GYR181V	90	90PLUSF20
	1/0 CONC	GYR182C	115	115PLUSF20
	2/0 SOL	GYR182G	115	115PLUSF20
	3/0 CONC	GYR182L	150	150PLUSF20
	4/0 CONC	GYR182Q	150	150PLUSF20
	250 CONC	GYR182V	200	200PLUSF20
	350 CONC	GYR283D	300	300PLUSF20
	500 CONC	GYF183Q	500	500PLUSF20

Consult ERICO® for molds to fit other ground rod / cable size combinations

WARNING

ERICO products shall be installed and used only as indicated in ERICO's product instruction sheets and training materials. Instruction sheets are available at www.erico.com and from your ERICO customer service representative. Improper installation, misuse, misapplication or other failure to completely follow ERICO's instructions and warnings may cause product malfunction, property damage, serious bodily injury and death.

Copyright ©2006 ERICO International Corporation. All rights reserved.
CADDY, CADWELD, CRITEC, ERICO, ERIFLEX, ERITECH, and LENTON are registered trademarks of ERICO International Corporation.