

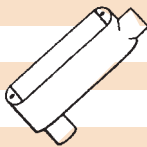
# Conduit Bodies

Threaded and Set Screw Bodies and Kits

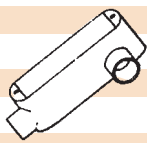


- Die-cast aluminum.
- Smooth, corrosion-resistant electrostatic powder coating.
- Available unassembled (body only) or assembled with matching steel cover and gasket.
- All 2½ - 4" conduit bodies and all SLBs come assembled with steel cover and gasket.
- Kits with aluminum covers also available.
- Cubic capacity and listings clearly marked.
- Ask about our "Great Bodies" promotion.
- UL Listed.

| Hub Size  | Unassembled (body only)<br>Catalog No. |           |             | Assembled (with cover and gasket)<br>Catalog No. |           |             | Box Quantity | Carton Quantity |
|-----------|--|-----------|-------------|--|-----------|-------------|--------------|-----------------|
|           | Threaded                               | Set Screw | Combination | Threaded   | Set Screw | Combination |              |                 |
| <b>LB</b> |  |           |             |  |           |             |              |                 |
| ½"        | 11801                                  | 11851     | 13801       | 12801  | 12851     | 14801       | 10           | 50              |
| ¾"        | 11802                                  | 11852     | 13802       | 12802  | 12852     | 14802       | 10           | 50              |
| 1"        | 11803                                  | 11853     | 13803       | 12803  | 12853     | 14803       | 5            | 25              |
| 1¼"       | 11804                                  | 11854     | 13804       | 12804  | 12854     | 14804       | —            | 2               |
| 1½"       | 11805                                  | 11855     | 13805       | 12805  | 12855     | 14805       | —            | 2               |
| 2"        | 11806                                  | 11856     | 13806       | 12806  | 12856     | 14806       | —            | 1               |
| 2½"       |  |           |             | 12807  | 12857     |             | —            | 1               |
| 3"        |  |           |             | 12808  | 12858     |             | —            | 1               |
| 3½"       |  |           |             | 12809  |           |             | —            | 1               |
| 4"        |  |           |             | 12810  |           |             | —            | 1               |



|           |       |       |       |       |       |       |    |    |
|-----------|-------|-------|-------|-------|-------|-------|----|----|
| <b>LL</b> |       |       |       |       |       |       |    |    |
| ½"        | 11811 | 11861 | 13811 | 12811 | 12861 | 14811 | 10 | 50 |
| ¾"        | 11812 | 11862 | 13812 | 12812 | 12862 | 14812 | 10 | 50 |
| 1"        | 11813 | 11863 | 13813 | 12813 | 12863 | 14813 | 5  | 25 |
| 1¼"       | 11814 | 11864 | 13814 | 12814 | 12864 | 14814 | —  | 2  |
| 1½"       | 11815 | 11865 | 13815 | 12815 | 12865 | 14815 | —  | 2  |
| 2"        | 11816 | 11866 | 13816 | 12816 | 12866 | 14816 | —  | 1  |
| 2½"       |       |       |       | 12817 |       |       | —  | 1  |
| 3"        |       |       |       | 12818 |       |       | —  | 1  |
| 3½"       |       |       |       | 12819 |       |       | —  | 1  |
| 4"        |       |       |       | 12820 |       |       | —  | 1  |



For weights, please see price sheet or call Customer Service.

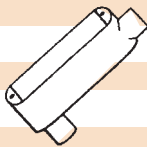
# Conduit Bodies

Threaded and Set Screw Bodies and Kits

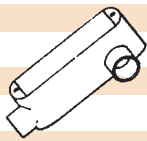


- Die-cast aluminum.
- Smooth, corrosion-resistant electrostatic powder coating.
- Available unassembled (body only) or assembled with matching steel cover and gasket.
- All 2½ - 4" conduit bodies and all SLBs come assembled with steel cover and gasket.
- Kits with aluminum covers also available.
- Cubic capacity and listings clearly marked.
- Ask about our "Great Bodies" promotion.
- UL Listed.

| Hub Size  | Unassembled (body only) |           |             | Assembled (with cover and gasket) |           |             | Box Quantity | Carton Quantity |
|-----------|-------------------------|-----------|-------------|-----------------------------------|-----------|-------------|--------------|-----------------|
|           | Threaded                | Set Screw | Combination | Threaded                          | Set Screw | Combination |              |                 |
| <b>LB</b> |                         |           |             |                                   |           |             |              |                 |
| ½"        | 11801                   | 11851     | 13801       | 12801                             | 12851     | 14801       | 10           | 50              |
| ¾"        | 11802                   | 11852     | 13802       | 12802                             | 12852     | 14802       | 10           | 50              |
| 1"        | 11803                   | 11853     | 13803       | 12803                             | 12853     | 14803       | 5            | 25              |
| 1¼"       | 11804                   | 11854     | 13804       | 12804                             | 12854     | 14804       | —            | 2               |
| 1½"       | 11805                   | 11855     | 13805       | 12805                             | 12855     | 14805       | —            | 2               |
| 2"        | 11806                   | 11856     | 13806       | 12806                             | 12856     | 14806       | —            | 1               |
| 2½"       |                         |           |             | 12807                             | 12857     |             | —            | 1               |
| 3"        |                         |           |             | 12808                             | 12858     |             | —            | 1               |
| 3½"       |                         |           |             | 12809                             |           |             | —            | 1               |
| 4"        |                         |           |             | 12810                             |           |             | —            | 1               |



|           |       |       |       |       |       |       |    |    |
|-----------|-------|-------|-------|-------|-------|-------|----|----|
| <b>LL</b> |       |       |       |       |       |       |    |    |
| ½"        | 11811 | 11861 | 13811 | 12811 | 12861 | 14811 | 10 | 50 |
| ¾"        | 11812 | 11862 | 13812 | 12812 | 12862 | 14812 | 10 | 50 |
| 1"        | 11813 | 11863 | 13813 | 12813 | 12863 | 14813 | 5  | 25 |
| 1¼"       | 11814 | 11864 | 13814 | 12814 | 12864 | 14814 | —  | 2  |
| 1½"       | 11815 | 11865 | 13815 | 12815 | 12865 | 14815 | —  | 2  |
| 2"        | 11816 | 11866 | 13816 | 12816 | 12866 | 14816 | —  | 1  |
| 2½"       |       |       |       | 12817 |       |       | —  | 1  |
| 3"        |       |       |       | 12818 |       |       | —  | 1  |
| 3½"       |       |       |       | 12819 |       |       | —  | 1  |
| 4"        |       |       |       | 12820 |       |       | —  | 1  |



For weights, please see price sheet or call Customer Service.