
















INCANDESCENT / LED 12V ACCESSORIES

MOUNTING ACCESSORIES	ITEM NUMBER	NOTES
Multi-Fixture Weighted Base  3.375" W	15776 BK Use with fixture 15711 SS	Heavy weighted 3 pronged underwater accessory for 2 or 3 fixtures to give maximum flexibility and directional capability
Single Fixture Weighted Base  3.375" W	15778 BK Use with fixture 15711 SS	Heavy weight 1 prong underwater light accessory for standard installations. Provides advanced directional capability.
Junction Box Mounting Bracket  2.39" W 5.56" H	15609 AZT 15609 BKT 15609 WHT Use with 12V and 120V fixtures	Corrosion resistant Cast Aluminum alloy with baked thermoset powder coat finish
Three Fixtures, Centerpiece Mounting Kit  6" W 14" L	15635 OZ for use with 15435 PP, 15435 RD and 15435 AMB Posies	The kit allows for the creation of an interesting garden centerpiece that replicates nature with Posies that can be installed at an angle at varying heights. Can also be used to install three fixtures at the same height. Colors may be mixed or uniform. Kit included a mounting plate, 14" In-ground stake for added stability, a 3" Olde Bronze® stem section and the necessary hardware and instructions to make a truly creative garden feature.
LENS/SHIELD ACCESSORIES	ITEM NUMBER	NOTES
LED Amber Lens  	16064 AMB for use with 3W & 4W – 16000, 16001, 16002, 16003, 16004, 16005 16065 AMB for use with 6.5W & 13W – 16006, 16007, 16008, 16009, 16010, 16011 16066 AMB for use with 21W – 16012, 16013, 16014	Designed specifically for Kichler Design Pro LED with Radiax Optics, lens offers the ability to create a warmer lighting effect.
	15875 AMB for use with 15731, 15732, 15733, 15741, 15742, 15743, 15767, 15768, 15769, 15728, 15747, 15748 15876 AMB for use with 15751, 15752, 15753, 15729, 15757, 15758	Designed specifically for Kichler Design Pro LED, lens offers the ability to create a warmer lighting effect.
	LED Green Lens  	16064 GRN for use with 3W & 4W – 16000, 16001, 16002, 16003, 16004, 16005 16065 GRN for use with 6.5W & 13W – 16006, 16007, 16008, 16009, 16010, 16011 16066 GRN for use with 21W – 16012, 16013, 16014
15885 AMB for use with 15731, 15732, 15733, 15741, 15742, 15743, 15767, 15768, 15769, 15728, 15747, 15748 15886 AMB for use with 15751, 15752, 15753, 15729, 15757, 15758	Designed specifically for Kichler Design Pro LED, greens of foliage can be intensified to illustrate their true beauty.	
LED Frosted Lens  	16064 FRO for use with 3W & 4W – 16000, 16001, 16002, 16003, 16004, 16005 16065 FRO for use with 6.5W & 13W – 16006, 16007, 16008, 16009, 16010, 16011 16066 FRO for use with 21W – 16012, 16013, 16014	Designed specifically for Kichler Design Pro LED with Radiax Optics, creates a soft focus and diffuses the light to provide even, clean illumination
	15895 FRO for use with LED fixtures 15731, 15732, 15733, 15741, 15742, 15743, 15767, 15768, 15769, 15728, 15747, 15748 15896 FRO for use with LED fixtures 15751, 15752, 15753, 15729, 15757, 15758	Designed specifically for Kichler Design Pro LED, creates a soft focus and diffuses the light to provide even, clean illumination

INCANDESCENT / LED 120V / HID ACCESSORIES

MOUNTING ACCESSORIES	ITEM NUMBER	NOTES
<p>Junction Box Mounting Bracket</p> <p>2.39" W 5.56" H</p> 	<p>15609 AZT 15609 BKT 15609 WHT</p>	<p>For use with low voltage and line voltage fixtures Corrosion resistant Cast Aluminum alloy with baked thermoset powder coat finish</p>
<p>Bollard Template Kit</p> 	<p>15671 ST</p>	<p>For use with all bollard mounting kits For permanent installation into concrete. Template kit includes positioning template, anchor bolts, and mounting hardware.</p>
<p>Gel Encapsulant</p> 	<p>15616 WH10 10 pack</p>	<p>Re-enterable encapsulant gel for in-ground installations. Two-part field mixable material in one convenient package.</p>
<p>In-Ground Concrete Pour Kit</p> <p>7" D 5.19" H</p> 	<p>15608 AZ for use with 15262, 15263, 15266, 15295</p>	<p>Injection molded concrete pour kit</p>
LENS/SHIELD ACCESSORIES	ITEM NUMBER	NOTES
<p>LED Amber Lens</p>  	<p>16065 AMB for use with 12.5W – 16200, 16201, 16206 16066 AMB for use with 19.5W & 29W – 16202, 16203, 16204, 16205, 16207, 16208</p>	<p>Designed specifically for Kichler Design Pro LED with Radiax Optics, lens offers the ability to create a warmer lighting effect.</p>
<p>LED Green Lens</p>  	<p>16065 GRN for use with 12.5W – 16200, 16201, 16206 16066 GRN for use with 19.5W & 29W – 16202, 16203, 16204, 16205, 16207, 16208</p>	<p>Designed specifically for Kichler Design Pro LED with Radiax Optics, greens of foliage can be intensified to illustrate their true beauty.</p>
<p>LED Frosted Lens</p>  	<p>16065 FRO for use with 12.5W – 16200, 16201, 16206 16066 FRO for use with 19.5W & 29W – 16202, 16203, 16204, 16205, 16207, 16208</p>	<p>Designed specifically for Kichler Design Pro LED with Radiax Optics, creates a soft focus and diffuses the light to provide even, clean illumination</p>
<p>Blue Lens Filter</p> 	<p>15623 BL for use with 15231 15624 BL for use with 15241 15625 BL for use with 15251</p>	<p>Blue glass filters act as color enhancers to bring out the true rich greens of foliage. Glass is tempered to resist heat and impact.</p>
<p>Well Light Blue Lens Filter</p> 	<p>15626 BL for use with 15262, 15263, 15266, 15295</p>	<p>Blue glass filter with rubber gasket. Glass is tempered to resist heat and impact.</p>
<p>45° Hexcell Louver</p> 	<p>15637 BK for use with 15231 15638 BK for use with 15241 15639 BK for use with 15251</p>	<p>Expanded aluminum shield with high temperature black finish.</p>