

Straight Blade Receptacles TradeMaster® & Specification Grade GFCI Receptacles


2 Pole, 3 Wire Grounding 15 & 20A, 125VAC




Pass & Seymour

Straight Blade Receptacles

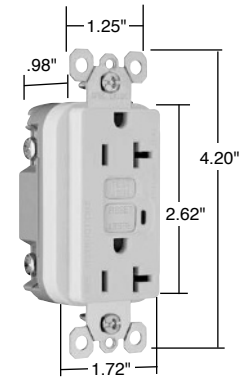
Features	
<ul style="list-style-type: none"> SafeLock™ Protection: if critical components are damaged and ground fault protection is lost, power to receptacle is disconnected. Prevents line-load reversal miswire: no power to the face or downstream receptacles if wired incorrectly. Exceeds UL943 voltage surge requirements; survives 100x the required UL 3kA/6kV voltage surge test cycles. FSUL Listed (Federal Specification WC596). Trip indicator light (red LED). Side or internal screw-pressure-plate back wire with #10 – #14 AWG solid or stranded copper wire. Two back wire holes per terminal. Ground screw has a back wire clamp for easy installation. 	<ul style="list-style-type: none"> 1/4" thinner than competitors' GFCIs; leaves more room for wires in the box. Mounting screws are shipped captive in the device and wall plate for easier installation. High-impact-resistant thermoplastic construction. Extra-long strap. Button colors match the device face. Dual-direction test and reset buttons. Class A rated GFCI. Supplied with matching TP26 nylon wall plate. Tri-drive screws. GFCIs with Auto-Ground assure a positive ground to metal box.
Specifications	
<ul style="list-style-type: none"> Supply Voltage: 125VAC, 60 Hz Supply Voltage Range: 102-132 VAC Trip Threshold: 5± 1mA 	<ul style="list-style-type: none"> Trip Time: 0.025 sec., nominal per UL Standard 20 Amp feed-thru capacity



1595W



1595SW



2095W



NEMA 5-15R



NEMA 5-20R

TradeMaster® & Spec Grade GFCI Receptacles

Catalog Number	Rating A.	VAC	Color	NEMA Config. No.	3rd Party Compliance		
					UL943 C22.2 No. 144	UL498 C22.2 No. 42	FSUL WC596
TradeMaster®/Spec Grade 15 Amp Duplex GFCI							
1595I	15	125	Ivory	5-15R	•	•	•
1595W	15	125	White	5-15R	•	•	•
1595	15	125	Brown	5-15R	•	•	•
1595GRY	15	125	Gray	5-15R	•	•	•
1595BK	15	125	Black	5-15R	•	•	•
1595RED	15	125	Red	5-15R	•	•	•
1595LA	15	125	Light Almond	5-15R	•	•	•
TradeMaster®/Spec Grade 15 Amp Duplex GFCI with Auto-Ground							
1595SI	15	125	Ivory	5-15R	•	•	•
1595SW	15	125	White	5-15R	•	•	•
1595SLA	15	125	Light Almond	5-15R	•	•	•
Specification Grade 20 Amp Duplex GFCI							
2095I	20	125	Ivory	5-20R	•	•	•
2095W	20	125	White	5-20R	•	•	•
2095	20	125	Brown	5-20R	•	•	•
2095GRY	20	125	Gray	5-20R	•	•	•
2095BK	20	125	Black	5-20R	•	•	•
2095RED	20	125	Red	5-20R	•	•	•
2095LA	20	125	Light Almond	5-20R	•	•	•
Specification Grade 20 Amp Duplex GFCI with Auto-Ground							
2095SI	20	125	Ivory	5-20R	•	•	•
2095SW	20	125	White	5-20R	•	•	•
2095SLA	20	125	Light Almond	5-20R	•	•	•


All devices listed on this page conform to NEMA WD-1 and WD-6.

Devices & Wall Plates Color Selection Chart




Pass & Seymour

Devices & Plastic Wall Plate Colors




Ivory Light Almond White Green



Black Blue Brown Gray Orange Red


See specific device and wall plate catalog charts for particular color availabilities.

Metal Wall Plates



Metal Finish Aluminum Brass (Brushed) Polished Brass Stainless Steel Brushed Bronze Chrome

Custom Metal Wall Plates Paint Finish Colors



Paint Color Orange Green Gray Yellow Glossy Black Brown White



Paint Color Primer Red Pink Flat Black Ivory Light Almond Blue

To order custom metal wall plates, see Pages Q-43 – Q-45.

For additional colors consult factory.

Technical Specifications TradeMaster® & Specification Grade GFCI Receptacles

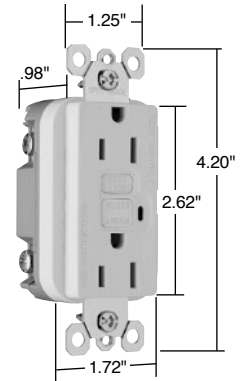
2 Pole, 3 Wire Grounding 15 & 20A, 125VAC




Pass & Seymour

Typical Specifications	
Manufacturer's Identification: Legrand/Pass & Seymour 1595	
Description: Straight Blade Duplex GFCI Receptacle	
Type: 2 Pole, 3 Wire Grounding	
Rating: 20A, 125VAC Feed Thru; 15 or 20A, 125VAC Face	
3rd Party Compliance: cULus Listed, File Number E42190; Standard UL498, Attachment Plugs and Receptacles UL943 GFCIs. Federal Specification WC596. Standard CSA-C22.2 No. 42, General Use Receptacles, CSA-C22.2 No. 144 GFCIs. Conforms to NEMA WD-1 and WD-6.	

Catalog Number	Color	Rating	NEMA Configuration No.
<input type="checkbox"/> 1595I	Ivory	15A 125VAC	5-15R
<input type="checkbox"/> 1595W	White	15A 125VAC	5-15R
<input type="checkbox"/> 1595	Brown	15A 125VAC	5-15R
<input type="checkbox"/> 1595GRY	Gray	15A 125VAC	5-15R
<input type="checkbox"/> 1595BK	Black	15A 125VAC	5-15R
<input type="checkbox"/> 1595RED	Red	15A 125VAC	5-15R
<input type="checkbox"/> 1595LA	Light Almond	15A 125VAC	5-15R
<input type="checkbox"/> 1595SI*	Ivory	15A 125VAC	5-15R
<input type="checkbox"/> 1595SW*	White	15A 125VAC	5-15R
<input type="checkbox"/> 1595SLA*	Light Almond	15A 125VAC	5-15R
<input type="checkbox"/> 2095I	Ivory	20A 125VAC	5-20R
<input type="checkbox"/> 2095W	White	20A 125VAC	5-20R
<input type="checkbox"/> 2095	Brown	20A 125VAC	5-20R
<input type="checkbox"/> 2095GRY	Gray	20A 125VAC	5-20R
<input type="checkbox"/> 2095BK	Black	20A 125VAC	5-20R
<input type="checkbox"/> 2095RED	Red	20A 125VAC	5-20R
<input type="checkbox"/> 2095LA	Light Almond	20A 125VAC	5-20R
<input type="checkbox"/> 2095SI*	Ivory	20A 125VAC	5-20R
<input type="checkbox"/> 2095SW*	White	20A 125VAC	5-20R
<input type="checkbox"/> 2095SLA*	Light Almond	20A 125VAC	5-20R

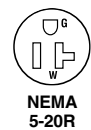
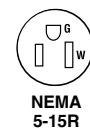


Dimensions for
15 & 20 Amp



Dimensions for
15 & 20 Amp
With Auto-Ground

Performance			
Electrical			
Dielectric	Withstands 1500V minimum		
Trip Level	4 to 6 mA		
Trip Time	.025 Second Nominal		
Frequency	60 Hz		
Voltage	125VAC		
Voltage Range	102-132VAC		
Mechanical			
Indicator Light (LED)	Red, ON when GFCI is tripped		
Terminal Identification	Terminals identified in accordance with UL498 (Hot, White, Green)		
Terminal Accommodation	#14 – #10 AWG solid or stranded copper conductor only		
Product Identification	Ratings are a permanent part of device		
Environmental			
Operating Temperature	-35°C to +66°C		
Maximum Humidity	95%		
Flammability	UL94 V2		
Materials			
Face	Nylon	Terminal Screws	Steel #8 - 32
Body	Nylon	Hex Head Grounding Screw	Steel (Green)
Contacts	.03" Brass (.8)	Flat Head Mounting Screws	Zinc-Plated Steel
Mounting Straps	.05" Zinc-Plated Steel (1.3)	Test/Reset Buttons	Nylon
		Auto-Ground Clip*	Brass Alloy C260



*GFCIs with Auto-Ground feature.

Project
Location/Type

Straight Blade Receptacles TradeMaster® & Specification Grade GFCI Receptacles

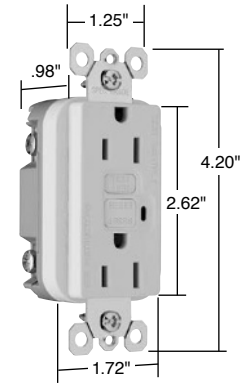
2 Pole, 3 Wire Grounding 15 & 20A, 125VAC



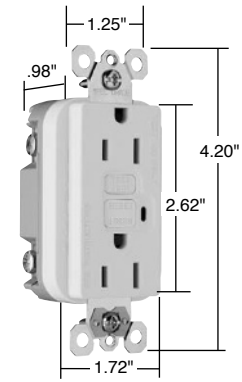
Pass & Seymour

Straight Blade Receptacles

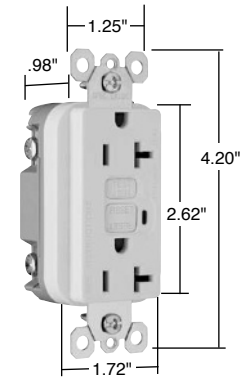
Features	
<ul style="list-style-type: none"> SafeLock™ Protection: if critical components are damaged and ground fault protection is lost, power to receptacle is disconnected. Prevents line-load reversal miswire: no power to the face or downstream receptacles if wired incorrectly. Exceeds UL943 voltage surge requirements; survives 100x the required UL 3kA/6kV voltage surge test cycles. FSUL Listed (Federal Specification WC596). Trip indicator light (red LED). Side or internal screw-pressure-plate back wire with #10 – #14 AWG solid or stranded copper wire. Two back wire holes per terminal. Ground screw has a back wire clamp for easy installation. 	<ul style="list-style-type: none"> 1/4" thinner than competitors' GFCIs; leaves more room for wires in the box. Mounting screws are shipped captive in the device and wall plate for easier installation. High-impact-resistant thermoplastic construction. Extra-long strap. Button colors match the device face. Dual-direction test and reset buttons. Class A rated GFCI. Supplied with matching TP26 nylon wall plate. Tri-drive screws. GFCIs with Auto-Ground assure a positive ground to metal box.
Specifications	
<ul style="list-style-type: none"> Supply Voltage: 125VAC, 60 Hz Supply Voltage Range: 102-132 VAC Trip Threshold: 5± 1mA 	<ul style="list-style-type: none"> Trip Time: 0.025 sec., nominal per UL Standard 20 Amp feed-thru capacity




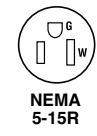
1595W



1595SW



2095W



Catalog Number	Rating A.	VAC	Color	NEMA Config. No.	3rd Party Compliance		
					UL943 C22.2 No. 144	UL498 C22.2 No. 42	FSUL WC596
TradeMaster®/Spec Grade 15 Amp Duplex GFCI							
1595I	15	125	Ivory	5-15R	•	•	•
1595W	15	125	White	5-15R	•	•	•
1595	15	125	Brown	5-15R	•	•	•
1595GRY	15	125	Gray	5-15R	•	•	•
1595BK	15	125	Black	5-15R	•	•	•
1595RED	15	125	Red	5-15R	•	•	•
1595LA	15	125	Light Almond	5-15R	•	•	•
TradeMaster®/Spec Grade 15 Amp Duplex GFCI with Auto-Ground							
1595SI	15	125	Ivory	5-15R	•	•	•
1595SW	15	125	White	5-15R	•	•	•
1595SLA	15	125	Light Almond	5-15R	•	•	•
Specification Grade 20 Amp Duplex GFCI							
2095I	20	125	Ivory	5-20R	•	•	•
2095W	20	125	White	5-20R	•	•	•
2095	20	125	Brown	5-20R	•	•	•
2095GRY	20	125	Gray	5-20R	•	•	•
2095BK	20	125	Black	5-20R	•	•	•
2095RED	20	125	Red	5-20R	•	•	•
2095LA	20	125	Light Almond	5-20R	•	•	•
Specification Grade 20 Amp Duplex GFCI with Auto-Ground							
2095SI	20	125	Ivory	5-20R	•	•	•
2095SW	20	125	White	5-20R	•	•	•
2095SLA	20	125	Light Almond	5-20R	•	•	•

TradeMaster® & Spec Grade GFCI Receptacles

All devices listed on this page conform to NEMA WD-1 and WD-6.

Devices & Wall Plates Color Selection Chart



Pass & Seymour

Devices & Plastic Wall Plate Colors

Ivory	Light Almond	White	Green		
Black	Blue	Brown	Gray	Orange	Red

See specific device and wall plate catalog charts for particular color availabilities.

Metal Wall Plates

Aluminum	Brass (Brushed)	Polished Brass	Stainless Steel	Brushed Bronze	Chrome

Metal Finish

Custom Metal Wall Plates Paint Finish Colors

Orange	Green	Gray	Yellow	Glossy Black	Brown	White
Primer	Red	Pink	Flat Black	Ivory	Light Almond	Blue

Paint Color

To order custom metal wall plates, see Pages Q-43 – Q-45.

For additional colors consult factory.

Technical Specifications TradeMaster® & Specification Grade GFCI Receptacles

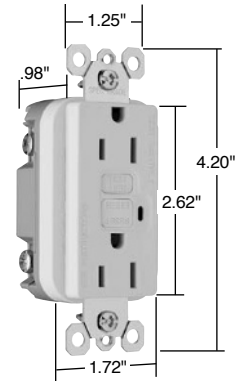
2 Pole, 3 Wire Grounding 15 & 20A, 125VAC




Pass & Seymour

Typical Specifications	
Manufacturer's Identification: Legrand/Pass & Seymour 1595	
Description: Straight Blade Duplex GFCI Receptacle	
Type: 2 Pole, 3 Wire Grounding	
Rating: 20A, 125VAC Feed Thru; 15 or 20A, 125VAC Face	
3rd Party Compliance: cULus Listed, File Number E42190; Standard UL498, Attachment Plugs and Receptacles UL943 GFCIs. Federal Specification WC596. Standard CSA-C22.2 No. 42, General Use Receptacles, CSA-C22.2 No. 144 GFCIs. Conforms to NEMA WD-1 and WD-6.	

Catalog Number	Color	Rating	NEMA Configuration No.
<input type="checkbox"/> 1595I	Ivory	15A 125VAC	5-15R
<input type="checkbox"/> 1595W	White	15A 125VAC	5-15R
<input type="checkbox"/> 1595	Brown	15A 125VAC	5-15R
<input type="checkbox"/> 1595GRY	Gray	15A 125VAC	5-15R
<input type="checkbox"/> 1595BK	Black	15A 125VAC	5-15R
<input type="checkbox"/> 1595RED	Red	15A 125VAC	5-15R
<input type="checkbox"/> 1595LA	Light Almond	15A 125VAC	5-15R
<input type="checkbox"/> 1595SI*	Ivory	15A 125VAC	5-15R
<input type="checkbox"/> 1595SW*	White	15A 125VAC	5-15R
<input type="checkbox"/> 1595SLA*	Light Almond	15A 125VAC	5-15R
<input type="checkbox"/> 2095I	Ivory	20A 125VAC	5-20R
<input type="checkbox"/> 2095W	White	20A 125VAC	5-20R
<input type="checkbox"/> 2095	Brown	20A 125VAC	5-20R
<input type="checkbox"/> 2095GRY	Gray	20A 125VAC	5-20R
<input type="checkbox"/> 2095BK	Black	20A 125VAC	5-20R
<input type="checkbox"/> 2095RED	Red	20A 125VAC	5-20R
<input type="checkbox"/> 2095LA	Light Almond	20A 125VAC	5-20R
<input type="checkbox"/> 2095SI*	Ivory	20A 125VAC	5-20R
<input type="checkbox"/> 2095SW*	White	20A 125VAC	5-20R
<input type="checkbox"/> 2095SLA*	Light Almond	20A 125VAC	5-20R

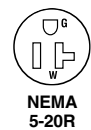
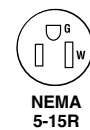


Dimensions for
15 & 20 Amp



Dimensions for
15 & 20 Amp
With Auto-Ground

Performance			
Electrical			
Dielectric	Withstands 1500V minimum		
Trip Level	4 to 6 mA		
Trip Time	.025 Second Nominal		
Frequency	60 Hz		
Voltage	125VAC		
Voltage Range	102-132VAC		
Mechanical			
Indicator Light (LED)	Red, ON when GFCI is tripped		
Terminal Identification	Terminals identified in accordance with UL498 (Hot, White, Green)		
Terminal Accommodation	#14 – #10 AWG solid or stranded copper conductor only		
Product Identification	Ratings are a permanent part of device		
Environmental			
Operating Temperature	-35°C to +66°C		
Maximum Humidity	95%		
Flammability	UL94 V2		
Materials			
Face	Nylon	Terminal Screws	Steel #8 - 32
Body	Nylon	Hex Head Grounding Screw	Steel (Green)
Contacts	.03" Brass (.8)	Flat Head Mounting Screws	Zinc-Plated Steel
Mounting Straps	.05" Zinc-Plated Steel (1.3)	Test/Reset Buttons	Nylon
		Auto-Ground Clip*	Brass Alloy C260



*GFCIs with Auto-Ground feature.

Project
Location/Type