

# STRAIGHT BLADE RECEPTACLES

## TradeMaster® & Specification Grade GFCI Receptacles 2 Pole, 3 Wire Grounding 15 & 20A, 125VAC



### Features

- SafeLock™ Protection: if critical components are damaged and ground fault protection is lost, power to receptacle is disconnected.
- Feed-thru wiring configuration allows GFCI to protect downstream receptacles.
- Prevents line-load reversal miswire: no power to the face or downstream receptacles if wired incorrectly.
- Exceeds UL943 voltage surge requirements; survives 100x the required UL 3kA/6kV voltage surge test cycles.
- FSUL Listed (Federal Specification WC596).
- Trip indicator light (red LED).
- Side or internal screw-pressure-plate back wire with #10 – #14 AWG solid or stranded copper wire.
- Two back wire holes per terminal.
- Ground screw has a back wire clamp for easy installation.
- 10 kA short circuit rating.
- Mounting screws are shipped captive in the device and wall plate for easier installation.
- High-impact-resistant thermoplastic construction.
- Extra-long strap.
- Button colors match the device face.
- Dual-direction test and reset buttons.
- Class A rated GFCI.
- Supplied with matching TP26 nylon wall plate.
- Tri-drive screws.
- GFCIs with Auto-Ground assure a positive ground to metal box.

### Specifications

- Supply Voltage: 125VAC, 60 Hz
- Supply Voltage Range: 102-132 VAC
- Trip Threshold: 5± 1mA
- Trip Time: 0.025 sec., nominal per UL Standard
- 20 Amp feed-thru capacity

| CATALOG NUMBER   | RATING |     | COLOR        | NEMA CONFIG. NO. | 3rd PARTY COMPLIANCE |                    |            |
|--|--------|-----|--------------|------------------|----------------------|--------------------|------------|
|  | A.     | VAC |              |                  | UL943 C22.2 No. 144  | UL498 C22.2 No. 42 | FSUL WC596 |
| <b>TRADEMASTER®/SPEC GRADE 15 AMP DUPLEX GFCI</b>                  |        |     |              |                  |                      |                    |            |
| 1595I  | 15     | 125 | Ivory        | 5-15R            | •                    | •                  | •          |
| 1595W  | 15     | 125 | White        | 5-15R            | •                    | •                  | •          |
| 1595   | 15     | 125 | Brown        | 5-15R            | •                    | •                  | •          |
| 1595GRY  | 15     | 125 | Gray         | 5-15R            | •                    | •                  | •          |
| 1595BK   | 15     | 125 | Black        | 5-15R            | •                    | •                  | •          |
| 1595RED  | 15     | 125 | Red          | 5-15R            | •                    | •                  | •          |
| 1595LA   | 15     | 125 | Light Almond | 5-15R            | •                    | •                  | •          |
| <b>TRADEMASTER®/SPEC GRADE 15 AMP DUPLEX GFCI WITH AUTO-GROUND</b> |        |     |              |                  |                      |                    |            |
| 1595SI   | 15     | 125 | Ivory        | 5-15R            | •                    | •                  | •          |
| 1595SW   | 15     | 125 | White        | 5-15R            | •                    | •                  | •          |
| 1595SLA  | 15     | 125 | Light Almond | 5-15R            | •                    | •                  | •          |
| <b>SPECIFICATION GRADE 20 AMP DUPLEX GFCI</b>                      |        |     |              |                  |                      |                    |            |
| 2095I  | 20     | 125 | Ivory        | 5-20R            | •                    | •                  | •          |
| 2095W  | 20     | 125 | White        | 5-20R            | •                    | •                  | •          |
| 2095   | 20     | 125 | Brown        | 5-20R            | •                    | •                  | •          |
| 2095GRY  | 20     | 125 | Gray         | 5-20R            | •                    | •                  | •          |
| 2095BK   | 20     | 125 | Black        | 5-20R            | •                    | •                  | •          |
| 2095RED  | 20     | 125 | Red          | 5-20R            | •                    | •                  | •          |
| 2095LA   | 20     | 125 | Light Almond | 5-20R            | •                    | •                  | •          |
| <b>SPECIFICATION GRADE 20 AMP DUPLEX GFCI WITH AUTO-GROUND</b>     |        |     |              |                  |                      |                    |            |
| 2095SI   | 20     | 125 | Ivory        | 5-20R            | •                    | •                  | •          |
| 2095SW   | 20     | 125 | White        | 5-20R            | •                    | •                  | •          |
| 2095SLA  | 20     | 125 | Light Almond | 5-20R            | •                    | •                  | •          |



NEMA 5-15R

NEMA 5-20R


# DEVICES & WALL PLATES

## Color Selection Chart

### Devices & Plastic Wall Plate Colors



Ivory    Light Almond    White    Green    Antique Brass    Dark Bronze    Nickel




Black    Blue    Brown    Gray    Orange    Red

See specific device and wall plate catalog charts for particular color availabilities.

### Metal Wall Plates


Metal Finish



Aluminum    Brass (Brushed)    Polished Brass    Stainless Steel    Brushed Bronze    Chrome

### Custom Metal Wall Plates Paint Finish Colors

Paint Color



Orange    Green    Gray    Yellow    Glossy Black    Brown    White



Primer    Red    Pink    Flat Black    Ivory    Light Almond    Blue

To order custom metal wall plates, see Pages P-40 - P-44.

**For additional colors consult factory.**

# STRAIGHT BLADE RECEPTACLES

## TradeMaster® & Specification Grade GFCI Receptacles 2 Pole, 3 Wire Grounding 15 & 20A, 125VAC



### Features

- SafeLock™ Protection: if critical components are damaged and ground fault protection is lost, power to receptacle is disconnected.
- Feed-thru wiring configuration allows GFCI to protect downstream receptacles.
- Prevents line-load reversal miswire: no power to the face or downstream receptacles if wired incorrectly.
- Exceeds UL943 voltage surge requirements; survives 100x the required UL 3kA/6kV voltage surge test cycles.
- FSUL Listed (Federal Specification WC596).
- Trip indicator light (red LED).
- Side or internal screw-pressure-plate back wire with #10 – #14 AWG solid or stranded copper wire.
- Two back wire holes per terminal.
- Ground screw has a back wire clamp for easy installation.
- 10 kA short circuit rating.
- Mounting screws are shipped captive in the device and wall plate for easier installation.
- High-impact-resistant thermoplastic construction.
- Extra-long strap.
- Button colors match the device face.
- Dual-direction test and reset buttons.
- Class A rated GFCI.
- Supplied with matching TP26 nylon wall plate.
- Tri-drive screws.
- GFCIs with Auto-Ground assure a positive ground to metal box.

### Specifications

- Supply Voltage: 125VAC, 60 Hz
- Supply Voltage Range: 102-132 VAC
- Trip Threshold: 5± 1mA
- Trip Time: 0.025 sec., nominal per UL Standard
- 20 Amp feed-thru capacity

| CATALOG NUMBER   | RATING |     | COLOR        | NEMA CONFIG. NO. | 3rd PARTY COMPLIANCE |                    |            |
|--|--------|-----|--------------|------------------|----------------------|--------------------|------------|
|  | A.     | VAC |              |                  | UL943 C22.2 No. 144  | UL498 C22.2 No. 42 | FSUL WC596 |
| <b>TRADEMASTER®/SPEC GRADE 15 AMP DUPLEX GFCI</b>                  |        |     |              |                  |                      |                    |            |
| 1595I  | 15     | 125 | Ivory        | 5-15R            | •                    | •                  | •          |
| 1595W  | 15     | 125 | White        | 5-15R            | •                    | •                  | •          |
| 1595   | 15     | 125 | Brown        | 5-15R            | •                    | •                  | •          |
| 1595GRY  | 15     | 125 | Gray         | 5-15R            | •                    | •                  | •          |
| 1595BK   | 15     | 125 | Black        | 5-15R            | •                    | •                  | •          |
| 1595RED  | 15     | 125 | Red          | 5-15R            | •                    | •                  | •          |
| 1595LA   | 15     | 125 | Light Almond | 5-15R            | •                    | •                  | •          |
| <b>TRADEMASTER®/SPEC GRADE 15 AMP DUPLEX GFCI WITH AUTO-GROUND</b> |        |     |              |                  |                      |                    |            |
| 1595SI   | 15     | 125 | Ivory        | 5-15R            | •                    | •                  | •          |
| 1595SW   | 15     | 125 | White        | 5-15R            | •                    | •                  | •          |
| 1595SLA  | 15     | 125 | Light Almond | 5-15R            | •                    | •                  | •          |
| <b>SPECIFICATION GRADE 20 AMP DUPLEX GFCI</b>                      |        |     |              |                  |                      |                    |            |
| 2095I  | 20     | 125 | Ivory        | 5-20R            | •                    | •                  | •          |
| 2095W  | 20     | 125 | White        | 5-20R            | •                    | •                  | •          |
| 2095   | 20     | 125 | Brown        | 5-20R            | •                    | •                  | •          |
| 2095GRY  | 20     | 125 | Gray         | 5-20R            | •                    | •                  | •          |
| 2095BK   | 20     | 125 | Black        | 5-20R            | •                    | •                  | •          |
| 2095RED  | 20     | 125 | Red          | 5-20R            | •                    | •                  | •          |
| 2095LA   | 20     | 125 | Light Almond | 5-20R            | •                    | •                  | •          |
| <b>SPECIFICATION GRADE 20 AMP DUPLEX GFCI WITH AUTO-GROUND</b>     |        |     |              |                  |                      |                    |            |
| 2095SI   | 20     | 125 | Ivory        | 5-20R            | •                    | •                  | •          |
| 2095SW   | 20     | 125 | White        | 5-20R            | •                    | •                  | •          |
| 2095SLA  | 20     | 125 | Light Almond | 5-20R            | •                    | •                  | •          |



NEMA 5-15R



NEMA 5-20R

# DEVICES & WALL PLATES

## Color Selection Chart

### Devices & Plastic Wall Plate Colors



Ivory    Light Almond    White    Green    Antique Brass    Dark Bronze    Nickel



Black    Blue    Brown    Gray    Orange    Red

See specific device and wall plate catalog charts for particular color availabilities.

### Metal Wall Plates

Metal Finish



Aluminum    Brass (Brushed)    Polished Brass    Stainless Steel    Brushed Bronze    Chrome

### Custom Metal Wall Plates Paint Finish Colors

Paint Color



Orange    Green    Gray    Yellow    Glossy Black    Brown    White



Primer    Red    Pink    Flat Black    Ivory    Light Almond    Blue

To order custom metal wall plates, see Pages P-40 – P-44.

**For additional colors consult factory.**