

# Metalux AP

## DESCRIPTION

Metalux AP series GR recessed lensed LED troffers offer a high quality luminaire designed with solid state lighting and electronic driver technology for optimal performance and energy efficiency. The GR is compatible with all of today's popular ceiling systems and is available with multiple lumen packages.

The GR series features efficiency, quality and performance. The series is an excellent choice for commercial office spaces, schools, hospitals or retail merchandising areas.

## SPECIFICATION FEATURES

### Construction

Rigid housing is die formed of code gauge prime cold rolled steel and features full length die-formed stiffeners and unibody endplate for added strength. Side flanges are hemmed. Innovative design provides superior lens brightness uniformity and visual comfort. Unibody endplates are securely attached with interlocking tabs and screws. Four auxiliary fixture end suspension points provided. Gridlock feature for safety and convenience.

### Controls

The GR is equipped standard with a 0-10V continuous dimming driver that works with any standard control/dimmer to 10%. Combine with energy-saving products like occupancy sensors, daylighting controls, and lighting relay panels to maximize energy savings.

### Electrical

Long-Life LED system coupled with electrical driver to deliver optimal performance. LED's available in 3500K and 4000K with a minimum of 80 CRI. Projected life at 70% lumen maintenance is nearly 200,000 hours with TM21 rating up to L90 >60,000 hours. Electronic drivers are cULus recognized and available for 120-277V. Standard dimming is 0-10V to 10%.

### Finish

Multistage, iron phosphate pretreatment ensures maximum bonding and rust inhibition.

### Hinging/Latching

Positive spring loaded steel latches with baked white enamel finish. Safety-lock T-hinges allow hinging and latching either side.

### Frame/Optical Shielding

Die formed, flat steel door with .095 #12 pattern acrylic prismatic lens offering the balance of rigidity and light stability.

### Compliance

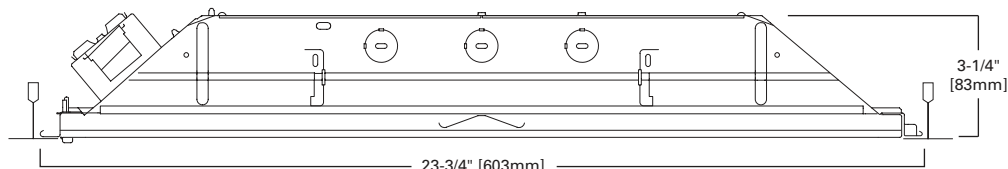
Modules are UL recognized components and indoor luminaires are cULus listed for 25°C ambient environments, RoHS compliant, and LED modules comply with IESNA LM-79 and LM-80 standards. DesignLights Consortium™ Qualified and classified for both DLC Standard and DLC Premium, refer to [www.designlights.org](http://www.designlights.org) for details.



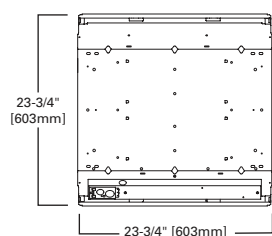
**22GR  
LED**

**2' X 2' LED TROFFER**

General Recessed LED Troffer  
For Use in Insulated Ceilings



## MOUNTING DATA



| Catalog Number | Product Description   |
|----------------|---|
| 22GR2435D      | 2 x 2, Lensed LED Troffer, 2400 lumen, 3500K, 0 to 10V dimmable |
| 22GR2440D      | 2 x 2, Lensed LED Troffer, 2400 lumen, 4000K, 0 to 10V dimmable |
| 22GR3235D      | 2 x 2, Lensed LED Troffer, 3200 lumen, 3500K, 0 to 10V dimmable |
| 22GR3240D      | 2 x 2, Lensed LED Troffer, 3200 lumen, 4000K, 0 to 10V dimmable |
| 22GR4335D      | 2 x 2, Lensed LED Troffer, 4300 lumen, 3500K, 0 to 10V dimmable |
| 22GR4340D      | 2 x 2, Lensed LED Troffer, 4300 lumen, 4000K, 0 to 10V dimmable |

## ACCESSORIES

EQ-CLIP-U=T-BAR Safety Earthquake Clips<sup>(1)</sup>  
DF-22-W=2' x 2' Drywall Frame Kit

NOTES: <sup>(1)</sup> An EQ Grid Clip is recommended for all 9/16" ceiling systems.

Specifications & dimensions subject to change without notice. Consult your Eaton Representative for availability and ordering information.

## WATTAGE

| Lumen Package | Watts |
|---------------|-------|
| 2400          | 20W   |
| 3200          | 28W   |
| 4300          | 40W   |

## SHIPPING DATA

| Catalog No. | Wt.     | Pallet |
|-------------|---------|--------|
| 2 x 2       | 10 lbs. | 56     |

# Metalux AP

## DESCRIPTION

Metalux AP series GR recessed lensed LED troffers offer a high quality luminaire designed with solid state lighting and electronic driver technology for optimal performance and energy efficiency. The GR is compatible with all of today's popular ceiling systems and is available with multiple lumen packages.

The GR series features efficiency, quality and performance. The series is an excellent choice for commercial office spaces, schools, hospitals or retail merchandising areas.

## SPECIFICATION FEATURES

### Construction

Rigid housing is die formed of code gauge prime cold rolled steel and features full length die-formed stiffeners and unibody endplate for added strength. Side flanges are hemmed. Innovative design provides superior lens brightness uniformity and visual comfort. Unibody endplates are securely attached with interlocking tabs and screws. Four auxiliary fixture end suspension points provided. Gridlock feature for safety and convenience.

### Controls

The GR is equipped standard with a 0-10V continuous dimming driver that works with any standard control/dimmer to 10%. Combine with energy-saving products like occupancy sensors, daylighting controls, and lighting relay panels to maximize energy savings.

### Electrical

Long-Life LED system coupled with electrical driver to deliver optimal performance. LED's available in 3500K and 4000K with a minimum of 80 CRI. Projected life at 70% lumen maintenance is nearly 200,000 hours with TM21 rating up to L90 >60,000 hours. Electronic drivers are cULus recognized and available for 120-277V. Standard dimming is 0-10V to 10%.

### Finish

Multistage, iron phosphate pretreatment ensures maximum bonding and rust inhibition.

### Hinging/Latching

Positive spring loaded steel latches with baked white enamel finish. Safety-lock T-hinges allow hinging and latching either side.

### Frame/Optical Shielding

Die formed, flat steel door with .095 #12 pattern acrylic prismatic lens offering the balance of rigidity and light stability.

### Compliance

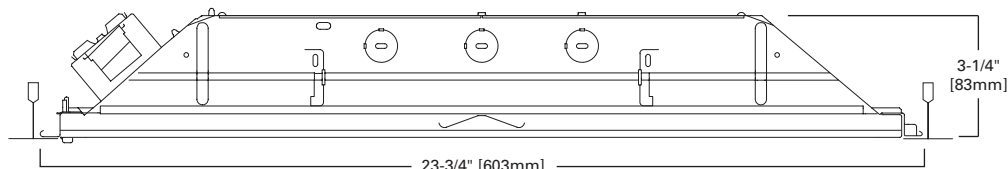
Modules are UL recognized components and indoor luminaires are cULus listed for 25°C ambient environments, RoHS compliant, and LED modules comply with IESNA LM-79 and LM-80 standards. DesignLights Consortium™ Qualified and classified for both DLC Standard and DLC Premium, refer to [www.designlights.org](http://www.designlights.org) for details.



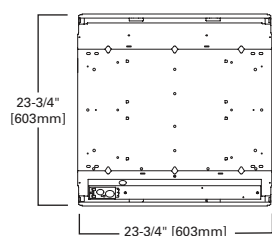
**22GR  
LED**

**2' X 2' LED TROFFER**

General Recessed LED Troffer  
For Use in Insulated Ceilings



## MOUNTING DATA



| Catalog Number | Product Description   |
|----------------|---|
| 22GR2435D      | 2 x 2, Lensed LED Troffer, 2400 lumen, 3500K, 0 to 10V dimmable |
| 22GR2440D      | 2 x 2, Lensed LED Troffer, 2400 lumen, 4000K, 0 to 10V dimmable |
| 22GR3235D      | 2 x 2, Lensed LED Troffer, 3200 lumen, 3500K, 0 to 10V dimmable |
| 22GR3240D      | 2 x 2, Lensed LED Troffer, 3200 lumen, 4000K, 0 to 10V dimmable |
| 22GR4335D      | 2 x 2, Lensed LED Troffer, 4300 lumen, 3500K, 0 to 10V dimmable |
| 22GR4340D      | 2 x 2, Lensed LED Troffer, 4300 lumen, 4000K, 0 to 10V dimmable |

## ACCESSORIES

EQ-CLIP-U=T-BAR Safety Earthquake Clips<sup>(1)</sup>  
DF-22-W=2' x 2' Drywall Frame Kit

NOTES: <sup>(1)</sup> An EQ Grid Clip is recommended for all 9/16" ceiling systems.

Specifications & dimensions subject to change without notice. Consult your Eaton Representative for availability and ordering information.

## WATTAGE

| Lumen Package | Watts |
|---------------|-------|
| 2400          | 20W   |
| 3200          | 28W   |
| 4300          | 40W   |

## SHIPPING DATA

| Catalog No. | Wt.     | Pallet |
|-------------|---------|--------|
| 2 x 2       | 10 lbs. | 56     |