

ZIP-IT®

Wallboard Anchor

The Zip-It anchor is a one-piece self drilling anchor designed for use in hollow gypsum wallboard for light to medium duty loads. It is available in both engineered nylon and Zamac alloy for use with No. 8 screws in 3/8" to 1" thick wallboard. The Zip-It Jr. is also available in engineered nylon and Zamac alloy for use with No. 6 screws in 3/8" to 5/8" wallboard.

FEATURES AND BENEFITS

- Ideal for mounting electrical fixtures, fastening drapery supports, installing phone systems, miscellaneous hardware, etc.
- Packaged and offered with and without screws

MATERIAL SPECIFICATIONS

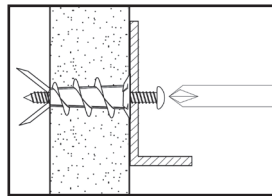
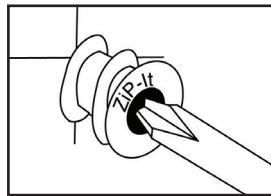
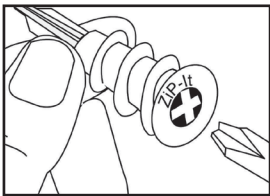
| Anchor Component | Component Material | |
|------------------|--------------------------|-------------------------|
| | Nylon Zip-It/ Zip-It Jr. | Zinc Zip-It/ Zip-It Jr. |
| Anchor Body | Nylon | Zamac Alloy |

INSTALLATION SPECIFICATIONS

| Dimensions | Zinc Zip-It | Nylon Zip-It | Zinc Zip-It Jr. | Nylon Zip-It Jr. |
|-----------------------------|-------------|--------------|-----------------|------------------|
| Collar (size) | 9/16 | 9/16 | 15/32 | 15/32 |
| Screw Size Range (No.) | 8,10 | 6,8 | 6,8 | 6,8 |
| Thread Length (in.) | 15/16 | 15/16 | 47/64 | 47/64 |
| Point Length (in.) | 0.3 | 3/4 | 0.3 | 37/64 |
| Anchor Length (in.) | 1-5/16 | 1-11/16 | 1" | 1-5/16 |
| Min. Screw Engagement (in.) | 3/4 | 3/4 | 3/4 | 3/4 |

* Recommended Size

INSTALLATION GUIDELINES



- 1.) Inset either No.2 or No.3 Phillips driver bit into the recess of the Zip-It anchor head. Use a manual screwdriver or a low rpm battery powered electric screw gun.
- 2.) Push the Zip-It anchor into the surface of the wallboard until the two cutting blades penetrate the surface. Using gentle forward pressure, rotate the Zip-It until the collar sets flush to the surface of the wall.
- 3.) Put the fixture in place, insert the screw and tighten until it feels secure. As the screw is threaded into the nylon versions, the point will expand resulting in increased load capacity in thicker wallboard.

Note: Pre-drill hole if difficulty is encountered during installation of the Zip-It. In very hard wallboard or double-board construction, use 1/4" diameter drill bit. In solid plaster wall use 7/16" diameter drill bit (HSS or Carbide). Job site tests are recommended when pre-drilling holes.


Note: When using an electric screw gun for application, set clutch and use slow speed (do not exceed approximately 300-400 rpm).

SECTION CONTENTS

- General Information
- Performance Data
- Ordering Information



Nylon Zip-It



Zinc Zip-It

ANCHOR MATERIALS

- Engineered Nylon or Zamac Alloy

ANCHOR SIZE RANGE (TYP.)

- Use with No. 6, No. 8, or No. 10 screws

SUITABLE BASE MATERIALS

- Wallboard

PERFORMANCE DATA
Ultimate Load Capacities for Zip-It in Wallboard¹

| Anchor | 3/8" Wallboard | | 1/2" Wallboard | | 5/8" Wallboard | | 3/4" Wallboard | |
|------------|-------------------|-----------------|-------------------|-----------------|-------------------|-----------------|-------------------|-----------------|
| | Tension lbs. (kN) | Shear lbs. (kN) | Tension lbs. (kN) | Shear lbs. (kN) | Tension lbs. (kN) | Shear lbs. (kN) | Tension lbs. (kN) | Shear lbs. (kN) |
| Zip-It | 50 (0.2) | 60 (0.3) | 65 (0.3) | 70 (0.3) | 80 (0.4) | 100 (0.5) | 85 (0.4) | 100 (0.5) |
| Zip-It Jr. | 45 (0.2) | 50 (0.2) | 55 (0.2) | 55 (0.2) | 70 (0.3) | 70 (0.3) | 75 (0.3) | 80 (0.4) |

1. The values listed above are ultimate load capacities which should be reduced by a minimum safety factor of 4.0 or greater to determine the allowable working load.

Allowable Load Capacities for Zip-It in Wallboard¹

| Anchor | 3/8" Wallboard | | 1/2" Wallboard | | 5/8" Wallboard | | 3/4" Wallboard | |
|------------|-------------------|-----------------|-------------------|-----------------|-------------------|-----------------|-------------------|-----------------|
| | Tension lbs. (kN) | Shear lbs. (kN) | Tension lbs. (kN) | Shear lbs. (kN) | Tension lbs. (kN) | Shear lbs. (kN) | Tension lbs. (kN) | Shear lbs. (kN) |
| Zip-It | 15 (0.1) | 15 (0.1) | 15 (0.1) | 20 (0.1) | 20 (0.1) | 25 (0.1) | 20 (0.1) | 25 (0.1) |
| Zip-It Jr. | 10 (0.0) | 15 (0.1) | 15 (0.1) | 15 (0.1) | 20 (0.1) | 20 (0.1) | 20 (0.1) | 20 (0.1) |


1. Allowable load capacities listed are calculated using an applied safety factor of 4.0.

ORDERING INFORMATION
Nylon Zip-It


| Peco Part No. | Bar Code | Description | Package Type | Package Quantity | WGT/100 |
|---------------|----------|------------------|--------------|------------------|---------|
| 2345J | 96410 | Anchor only | Jar | 100 | 0.5 |
| 2368J | 96494 | Anchor w/ screws | Jar | 50/50 | 0.7 |
| 2368 | 26050 | Anchor w/ screws | Kit Box | 50/50 | 0.7 |


Zinc Zip-It

| Peco Part No. | Bar Code | Description | Package Type | Package Quantity | WGT/100 |
|---------------|----------|------------------|--------------|------------------|---------|
| 2346J | 96412 | Anchor only | Jar | 100 | 2 |
| 2369J | 96496 | Anchor w/ screws | Jar | 50/50 | 1.35 |
| 2369 | 26052 | Anchor w/ screws | Kit Box | 1 | 1.35 |


Nylon Zip-It Jr.

| Peco Part No. | Bar Code | Description | Package Type | Package Quantity | WGT/100 |
|---------------|----------|------------------|--------------|------------------|---------|
| 2350J | 96414 | Anchor only | Jar | 100 | 0.25 |
| 2361J | 24015 | Anchor w/ screws | Jar | 100/100 | 0.65 |
| 2367J | 96498 | Anchor w/ screws | Jar | 50/50 | 0.37 |


Zinc Zip-It Jr.

| Peco Part No. | Bar Code | Description | Package Type | Package Quantity | WGT/100 |
|---------------|----------|------------------|--------------|------------------|---------|
| 2351J | 96415 | Anchor only | Jar | 100 | 1 |
| 2364J | 24017 | Anchor w/ screws | Jar | 100/100 | 1.35 |
| 2366J | 96499 | Anchor w/ screws | Jar | 50/50 | 0.91 |

