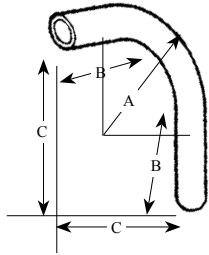


CAT#	A	B
21	4.000	2.875
22	4.500	2.875
23	5.750	3.00
24	7.250	3.25
25	8.250	3.625
26	9.500	4.1875
27	10.500	5.25
28	13.000	5.8125
29	15.000	6.75
30	16.000	6.9375

A=MIN. UL RADIUS
B=STRAIGHT LEG EACH END



CAT#	A	B	C
81	4.000	2.875	6.343
82	4.500	2.875	6.781
83	5.750	3.00	8.901
84	7.250	3.25	10.25
85	8.250	3.625	11.937
86	9.500	4.1875	14.031
87	10.500	5.25	16.00
88	13.000	5.8125	18.947
89	15.000	6.75	22.218
89A	16.000	6.9375	23.437



EMT 45° ELBOW

GALVANIZED STEEL

TOPAZ CAT #	UPC#	SIZE	UNIT CTN	SHIP CASE	WT/ CASE
21	33400	1/2"	—	50	11
22	33410	3/4"	—	50	19
23	33420	1"	—	35	25
24	33430	1 1/4"	—	30	30
25	33440	1 1/2"	—	15	44
26	33450	2"	—	15	31
27	33460	2 1/2"	—	1	5
28	33470	3"	—	1	7
29	33480	3 1/2"	—	1	9
30	33490	4"	—	1	12



E197604

EMT 90° ELBOW

GALVANIZED STEEL

TOPAZ CAT #	UPC#	SIZE	UNIT CTN	SHIP CASE	WT/ CASE
81	30420	1/2"	—	50	14
82	30430	3/4"	—	50	23
83	30440	1"	—	20	16
84	30450	1 1/4"	—	20	30
85	30460	1 1/2"	—	10	20
86	30470	2"	—	10	30
87	30480	2 1/2"	—	1	6
88	30490	3"	—	1	9
89	30500	3 1/2"	—	1	11
89A	30510	4"	—	1	15



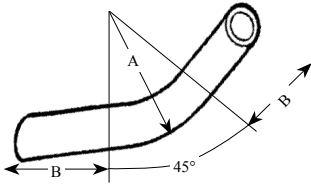
E197604

EMT SPECIAL RADIUS ELBOW

GALVANIZED STEEL

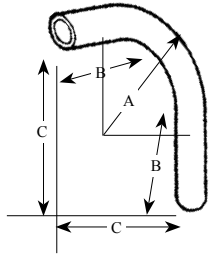
TOPAZ CAT #	UPC#	SIZE	DEGREES	UNIT CTN	SHIP CASE	WT/ CASE
2624	86273	2	45	24	1	7
2636	86274	2	45	36	1	9
8624	85544	2	90	24	1	14
8636	81734	2	90	36	1	22
8836	30494	3	90	36	1	45
8848	86275	3	90	48	1	57
8924	85367	3-1/2	90	24	1	42
8936	86276	3-1/2	90	36	1	54
8948	86277	3-1/2	90	48	1	69
3036	81735	4	45	36	1	24
3042	86278	4	45	42	1	28
3048	86279	4	45	48	1	31
89A36	86280	4	90	36	1	64
89A42	85296	4	90	42	1	73
89A48	81983	4	90	48	1	81





CAT#	A	B
21	4.000	2.875
22	4.500	2.875
23	5.750	3.00
24	7.250	3.25
25	8.250	3.625
26	9.500	4.1875
27	10.500	5.25
28	13.000	5.8125
29	15.000	6.75
30	16.000	6.9375

A=MIN. UL RADIUS
B=STRAIGHT LEG EACH END



CAT#	A	B	C
81	4.000	2.875	6.343
82	4.500	2.875	6.781
83	5.750	3.00	8.901
84	7.250	3.25	10.25
85	8.250	3.625	11.937
86	9.500	4.1875	14.031
87	10.500	5.25	16.00
88	13.000	5.8125	18.947
89	15.000	6.75	22.218
89A	16.000	6.9375	23.437



EMT 45° ELBOW

GALVANIZED STEEL

TOPAZ CAT #	UPC#	SIZE	UNIT CTN	SHIP CASE	WT/ CASE
21	33400	1/2"	—	50	11
22	33410	3/4"	—	50	19
23	33420	1"	—	35	25
24	33430	1 1/4"	—	30	30
25	33440	1 1/2"	—	15	44
26	33450	2"	—	15	31
27	33460	2 1/2"	—	1	5
28	33470	3"	—	1	7
29	33480	3 1/2"	—	1	9
30	33490	4"	—	1	12



E197604

EMT 90° ELBOW

GALVANIZED STEEL

TOPAZ CAT #	UPC#	SIZE	UNIT CTN	SHIP CASE	WT/ CASE
81	30420	1/2"	—	50	14
82	30430	3/4"	—	50	23
83	30440	1"	—	20	16
84	30450	1 1/4"	—	20	30
85	30460	1 1/2"	—	10	20
86	30470	2"	—	10	30
87	30480	2 1/2"	—	1	6
88	30490	3"	—	1	9
89	30500	3 1/2"	—	1	11
89A	30510	4"	—	1	15



E197604

EMT SPECIAL RADIUS ELBOW

GALVANIZED STEEL

TOPAZ CAT #	UPC#	SIZE	DEGREES	UNIT CTN	SHIP CASE	WT/ CASE
2624	86273	2	45	24	1	7
2636	86274	2	45	36	1	9
8624	85544	2	90	24	1	14
8636	81734	2	90	36	1	22
8836	30494	3	90	36	1	45
8848	86275	3	90	48	1	57
8924	85367	3-1/2	90	24	1	42
8936	86276	3-1/2	90	36	1	54
8948	86277	3-1/2	90	48	1	69
3036	81735	4	45	36	1	24
3042	86278	4	45	42	1	28
3048	86279	4	45	48	1	31
89A36	86280	4	90	36	1	64
89A42	85296	4	90	42	1	73
89A48	81983	4	90	48	1	81

