

Designed for an array of interior applications, **SkyTrim™** is a luminous decorative accent that can be mounted directly on the light guide of a SkyRidge™ fixture. A co-extruded high-grade optical acrylic strip, less than 0.5" deep, the SkyTrim provides a simple means of applying color to an existing or new fixture. It is ideal for spaces where color is necessary to provide visual cues, emphasize brand identity, directional awareness or simply as an artistic expression. The result is a unique and easy accessory for addressing a wealth of application needs with seven color choices and hundreds more with custom color options.

## Features and Benefits

- Flexible use of color for identification, awareness or artistic purpose in space
- Seven standard color choices with custom color options
  - Tahitian Blue
  - Primary Green
  - Storaro Orange
  - Pearl
  - Belladonna Rose
  - Medium Red
  - Straw
- Offered in both 2' and 4' lengths
- Factory or field installable
- Simple installation; no hardware or tools required
- High-grade optical acrylic
- Minimal 0.45" depth

## Suggested Applications

- Healthcare: wayfinding, paths of egress
- Education: school colors, space identification, pathways
- Sport Venues: team colors, zone/activity identification
- Retail: highlight merchandise, traffic influencer, customer checkout/service area identification
- Corporate Facilities: department identifiers, campus coding, branding, awareness
- Hospitality / Event: color coordination by activity, customer colors or holidays

# Ordering Information (with fixture)

Sample Number: 22SR-LD2-29-C-UNV-L835-CD1-SVPD1-U

Rating	Series	Air	Lamp Type	LED Lumens Output				Reflector
[Blank]=Standard ATW-SW4=Chicago Rated <sup>7</sup>	22SR=2' x 2' SkyRidge 24SR=2' x 4' SkyRidge 14SR=1' x 4' SkyRidge 12SR=1' x 2' SkyRidge	[Blank]=Standard A=Air Vented <sup>6, 15</sup>	LD2=LED 2.0	2' x 2' Stock 20=2000 Lumens 29=2900 Lumens MTO <sup>2</sup> 25=2500 Lumens	2' x 4' Stock 39=3900 Lumens 48=4800 Lumens MTO <sup>2</sup> 29=2900 Lumens 34=3400 Lumens 45=4500 Lumens 53=5300 Lumens 59=5900 Lumens 64=6400 Lumens	1' x 4' MTO <sup>2</sup> 15=1500 Lumens 20=2000 Lumens 25=2500 Lumens 30=3000 Lumens 35=3500 Lumens 40=4000 Lumens 45=4500 Lumens	1' x 2' MTO <sup>2</sup> 9=900 Lumens 12=1200 Lumens 16=1600 Lumens 20=2000 Lumens	C=Curved (Standard) S=Straight
Optics	Voltage <sup>3</sup>	Options		CCT	Options	Driver Type <sup>5</sup>	Number of Drivers	
[Blank]=Standard	347V=347 Volt UNV=Universal Voltage 120-277	<b>Emergency</b> EL7W=7-watt, 120V-277V emergency battery pack installed <sup>17</sup> EL14W=14-watt 120V-277V emergency battery pack installed <sup>17</sup> GTD2=Bodine Generator Transfer Device <sup>19</sup> ETS2=OTA Emergency Transfer Switch <sup>19</sup>		<b>CCT</b> L830=3000K L835=3500K L840=4000K L850=5000K	<b>Flex<sup>4</sup></b> Flex=Multiple Configurations Available	<b>CD</b> =0-10V Dimming Driver (Standard) <b>SD</b> =Step-Dim Driver <sup>1, 14</sup> <b>HCD</b> =0-10V Dimming Driver (1% - 100% Dimming) <sup>18</sup> <b>5LTD</b> =Fifth Light DALI Driver (10% - 100% Dimming) <sup>5, 13</sup> <b>5LTHD</b> =Fifth Light DALI Driver (1% - 100% Dimming) <sup>5, 12</sup>	1=1 Driver 2=2 Drivers	
Product Family	Control Type	Occupancy Technology	Sensing Technology	Coverage Pattern				
S=Integrated Sensor	B=Sensor Mounting, No Sensor V=Analog (0-10V) Output for Local Control <sup>16</sup>	P=Passive Infrared	D=Dimming Daylight Harvesting (Closed Loop)	1=~144 Square Feet				
SkyTrim <sup>10</sup>	Control Type	Options	Accessories (Order Separately)					
TB=Tahitian Blue PG=Primary Green SO=Storaro Orange PL=Pearl	BR=Belladonna Rose MR=Medium Red ST=Straw CC=Custom <sup>11</sup>	U=Unit Pack PALC=Job Pack, in Carton	<b>T3A END E.Q. BRACKET PARTS BAG=</b> (Standard with Fixture) DF10P-C.=Decorator Dimmer, 0-10V SF10P-.=Decorator Slide Dimmer, 0-10V ISHH-01=Programming Remote for Integrated Sensor ISHH-02=Personal Control Remote for Integrated Sensor					

**NOTES:** 1. 1' x 2' is not available with Step-dim or Fifth Light drivers. 2. Made-to-order (MTO) requires four week lead time. 3. Products also available in non-US voltage and frequencies for international markets. 4. Flex does not include dimming leads. Control leads provided by others. 5. For a complete listing of Fifth Light products, visit [www.eaton.com/lightingsystems](http://www.eaton.com/lightingsystems). 6. Air version is vented but does not meet air handling requirements. Air version is non-IC. Air version is not available with integrated sensor. 7. Chicago rated version does not allow for row mounting. 8. Must be used in conjunction with a DALI control system. For complete DALI solutions by Fifth Light, visit [www.coopercontrol.com](http://www.coopercontrol.com). 9. Fixtures using factory installed SkyTrim option do not meet DLC qualifications. 10. Custom colors must list Roscolux numeric color specification code. 11. Custom colors must list Roscolux numeric color specification code. 12. 5LTHD option uses two drivers at 6400 lumens. 13. 5LTD option is not available in 1' x 4': 1500, 2000, 2500, 3000 and 3500 lumen packages. 14. 2' x 2': 2900 and 3400, 1' x 4': 1500, 2000, 2500, 3000 and 3500 lumen packages are not available with Step-dim driver. 15. Air vented version not available with 1' x 4' and 1' x 2'. 16. Integral sensor works only with "CD" driver and is factory wired to the driver for stand-alone control. 17. With integral test switch/indicator/laser test. For approximate delivered lumens multiply the lumens per watt of the desired fixture by the wattage of the emergency battery pack (100 lm/W x 7=700 lumens). IES-format photometry for luminaire under emergency operation available. 18. HCD driver option is not available with 1' x 4': 1500 lumen package. 19. Used to transfer fixture to secondary power source for life-safety operation. When used with a dimming fixture, two devices are required to ensure control is disabled while operating under emergency power.

Specifications & dimensions subject to change without notice. Consult your Eaton Representative for availability and ordering information.

## Field Installed Ordering Information


Color Choice	2' Kit Catalog Number	4' Kit Catalog Number	Kit Quantity
Tahitian Blue	STK-2-TB-10PK	STK-4-TB-10PK	10
Primary Green	STK-2-PG-10PK	STK-4-PG-10PK	10
Storaro Orange	STK-2-SO-10PK	STK-4-SO-10PK	10
Pearl	STK-2-PL-10PK	STK-4-PL-10PK	10
Belladonna Rose	STK-2-BR-10PK	STK-4-BR-10PK	10
Medium Red	STK-2-MR-10PK	STK-4-MR-10PK	10
Straw	STK-2-ST-10PK	STK-4-ST-10PK	10
Custom Color	STK-2-CC-*-10PK	STK-4-CC-*-10PK	10

\* Custom color requires Roscolux numeric specification color code.

**NOTE:** Chosen color will be matched on acrylic but will appear lighter once applied to lit light guide.

Custom Color Specification

Add Custom Color number to order code



**CC** - Roscolux Numeric Color Specification

Color Reference: CC = Custom

Up to a four-digit number - must be obtained from Rosco.



**Our Lighting  
Product Lines**

Halo  
Halo Commercial  
Portfolio  
Iris  
RSA  
Metalux  
Corelite  
Neo-Ray  
Fail-Safe  
MWS  
Ametrix  
Shaper  
io  
Lumark  
McGraw-Edison  
Invue  
Lumière  
Streetworks  
AtLite  
Sure-Lites

**Our Controls  
Product Lines**

Greengate  
iLumin  
Zero 88  
Fifth Light Technology  
iLight (International Only)

**Eaton**  
1121 Highway 74 South  
Peachtree City, GA 30269  
P: 770-486-4800  
[www.eaton.com/lighting](http://www.eaton.com/lighting)

**Canada Sales**  
5925 McLaughlin Road  
Mississauga, Ontario L5R 1B8  
P: 905-501-3000  
F: 905-501-3172


© 2016 Eaton  
All Rights Reserved  
Printed in USA  
Publication No. ADF141479  
February 12, 2016

Eaton is a registered trademark.

All other trademarks are property  
of their respective owners.

Product availability, specifications,  
and compliances are subject to  
change without notice.





Designed for an array of interior applications, **SkyTrim™** is a luminous decorative accent that can be mounted directly on the light guide of a SkyRidge™ fixture. A co-extruded high-grade optical acrylic strip, less than 0.5" deep, the SkyTrim provides a simple means of applying color to an existing or new fixture. It is ideal for spaces where color is necessary to provide visual cues, emphasize brand identity, directional awareness or simply as an artistic expression. The result is a unique and easy accessory for addressing a wealth of application needs with seven color choices and hundreds more with custom color options.

## Features and Benefits

- Flexible use of color for identification, awareness or artistic purpose in space
- Seven standard color choices with custom color options
  - Tahitian Blue
  - Primary Green
  - Storaro Orange
  - Pearl
  - Belladonna Rose
  - Medium Red
  - Straw
- Offered in both 2' and 4' lengths
- Factory or field installable
- Simple installation; no hardware or tools required
- High-grade optical acrylic
- Minimal 0.45" depth

## Suggested Applications

- Healthcare: wayfinding, paths of egress
- Education: school colors, space identification, pathways
- Sport Venues: team colors, zone/activity identification
- Retail: highlight merchandise, traffic influencer, customer checkout/service area identification
- Corporate Facilities: department identifiers, campus coding, branding, awareness
- Hospitality / Event: color coordination by activity, customer colors or holidays

# Ordering Information (with fixture)

Sample Number: 22SR-LD2-29-C-UNV-L835-CD1-SVPD1-U

Rating	Series	Air	Lamp Type	LED Lumens Output				Reflector
[Blank]=Standard ATW-SW4=Chicago Rated <sup>7</sup>	22SR=2' x 2' SkyRidge 24SR=2' x 4' SkyRidge 14SR=1' x 4' SkyRidge 12SR=1' x 2' SkyRidge	[Blank]=Standard A=Air Vented <sup>6, 15</sup>	LD2=LED 2.0	2' x 2' Stock 20=2000 Lumens 29=2900 Lumens MTO <sup>2</sup> 25=2500 Lumens	2' x 4' Stock 39=3900 Lumens 48=4800 Lumens MTO <sup>2</sup> 29=2900 Lumens 34=3400 Lumens 45=4500 Lumens 53=5300 Lumens 59=5900 Lumens 64=6400 Lumens	1' x 4' MTO <sup>2</sup> 15=1500 Lumens 20=2000 Lumens 25=2500 Lumens 30=3000 Lumens 35=3500 Lumens 40=4000 Lumens 45=4500 Lumens	1' x 2' MTO <sup>2</sup> 9=900 Lumens 12=1200 Lumens 16=1600 Lumens 20=2000 Lumens	C=Curved (Standard) S=Straight
Optics	Voltage <sup>3</sup>	Options		CCT	Options	Driver Type <sup>5</sup>	Number of Drivers	
[Blank]=Standard	347V=347 Volt UNV=Universal Voltage 120-277	<b>Emergency</b> EL7W=7-watt, 120V-277V emergency battery pack installed <sup>17</sup> EL14W=14-watt 120V-277V emergency battery pack installed <sup>17</sup> GTD2=Bodine Generator Transfer Device <sup>19</sup> ETS2=OTA Emergency Transfer Switch <sup>19</sup>		<b>CCT</b> L830=3000K L835=3500K L840=4000K L850=5000K	<b>Flex<sup>4</sup></b> Flex=Multiple Configurations Available	<b>CD</b> =0-10V Dimming Driver (Standard) <b>SD</b> =Step-Dim Driver <sup>1, 14</sup> <b>HCD</b> =0-10V Dimming Driver (1% - 100% Dimming) <sup>18</sup> <b>5LTD</b> =Fifth Light DALI Driver (10% - 100% Dimming) <sup>5, 13</sup> <b>5LTHD</b> =Fifth Light DALI Driver (1% - 100% Dimming) <sup>5, 12</sup>	1=1 Driver 2=2 Drivers	
Product Family	Control Type	Occupancy Technology		Sensing Technology		Coverage Pattern		
S=Integrated Sensor	B=Sensor Mounting, No Sensor V=Analog (0-10V) Output for Local Control <sup>16</sup>	P=Passive Infrared		D=Dimming Daylight Harvesting (Closed Loop)		1=~144 Square Feet		
SkyTrim <sup>10</sup>		Packaging	Accessories (Order Separately)					
TB=Tahitian Blue PG=Primary Green SO=Storaro Orange PL=Pearl	BR=Belladonna Rose MR=Medium Red ST=Straw CC=Custom <sup>11</sup>	U=Unit Pack PALC=Job Pack, in Carton	<b>T3A END E.Q. BRACKET PARTS BAG=</b> (Standard with Fixture) DF10P-C.=Decorator Dimmer, 0-10V SF10P-.=Decorator Slide Dimmer, 0-10V ISHH-01=Programming Remote for Integrated Sensor ISHH-02=Personal Control Remote for Integrated Sensor		DF-14-W=1' x 4' Drywall Frame Kit DF-22-W=2' x 2' Drywall Frame Kit DF-24-W=2' x 4' Drywall Frame Kit SK-22-WT=2' x 2' Surface Mount Kit, Tall SK-24-WT=2' x 4' Surface Mount Kit, Tall			

**NOTES:** 1. 1' x 2' is not available with Step-dim or Fifth Light drivers. 2. Made-to-order (MTO) requires four week lead time. 3. Products also available in non-US voltage and frequencies for international markets. 4. Flex does not include dimming leads. Control leads provided by others. 5. For a complete listing of Fifth Light products, visit [www.eaton.com/lightingsystems](http://www.eaton.com/lightingsystems). 6. Air version is vented but does not meet air handling requirements. Air version is non-IC. Air version is not available with integrated sensor. 7. Chicago rated version does not allow for row mounting. 8. Must be used in conjunction with a DALI control system. For complete DALI solutions by Fifth Light, visit [www.coopercontrol.com](http://www.coopercontrol.com). 9. Fixtures using factory installed SkyTrim option do not meet DLC qualifications. 10. Custom colors must list Roscolux numeric color specification code. 11. Custom colors must list Roscolux numeric color specification code. 12. 5LTHD option uses two drivers at 6400 lumens. 13. 5LTD option is not available in 1' x 4': 1500, 2000, 2500, 3000 and 3500 lumen packages. 14. 2' x 2': 2900 and 3400, 1' x 4': 1500, 2000, 2500, 3000 and 3500 lumen packages are not available with Step-dim driver. 15. Air vented version not available with 1' x 4' and 1' x 2'. 16. Integral sensor works only with "CD" driver and is factory wired to the driver for stand-alone control. 17. With integral test switch/indicator/laser test. For approximate delivered lumens multiply the lumens per watt of the desired fixture by the wattage of the emergency battery pack (100 lm/W x 7=700 lumens). IES-format photometry for luminaire under emergency operation available. 18. HCD driver option is not available with 1' x 4': 1500 lumen package. 19. Used to transfer fixture to secondary power source for life-safety operation. When used with a dimming fixture, two devices are required to ensure control is disabled while operating under emergency power.

Specifications & dimensions subject to change without notice. Consult your Eaton Representative for availability and ordering information.

## Field Installed Ordering Information


Color Choice	2' Kit Catalog Number	4' Kit Catalog Number	Kit Quantity
Tahitian Blue	STK-2-TB-10PK	STK-4-TB-10PK	10
Primary Green	STK-2-PG-10PK	STK-4-PG-10PK	10
Storaro Orange	STK-2-SO-10PK	STK-4-SO-10PK	10
Pearl	STK-2-PL-10PK	STK-4-PL-10PK	10
Belladonna Rose	STK-2-BR-10PK	STK-4-BR-10PK	10
Medium Red	STK-2-MR-10PK	STK-4-MR-10PK	10
Straw	STK-2-ST-10PK	STK-4-ST-10PK	10
Custom Color	STK-2-CC-*-10PK	STK-4-CC-*-10PK	10

\* Custom color requires Roscolux numeric specification color code.

**NOTE:** Chosen color will be matched on acrylic but will appear lighter once applied to lit light guide.

Custom Color Specification

**Add Custom Color number to order code**



**CC** -

**Color Reference**      **Roscolux Numeric Color Specification**

CC = Custom      Up to a four-digit number – must be obtained from Rosco.



Customer Service

Technical Support

**Our Lighting  
Product Lines**

Halo  
Halo Commercial  
Portfolio  
Iris  
RSA  
Metalux  
Corelite  
Neo-Ray  
Fail-Safe  
MWS  
Ametrix  
Shaper  
io  
Lumark  
McGraw-Edison  
Invue  
Lumière  
Streetworks  
AtLite  
Sure-Lites

**Our Controls  
Product Lines**

Greengate  
iLumin  
Zero 88  
Fifth Light Technology  
iLight (International Only)

**Eaton**  
1121 Highway 74 South  
Peachtree City, GA 30269  
P: 770-486-4800  
[www.eaton.com/lighting](http://www.eaton.com/lighting)

**Canada Sales**  
5925 McLaughlin Road  
Mississauga, Ontario L5R 1B8  
P: 905-501-3000  
F: 905-501-3172

© 2016 Eaton  
All Rights Reserved  
Printed in USA  
Publication No. ADF141479  
February 12, 2016

Eaton is a registered trademark.

All other trademarks are property  
of their respective owners.

Product availability, specifications,  
and compliances are subject to  
change without notice.