



289 Series (Mogul Base) SpringLamp® Specification

Compact Fluorescent	NPF – 10,000 Hours
----------------------------	---------------------------

Applications:

Perfect for most applications: Use where a standard incandescent is used.

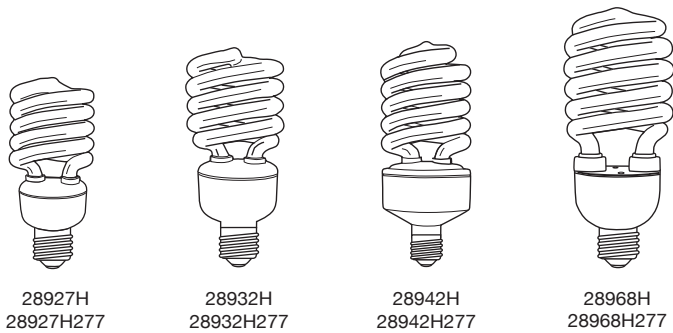
- + High Bays
- + Low Bays
- + Open Fixtures
- + Parking Lots
- + Warehouses

Special Application Options: (Ordering Suffix)

- 3000°K (30K), 3500°K (35K), 4100°K (41K), 5000°K (50K), 6500°K (65K)
- Long Neck 1.65" (165), 1.75" (175), 2.25" (225)
- Shatter Resistant (68 watt can NOT be shatter resistant)

Features and Benefits:

- Long life CFL, 10,000 hour average rated life.
- NEW Amalgam technology- provides cooler operating temperatures for consistent performance in any position.
- No lead glass – Better lumen maintenance over life of bulb.
- 2700°K color temperature closest to incandescent light.
- Medium / mogul base available.
- Replace less often, ideal for hard to reach places.
- Quickstart technology – fast run up time




28927H
28927H277

28932H
28932H277

28942H
28942H277

28968H
28968H277



Specifications: (at full brightness)

End of Life Protection	Yes
Ballast Type	Electronic
Starting Method	Modified Rapid Start
Input Line Voltage	120 or 277V
Input Line Frequency	50/60HZ
Color Temperature	2700°K
Color Rendering Index	82
Minimum Starting Temperature	-20°F, -29°C
Maximum Operating Temperature	160°F, 71°C
U.L. / C.U.L. Listed	Yes
FCC Compliance	Part 18, Subpart C
Lamp Operating Frequency	45 KHZ
Lamp Current Crest Factor	<1.60
Total Harmonic Distortion	<150%
Power Factor Rated	>.50

Special Application Notes:

Up to 23 watt is UL approved for totally enclosed fixtures.

Use a 27w and 32w in an open recessed can

Do not use a 27w and 32w in an enclosed recessed can. Use voids the warranty.

Do not use a 42w and 68w in an enclosed or open recessed can or any type of enclosed fixture. Use voids the warranty.

Warranties and Certifications:	Item #	Wattage	Incandescent Wattage Comparison	Initial Lumens	Input Line Current	M.O.L (inches)	Diameter (inches)	Lamp Life (hours)
15 MONTH WARRANTY	28927H	27	100	1850	.45A	6.2	2.8	13X
	28927H277	27	100	1850	.19A	6.2	2.8	13X
	28927277	27	100	1850	.19A	6.0	2.8	13X
	28932H	32	120	2200	.53A	6.6	2.8	13X
	28932H277	32	120	2200	.23A	6.6	2.8	13X
	28932277	32	120	2200	.23A	6.0	2.8	13X
	28942H	42	150	2800	.70A	7.0	2.8	13X
	28942H277	42	150	2800	.30A	7.0	2.8	13X
	28942277	42	150	2800	.30A	7.0	2.8	13X
	28968H	68	300	4200	1.13A	9.8	4.1	13X
	28968H277	68	300	4200	.49A	9.8	4.1	13X
	28968277	68	300	4200	.49A	9.5	4.1	13X





289 Series (Mogul Base) SpringLamp® Specification

Compact Fluorescent	NPF – 10,000 Hours
----------------------------	---------------------------

Applications:

Perfect for most applications: Use where a standard incandescent is used.

- + High Bays
- + Low Bays
- + Open Fixtures
- + Parking Lots
- + Warehouses

Special Application Options: (Ordering Suffix)

- 3000°K (30K), 3500°K (35K), 4100°K (41K), 5000°K (50K), 6500°K (65K)
- Long Neck 1.65" (165), 1.75" (175), 2.25" (225)
- Shatter Resistant (68 watt can NOT be shatter resistant)

Features and Benefits:

- Long life CFL, 10,000 hour average rated life.
- NEW Amalgam technology- provides cooler operating temperatures for consistent performance in any position.
- No lead glass – Better lumen maintenance over life of bulb.
- 2700°K color temperature closest to incandescent light.
- Medium / mogul base available.
- Replace less often, ideal for hard to reach places.
- Quickstart technology – fast run up time



28927H
28927H277




28932H
28932H277



28942H
28942H277



28968H
28968H277



Specifications: (at full brightness)

End of Life Protection	Yes
Ballast Type	Electronic
Starting Method	Modified Rapid Start
Input Line Voltage	120 or 277V
Input Line Frequency	50/60HZ
Color Temperature	2700°K
Color Rendering Index	82
Minimum Starting Temperature	-20°F, -29°C
Maximum Operating Temperature	160°F, 71°C
U.L. / C.U.L. Listed	Yes
FCC Compliance	Part 18, Subpart C
Lamp Operating Frequency	45 KHZ
Lamp Current Crest Factor	<1.60
Total Harmonic Distortion	<150%
Power Factor Rated	>.50

Special Application Notes:

Up to 23 watt is UL approved for totally enclosed fixtures.

Use a 27w and 32w in an open recessed can

Do not use a 27w and 32w in an enclosed recessed can. Use voids the warranty.

Do not use a 42w and 68w in an enclosed or open recessed can or any type of enclosed fixture. Use voids the warranty.

Warranties and Certifications:	Item #	Wattage	Incandescent Wattage Comparison	Initial Lumens	Input Line Current	M.O.L (inches)	Diameter (inches)	Lamp Life (hours)
	28927H	27	100	1850	.45A	6.2	2.8	13X
	28927H277	27	100	1850	.19A	6.2	2.8	13X
	28927277	27	100	1850	.19A	6.0	2.8	13X
	28932H	32	120	2200	.53A	6.6	2.8	13X
	28932H277	32	120	2200	.23A	6.6	2.8	13X
	28932277	32	120	2200	.23A	6.0	2.8	13X
	28942H	42	150	2800	.70A	7.0	2.8	13X
	28942H277	42	150	2800	.30A	7.0	2.8	13X
	28942277	42	150	2800	.30A	7.0	2.8	13X
	28968H	68	300	4200	1.13A	9.8	4.1	13X
	28968H277	68	300	4200	.49A	9.8	4.1	13X
	28968277	68	300	4200	.49A	9.5	4.1	13X

