



## Elbows, sweeps and accessories

### P&C duct adapters


#### Male adapter

|   | Cat. No. | Size (in.) | Std. Ctn. |
|---|----------|------------|-----------|
|  | E943F    | 1          | 50        |
|   | E943H    | 1½         | 25        |
|   | E943J    | 2          | 50        |
|   | E943L    | 3          | 50        |
|   | E943N    | 4          | 20        |
|   | E943P    | 5          | 5         |
|   | E943R    | 6          | 10        |


#### Female adapter

|  | Cat. No. | Size (in.) | Std. Ctn. |
|--|----------|------------|-----------|
|  | E942F    | 1          | 50        |
|  | E942H    | 1½         | 25        |
|  | E942J    | 2          | 30        |
|  | E942L    | 3          | 25        |
|  | E942N    | 4          | 15        |
|  | E942P    | 5          | 8         |
|  | E942R    | 6          | 6         |

### P&C duct swedge reducer (male x male)


|   | Cat. No. | Size (in.) | Std. Ctn. |
|---|----------|------------|-----------|
|  | E252LJ   | 3 x 2      | 50        |
|   | E252NJS  | 4 x 2      | 25        |
|   | E252NL   | 4 x 3      | 25        |
|   | E252PN   | 5 x 4      | 20        |
|   | E252RNS  | 6 x 4      | 6         |
|   | E252RP   | 6 x 5      | 10        |

### P&C duct cable marker


|   | Cat. No. | Size (in.) | Std. Ctn. |
|---|----------|------------|-----------|
|  | E299JM   | 2 x 42     | 1         |
|   | E299JP   | 2 x 56     | 1         |
|   | E299JR   | 2 x 78     | 1         |
|   | E299LF   | 3 x 36     | 1         |
|   | E299LR   | 3 x 60     | 1         |
|   | E299NX7  | 4 x 84     | 1         |

### P&C duct end bells


#### End bell

|   | Cat. No. | Size (in.) | Std. Ctn. |
|---|----------|------------|-----------|
|  | E997F    | 1          | 50        |
|   | E997H    | 1½         | 30        |
|   | E997J    | 2          | 40        |
|   | E997L    | 3          | 50        |
|   | E997N    | 4          | 30        |
|   | E997P    | 5          | 15        |
|   | E997R    | 6          | 10        |


#### Molded end bell

|   | Cat. No. | Size (in.) | Std. Ctn. |
|---|----------|------------|-----------|
|  | E297J    | 2          | 40        |
|   | E297L    | 3          | 50        |
|   | E297N    | 4          | 30        |
|   | E297P    | 5          | 15        |

#### Fabricated end bell

|   | Cat. No. | Size (in.) | Std. Ctn. |
|---|----------|------------|-----------|
|  | E297JN   | 2 x 4      | 25        |
|   | E297LR   | 3 x 6      | 20        |
|   | E297NT   | 4 x 10     | 15        |
|   | E297PS   | 5 x 8      | 10        |
|   | E297PT   | 5 x 10     | 10        |
|   | E297RF   | 6 x 5      | 10        |
|   | E297RT   | 6 x 10     | 6         |

#### Long-length end bell P&C duct


|   | Cat. No. | Size (in.) | Std. Ctn. |
|---|----------|------------|-----------|
|  | E297RR   | 6 (6 long) | 10        |

## Conduit bodies and fittings

For use with Schedule 40 and 80 conduit




### Meter offset




| Cat. No. | Size (in.) | Std. Ctn. | Offset (in.) | A (in.) |
|----------|------------|-----------|--------------|---------|
| ▶ E995G  | 1 1/4      | 15        | .758         | 4.230   |
| ▶ E995J  | 2          | 8         | .684         | 4.270   |

### Offset




| Cat. No. | Size (in.) | Std. Ctn. | Offset (in.) | Std. Wt. (lbs.) |
|----------|------------|-----------|--------------|-----------------|
| ▶ E994D  | 1/2        | .250      | 25           | 3               |
| ▶ E994E  | 3/4        | .250      | 25           | 3               |
| ▶ E994F  | 1          | .500      | 50           | 12              |

### End bells



| Cat. No. | Size (in.) | Std. Ctn. | Std. Wt. (lbs.) |
|----------|------------|-----------|-----------------|
| E997F    | 1          | 50        | 2.6             |
| E997G    | 1 1/4      | 35        | 2.5             |
| E997H    | 1 1/2      | 30        | 2.5             |
| E997J    | 2          | 40        | 5.0             |
| E997K    | 2 1/2      | 30        | 2               |
| E997L    | 3          | 50        | 10              |
| E997M    | 3 1/2      | 40        | 11              |
| E997N    | 4          | 30        | 16              |
| ▶ E997P  | 5          | 15        | 8               |
| ▶ E997R  | 6          | 10        | 7               |
| ▶ E997T  | 8          | 3         | 15              |


### End bells - Schedule 40 fabricated



| Cat. No. | Size (in.) | Std. Ctn. | Std. Wt. (lbs.) |
|----------|------------|-----------|-----------------|
| ▶ E949J5 | 2 x 5      | 50        | 10              |
| ▶ E949J6 | 2 x 6      | 25        | 12              |
| ▶ E949JN | 2 x 4      | 25        | 7               |
| ▶ E949JX | 2 x 8      | 12        | 7               |
| ▶ E949LR | 3 x 6      | 20        | 21              |
| ▶ E949N5 | 4 x 5      | 20        | 2               |
| ▶ E949NR | 4 x 6      | 15        | 21              |
| ▶ E949R5 | 6 x 5      | 12        | 27              |
| ▶ E949RX | 6 x 8      | 6         | 17              |


Where a waterproof termination is required into any enclosure (metallic or non-metallic), install the neoprene washer over the threads of a terminal adapter before inserting into the enclosure. Use a standard locknut or threaded bushing to secure the assembly.

### Flat sealing washers

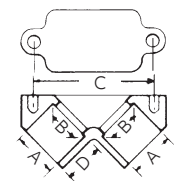


| Cat. No. | Size (in.) | Std. Ctn. |
|----------|------------|-----------|
| ▶ E943DW | 1/2        | 125       |
| ▶ E943EW | 3/4        | 125       |
| ▶ E943FW | 1          | 100       |
| ▶ E943GW | 1 1/4      | 50        |
| ▶ E943HW | 1 1/2      | 50        |
| E943JW   | 2          | 25        |

### PVC Locknuts

| Cat. No. | Size (in.) | Std. Ctn. |
|----------|------------|-----------|
| ▶ LT9LD  | 1/2        | 1200      |
| ▶ LT9LE  | 3/4        | 700       |
| ▶ LT9LF  | 1          | 600       |



### Access pull elbows

| Cat. No. | Size (in.) | Std. Ctn. | A (in.) Typical | B (in.) Typical | C (in.) Typical | D (in.) Typical |
|----------|------------|-----------|-----------------|-----------------|-----------------|-----------------|
| E990D†   | 1/2        | 75        | .852            | .836            | 2.187           | .718            |
| E990E†   | 3/4        | 50        | 1.064           | 1.046           | 2.531           | .718            |

† Gasket included.

## P&C Flex® conduit and fittings

Carlton® P&C Flex® corrugated flexible conduit

### P&C Flex® conduit

| Cat. No.    | Size (in.) | I.D. (in.) | O.D. (in.) | Pull Tape | Reel/Coil | Std. Ctn. (ft.) | Std. Wt. (lbs.) |
|-------------|------------|------------|------------|-----------|-----------|-----------------|-----------------|
| 11807-350*  | ¾          | 0.83       | 1.040      | Empty     | Coil      | 350             | 39.9            |
| 1808-250C   | 1          | 1.000      | 1.315      | Empty     | Coil      | 250             | 36.3            |
| 11808-5200  | 1          | 1.000      | 1.315      | Empty     | Reel      | 5200            | 1019.0          |
| 11809-900   | 1¼         | 1.340      | 1.660      | Empty     | Reel      | 900             | 243.0           |
| 11809-4500  | 1¼         | 1.340      | 1.660      | Empty     | Reel      | 4500            | 972.0           |
| 11810-250   | 1½         | 1.570      | 1.900      | Empty     | Reel      | 250             | 75.8            |
| 11810-4500  | 1½         | 1.570      | 1.900      | Empty     | Reel      | 4500            | 1080.0          |
| 11810T-2300 | 1½         | 1.570      | 1.900      | 1250 lb.  | Reel      | 2300            | 720.0           |
| 11810T-250  | 1½         | 1.570      | 1.900      | 1250 lb.  | Reel      | 250             | 78.0            |
| 11811-1100  | 2          | 2.045      | 2.375      | Empty     | Reel      | 1100            | 521.4           |
| 11811-250   | 2          | 2.045      | 2.375      | Empty     | Reel      | 250             | 87.0            |
| 11811-2500  | 2          | 2.045      | 2.375      | Empty     | Reel      | 2500            | 815.0           |
| 11811-500   | 2          | 2.045      | 2.375      | Empty     | Reel      | 500             | 201.6           |
| 11811-700   | 2          | 2.045      | 2.375      | Empty     | Reel      | 700             | 269.0           |
| 11811T-250  | 2          | 2.045      | 2.375      | 1250 lb.  | Reel      | 250             | 89.0            |
| 11812-250   | 2½         | 2.469      | 2.875      | Empty     | Reel      | 250             | 121.0           |
| 11812AG-001 | 2½         | 2.469      | 2.875      | Empty     | Reel      | 1300            | 516.1           |
| 11813-1200  | 3          | 3.068      | 3.500      | Empty     | Reel      | 1200            | 850.8           |
| 11813-250   | 3          | 3.068      | 3.500      | Empty     | Reel      | 250             | 192.0           |
| 11813-500   | 3          | 3.068      | 3.500      | Empty     | Reel      | 500             | 523.0           |
| 11813-750   | 3          | 3.068      | 3.500      | Empty     | Reel      | 750             | 554.3           |
| 11815-250   | 4          | 4.026      | 4.500      | Empty     | Reel      | 250             | 324.0           |
| 11815-800   | 4          | 4.026      | 4.500      | Empty     | Reel      | 800             | 778.4           |

\*Pull tape not available for ¾" conduit.

## P&C Flex® fittings

### Couplings

| Cat. No. | Size (in.) | Std. Ctn. | Std. Wt. (lbs.) |
|----------|------------|-----------|-----------------|
| E940E    | ¾          | 100       | 4.6             |
| E940F    | 1          | 50        | 3.5             |
| E940G    | 1¼         | 30        | 3.2             |
| E940H    | 1½         | 25        | 3.4             |
| E940J    | 2          | 30        | 5.3             |
| E940K    | 2½         | 20        | 7.5             |
| E940L    | 3          | 25        | 14.7            |
| E940N    | 4          | 15        | 12.5            |



## P&C Flex® fittings (continued)

### Female adapters

| Cat. No. | Size (in.) | Std. Ctn. | Std. Wt. (lbs.) |
|----------|------------|-----------|-----------------|
| E942E    | ¾          | 100       | 4.3             |
| E942F    | 1          | 50        | 3.7             |
| E942G    | 1¼         | 30        | 3.3             |
| E942H    | 1½         | 25        | 3.3             |
| E942J    | 2          | 30        | 5.4             |
| E942K    | 2½         | 20        | 6.6             |
| E942L    | 3          | 25        | 11.8            |
| E942N    | 4          | 15        | 10.8            |



### Terminal adapters

| Cat. No. | Size (in.) | Std. Ctn. | Std. Wt. (lbs.) |
|----------|------------|-----------|-----------------|
| E943E    | ¾          | 125       | 4.2             |
| E943F    | 1          | 50        | 3.0             |
| E943G    | 1¼         | 25        | 4.1             |
| E943H    | 1½         | 25        | 2.7             |
| E943J    | 2          | 5         | 6.9             |
| E943K    | 2½         | 20        | 6.3             |
| E943L    | 3          | 45        | 16.6            |
| E943N    | 4          | 15        | 11.7            |



### Bell ends (Schedule 40)

| Cat. No. | Size (in.) | Std. Ctn. | Std. Wt. (lbs.) |
|----------|------------|-----------|-----------------|
| E997F    | 1          | 50        | 2.6             |
| E997G    | 1¼         | 35        | 2.5             |
| E997H    | 1½         | 30        | 2.5             |
| E997J    | 2          | 10        | 4.8             |
| E997K    | 2½         | 10        | 2.0             |
| E997L    | 3          | 10        | 10.0            |
| E997N    | 4          | 30        | 16.0            |



### Plugs


| Cat. No. | Size (in.) | Std. Ctn. | Std. Wt. (lbs.) |
|----------|------------|-----------|-----------------|
| P258H    | 1½         | 50        | 1.7             |
| P258JT   | 2          | 60        | 3.1             |
| P258K    | 2½         | 25        | 1.5             |
| P258LT   | 3          | 30        | 3.4             |
| P258NT   | 4          | 48        | 8.3             |




## Elbows, sweeps and accessories

### P&C duct adapters


#### Male adapter

|   | Cat. No. | Size (in.) | Std. Ctn. |
|---|----------|------------|-----------|
|  | E943F    | 1          | 50        |
|   | E943H    | 1½         | 25        |
|   | E943J    | 2          | 50        |
|   | E943L    | 3          | 50        |
|   | E943N    | 4          | 20        |
|   | E943P    | 5          | 5         |
|   | E943R    | 6          | 10        |


#### Female adapter

|  | Cat. No. | Size (in.) | Std. Ctn. |
|--|----------|------------|-----------|
|  | E942F    | 1          | 50        |
|  | E942H    | 1½         | 25        |
|  | E942J    | 2          | 30        |
|  | E942L    | 3          | 25        |
|  | E942N    | 4          | 15        |
|  | E942P    | 5          | 8         |
|  | E942R    | 6          | 6         |

### P&C duct swedge reducer (male x male)


|   | Cat. No. | Size (in.) | Std. Ctn. |
|---|----------|------------|-----------|
|  | E252LJ   | 3 x 2      | 50        |
|   | E252NJS  | 4 x 2      | 25        |
|   | E252NL   | 4 x 3      | 25        |
|   | E252PN   | 5 x 4      | 20        |
|   | E252RNS  | 6 x 4      | 6         |
|   | E252RP   | 6 x 5      | 10        |

### P&C duct cable marker


|   | Cat. No. | Size (in.) | Std. Ctn. |
|---|----------|------------|-----------|
|  | E299JM   | 2 x 42     | 1         |
|   | E299JP   | 2 x 56     | 1         |
|   | E299JR   | 2 x 78     | 1         |
|   | E299LF   | 3 x 36     | 1         |
|   | E299LR   | 3 x 60     | 1         |
|   | E299NX7  | 4 x 84     | 1         |

### P&C duct end bells


#### End bell

|   | Cat. No. | Size (in.) | Std. Ctn. |
|---|----------|------------|-----------|
|  | E997F    | 1          | 50        |
|   | E997H    | 1½         | 30        |
|   | E997J    | 2          | 40        |
|   | E997L    | 3          | 50        |
|   | E997N    | 4          | 30        |
|   | E997P    | 5          | 15        |
|   | E997R    | 6          | 10        |


#### Molded end bell

|   | Cat. No. | Size (in.) | Std. Ctn. |
|---|----------|------------|-----------|
|  | E297J    | 2          | 40        |
|   | E297L    | 3          | 50        |
|   | E297N    | 4          | 30        |
|   | E297P    | 5          | 15        |

#### Fabricated end bell

|   | Cat. No. | Size (in.) | Std. Ctn. |
|---|----------|------------|-----------|
|  | E297JN   | 2 x 4      | 25        |
|   | E297LR   | 3 x 6      | 20        |
|   | E297NT   | 4 x 10     | 15        |
|   | E297PS   | 5 x 8      | 10        |
|   | E297PT   | 5 x 10     | 10        |
|   | E297RF   | 6 x 5      | 10        |
|   | E297RT   | 6 x 10     | 6         |

#### Long-length end bell P&C duct


|   | Cat. No. | Size (in.) | Std. Ctn. |
|---|----------|------------|-----------|
|  | E297RR   | 6 (6 long) | 10        |

## Conduit bodies and fittings

For use with Schedule 40 and 80 conduit




### Meter offset




| Cat. No. | Size (in.) | Std. Ctn. | Offset (in.) | A (in.) |
|----------|------------|-----------|--------------|---------|
| ▶ E995G  | 1 1/4      | 15        | .758         | 4.230   |
| ▶ E995J  | 2          | 8         | .684         | 4.270   |

### Offset




| Cat. No. | Size (in.) | Std. Ctn. | Offset (in.) | Std. Wt. (lbs.) |
|----------|------------|-----------|--------------|-----------------|
| ▶ E994D  | 1/2        | .250      | 25           | 3               |
| ▶ E994E  | 3/4        | .250      | 25           | 3               |
| ▶ E994F  | 1          | .500      | 50           | 12              |

### End bells



| Cat. No. | Size (in.) | Std. Ctn. | Std. Wt. (lbs.) |
|----------|------------|-----------|-----------------|
| E997F    | 1          | 50        | 2.6             |
| E997G    | 1 1/4      | 35        | 2.5             |
| E997H    | 1 1/2      | 30        | 2.5             |
| E997J    | 2          | 40        | 5.0             |
| E997K    | 2 1/2      | 30        | 2               |
| E997L    | 3          | 50        | 10              |
| E997M    | 3 1/2      | 40        | 11              |
| E997N    | 4          | 30        | 16              |
| ▶ E997P  | 5          | 15        | 8               |
| ▶ E997R  | 6          | 10        | 7               |
| ▶ E997T  | 8          | 3         | 15              |


### End bells - Schedule 40 fabricated



| Cat. No. | Size (in.) | Std. Ctn. | Std. Wt. (lbs.) |
|----------|------------|-----------|-----------------|
| ▶ E949J5 | 2 x 5      | 50        | 10              |
| ▶ E949J6 | 2 x 6      | 25        | 12              |
| ▶ E949JN | 2 x 4      | 25        | 7               |
| ▶ E949JX | 2 x 8      | 12        | 7               |
| ▶ E949LR | 3 x 6      | 20        | 21              |
| ▶ E949N5 | 4 x 5      | 20        | 2               |
| ▶ E949NR | 4 x 6      | 15        | 21              |
| ▶ E949R5 | 6 x 5      | 12        | 27              |
| ▶ E949RX | 6 x 8      | 6         | 17              |


Where a waterproof termination is required into any enclosure (metallic or non-metallic), install the neoprene washer over the threads of a terminal adapter before inserting into the enclosure. Use a standard locknut or threaded bushing to secure the assembly.

### Flat sealing washers

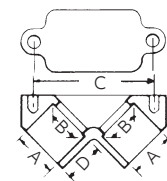


| Cat. No. | Size (in.) | Std. Ctn. |
|----------|------------|-----------|
| ▶ E943DW | 1/2        | 125       |
| ▶ E943EW | 3/4        | 125       |
| ▶ E943FW | 1          | 100       |
| ▶ E943GW | 1 1/4      | 50        |
| ▶ E943HW | 1 1/2      | 50        |
| E943JW   | 2          | 25        |

### PVC Locknuts

| Cat. No. | Size (in.) | Std. Ctn. |
|----------|------------|-----------|
| ▶ LT9LD  | 1/2        | 1200      |
| ▶ LT9LE  | 3/4        | 700       |
| ▶ LT9LF  | 1          | 600       |



### Access pull elbows

| Cat. No. | Size (in.) | Std. Ctn. | A (in.) Typical | B (in.) Typical | C (in.) Typical | D (in.) Typical |
|----------|------------|-----------|-----------------|-----------------|-----------------|-----------------|
| E990D†   | 1/2        | 75        | .852            | .836            | 2.187           | .718            |
| E990E†   | 3/4        | 50        | 1.064           | 1.046           | 2.531           | .718            |

† Gasket included.

## P&C Flex® conduit and fittings

Carlton® P&C Flex® corrugated flexible conduit

### P&C Flex® conduit

| Cat. No.    | Size (in.) | I.D. (in.) | O.D. (in.) | Pull Tape | Reel/Coil | Std. Ctn. (ft.) | Std. Wt. (lbs.) |
|-------------|------------|------------|------------|-----------|-----------|-----------------|-----------------|
| 11807-350*  | ¾          | 0.83       | 1.040      | Empty     | Coil      | 350             | 39.9            |
| 1808-250C   | 1          | 1.000      | 1.315      | Empty     | Coil      | 250             | 36.3            |
| 11808-5200  | 1          | 1.000      | 1.315      | Empty     | Reel      | 5200            | 1019.0          |
| 11809-900   | 1¼         | 1.340      | 1.660      | Empty     | Reel      | 900             | 243.0           |
| 11809-4500  | 1¼         | 1.340      | 1.660      | Empty     | Reel      | 4500            | 972.0           |
| 11810-250   | 1½         | 1.570      | 1.900      | Empty     | Reel      | 250             | 75.8            |
| 11810-4500  | 1½         | 1.570      | 1.900      | Empty     | Reel      | 4500            | 1080.0          |
| 11810T-2300 | 1½         | 1.570      | 1.900      | 1250 lb.  | Reel      | 2300            | 720.0           |
| 11810T-250  | 1½         | 1.570      | 1.900      | 1250 lb.  | Reel      | 250             | 78.0            |
| 11811-1100  | 2          | 2.045      | 2.375      | Empty     | Reel      | 1100            | 521.4           |
| 11811-250   | 2          | 2.045      | 2.375      | Empty     | Reel      | 250             | 87.0            |
| 11811-2500  | 2          | 2.045      | 2.375      | Empty     | Reel      | 2500            | 815.0           |
| 11811-500   | 2          | 2.045      | 2.375      | Empty     | Reel      | 500             | 201.6           |
| 11811-700   | 2          | 2.045      | 2.375      | Empty     | Reel      | 700             | 269.0           |
| 11811T-250  | 2          | 2.045      | 2.375      | 1250 lb.  | Reel      | 250             | 89.0            |
| 11812-250   | 2½         | 2.469      | 2.875      | Empty     | Reel      | 250             | 121.0           |
| 11812AG-001 | 2½         | 2.469      | 2.875      | Empty     | Reel      | 1300            | 516.1           |
| 11813-1200  | 3          | 3.068      | 3.500      | Empty     | Reel      | 1200            | 850.8           |
| 11813-250   | 3          | 3.068      | 3.500      | Empty     | Reel      | 250             | 192.0           |
| 11813-500   | 3          | 3.068      | 3.500      | Empty     | Reel      | 500             | 523.0           |
| 11813-750   | 3          | 3.068      | 3.500      | Empty     | Reel      | 750             | 554.3           |
| 11815-250   | 4          | 4.026      | 4.500      | Empty     | Reel      | 250             | 324.0           |
| 11815-800   | 4          | 4.026      | 4.500      | Empty     | Reel      | 800             | 778.4           |

\*Pull tape not available for ¾" conduit.

## P&C Flex® fittings

### Couplings

| Cat. No. | Size (in.) | Std. Ctn. | Std. Wt. (lbs.) |
|----------|------------|-----------|-----------------|
| E940E    | ¾          | 100       | 4.6             |
| E940F    | 1          | 50        | 3.5             |
| E940G    | 1¼         | 30        | 3.2             |
| E940H    | 1½         | 25        | 3.4             |
| E940J    | 2          | 30        | 5.3             |
| E940K    | 2½         | 20        | 7.5             |
| E940L    | 3          | 25        | 14.7            |
| E940N    | 4          | 15        | 12.5            |



## P&C Flex® fittings (continued)

### Female adapters

| Cat. No. | Size (in.) | Std. Ctn. | Std. Wt. (lbs.) |
|----------|------------|-----------|-----------------|
| E942E    | ¾          | 100       | 4.3             |
| E942F    | 1          | 50        | 3.7             |
| E942G    | 1¼         | 30        | 3.3             |
| E942H    | 1½         | 25        | 3.3             |
| E942J    | 2          | 30        | 5.4             |
| E942K    | 2½         | 20        | 6.6             |
| E942L    | 3          | 25        | 11.8            |
| E942N    | 4          | 15        | 10.8            |



### Terminal adapters

| Cat. No. | Size (in.) | Std. Ctn. | Std. Wt. (lbs.) |
|----------|------------|-----------|-----------------|
| E943E    | ¾          | 125       | 4.2             |
| E943F    | 1          | 50        | 3.0             |
| E943G    | 1¼         | 25        | 4.1             |
| E943H    | 1½         | 25        | 2.7             |
| E943J    | 2          | 5         | 6.9             |
| E943K    | 2½         | 20        | 6.3             |
| E943L    | 3          | 45        | 16.6            |
| E943N    | 4          | 15        | 11.7            |



### Bell ends (Schedule 40)

| Cat. No. | Size (in.) | Std. Ctn. | Std. Wt. (lbs.) |
|----------|------------|-----------|-----------------|
| E997F    | 1          | 50        | 2.6             |
| E997G    | 1¼         | 35        | 2.5             |
| E997H    | 1½         | 30        | 2.5             |
| E997J    | 2          | 10        | 4.8             |
| E997K    | 2½         | 10        | 2.0             |
| E997L    | 3          | 10        | 10.0            |
| E997N    | 4          | 30        | 16.0            |



### Plugs

| Cat. No. | Size (in.) | Std. Ctn. | Std. Wt. (lbs.) |
|----------|------------|-----------|-----------------|
| P258H    | 1½         | 50        | 1.7             |
| P258JT   | 2          | 60        | 3.1             |
| P258K    | 2½         | 25        | 1.5             |
| P258LT   | 3          | 30        | 3.4             |
| P258NT   | 4          | 48        | 8.3             |

