ELLIOTT ELECTRIC SUPPLY
We Deliver...Lower Cost, Quality Products, & Personal Service
2310 N. Stallings Dr.
Nacogdoches, TX 75964-0
Phone: 9365697941
Fax: 9365604685



2RB14X 16-14 VINYL INS BUTT SPLICE

ABB INSTALLATION PRODUCTS, INC

Catalog Number	2RB14X
Manufacturer	ABB INSTALLATION PRODUCTS, INC
Description	Expanded Vinyl-Insulated Butt Splice, Length 1.13 Inches, Width .26 Inches, Maximum Insulation Diameter .200, Wire Range #16-#14 AWG, Color Blue, Copper, Tin Plated
Weight per unit	0.0050 (lbs/each)
Product Category	Small Terminals & Connectors

Features

Material	Copper
Voltage Rating	600 V

Material, Color, and Finish

Color	Blue
Finish	Electro Tin Plated

Descriptions

Description	16-14 VINYL INS BUTT SPLICE
Long Description	Expanded Vinyl-Insulated Butt Splice, Length 1.13 Inches, Width .26 Inches, Maximum Insulation Diameter .200, Wire Range #16-#14 AWG, Color Blue, Copper, Tin Plated
Product Type	Exp Ins Vinyl Butt Splce, 16-14 Le
Special Features	In butt splices, the wires are butted together and crimped at each end of the splice. These splices are color-coded according to wire size
Extra Long Description	TB 2RB14X EXP INS VINYL BUTT SPLCE,

Manufacturer Information

Brand	ABB - Installation Products
	Sta-Kon
GTIN	00786210807201
Manufacturers Part Number	2RB14X
UPC	786210

Taxonomies, Classifications, and Categories

Category Description	TERMINALS
Type	Vinyl Insulated Butt Splice

Availability

Minimum Qty	100

Packaging

Carton	100
Weight Per Each	0.0050 (lbs/each)

ELLIOTT ELECTRIC SUPPLY
We Deliver...Lower Cost, Quality Products, & Personal Service
2310 N. Stallings Dr.
Nacogdoches, TX 75964-0
Phone: 9365697941
Fax: 9365604685

Uses, Certifications, and Standards

Temperature Rating	105 C
Standard	UL E9809

Splice Connectors



Butt Splices

- Wires are butted together and crimped at each end of the splice
- Available either non-insulated or insulated with nylon or PVC
- Nylon insulated splices meet or exceed the requirements of MIL-T-7928
- Color coded according to wire size

Parallel Splices

- Wires are laid side by side in the connector, and the connection is made in one crimp
- Offer advantages in simplicity of installation and small size
- One crimp completes the splice

Vinyl-Insulated Butt Splices — Expanded Insulation



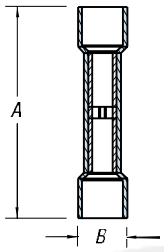

CAT. NO.	PKG. QTY.	WIRE RANGE	MAX. INS.	REC. TOOL	DIMENSIONS A	DIMENSIONS B
2RA18X	100	22–18	.170	ERG4001	1.13	.25
RAA217-170	1,000	22–18	.170		1.13	.25
RAA217	1,000	22–18	.150		1.13	.23
2RB14X	100	16–14	.200		1.13	.26
RBB217-200	1,000	16–14	.200		1.13	.26
RBB217	1,000	16–14	.170		1.13	.24
2RC10X	50	12–10	.250		1.31	.31
RCC217-250	500	12–10	.250		1.31	.31
RCC217	1,000	12–10	.210		1.31	.28

***Note**: RCC217 is not expanded.*

Nylon-Insulated Butt Splices



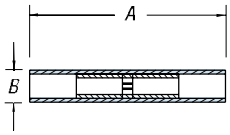

CAT. NO.	PKG. QTY.	MAX. INS. DIA.	WIRE RANGE	REC. TOOL	DIMENSIONS A	DIMENSIONS B
2RA18	100	.115	22–18	ERG4001	1.19	.18
RAA21	1,000	.115	22–18		1.19	.18
2RB14	100	.148	16–14		1.19	.21
RBB21	1,000	.148	16–14		1.19	.21
2RC10	50	.210	12–10		1.26	.28
RCC21	500	.210	12–10		1.26	.28
2RD8	25	.340	8	ERG4007 TBM6S	1.69	.36
RDD27	200	.340	8		1.69	.36
2RE6	20	.420	6		1.85	.45
REE28	200	.420	6		1.85	.45
2RF4	15	.510	4	TBM6S	1.85	.52

Nylon-Insulated Aircraft Splices



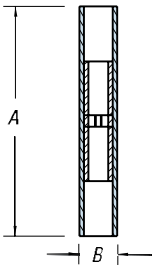

CAT. NO.	PKG. QTY.	WIRE RANGE	REC. TOOL	DIMENSIONS A	DIMENSIONS B
2RZZ	50	26–22	ERG4006	1.22	.15
RZZ23	500	26–22		1.22	.15
2RAA	50	22–18	ERG4001	1.52	.25
RAA23	500	22–18		1.52	.25
2RBB	50	16–14		1.52	.28
RBB23	500	16–14		1.52	.28
2RCC	25	12–10		1.54	.35
RCC23	250	12–10		1.54	.35

Tefzel® Insulated Butt Splices

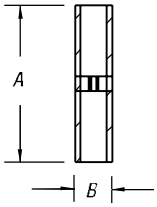



CAT. NO.	PKG. QTY.	WIRE RANGE	MAX. INS. DIA.	REC. TOOL	DIMENSIONS A	DIMENSIONS B
RAAT21	1,000	22–18	1.22	WT145C	1.22	.115
RBBT21	1,000	16–14	1.22		1.22	.148
RCCT21	1,000	12–10	1.22		1.22	.210

Tefzel® is a registered trademark of DuPont.

Thomas&Betts

United States
Tel: 901.252.8000
800.816.7809
Fax: 901.252.1354

Technical Services
Tel: 888.862.3289

www.tnb.com

Splice Connectors

Non-Insulated Butt Splices



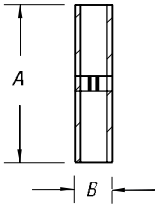

CAT. NO.	PKG. QTY.	WIRE RANGE	REC. TOOL	DIMENSIONS A	DIMENSIONS B
2A-18	100	22–18	ERG4002	.62	.12
AA2	1,000	22–18		.62	.12
2B-14	100	16–14	ERG4002 ERG4005	.62	.16
BB2	1,000	16–14		.62	.16
2C-10	50	12–10		.72	.22
CC2	500	12–10		.72	.22
2D-8	25	9–8–7	ERG4005 TBM6S	1.03	.28
DD102	200	9–8–7		1.03	.28
2E-6	20	6–5		1.12	.37
EE2	200	6–5		1.12	.37
2F-4	15	4–3	TBM6S	1.25	.44
FF2	200	4–3		1.25	.44
2G21	5	2–1		1.72	.55
GG2	25	2–1		1.72	.55

Nylon-Insulated Parallel Splices



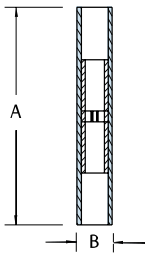

CAT. NO.	PKG. QTY.	WIRE RANGE	REC. TOOL	DIMENSIONS A	DIMENSIONS B
2A20	100	22–20	ERG4001	.84	.20
RAA24	1,000	22–20		.84	.20
2B-16	100	18–16		.84	.23
RBB25	1,000	18–16		.84	.23
2C-12	50	14–12		.90	.28
RCC26	500	14–12		.90	.28

Sta-Kon® Parallel Splices



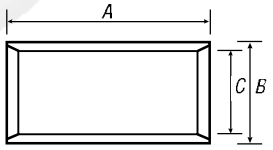

CAT. NO.	WIRE RANGE	CIR. MIL RANGE	REC. TOOL	LENGTH (A)	O.D. (B)	I.D. (C)	PKG. QTY.
A18-PS-M	22–16 AWG	509–3,260	ERG4002	.314	.129	.086	1,000
B14-PS-M	16–14 AWG	2,050–5,180	ERG4002 ERG4005	.315	.155	.113	1,000
C10-PS-D	12–10 AWG	5,180–13,100		.380	.220	.170	500
D8-PS-D	8 AWG	13,100–20,800	ERG4005	.375	.260	.180	500
E6-PS-D	6 AWG	20,800–33,100	WT115A	.500	.365	.266	500
F4-PS-W	4 AWG	33,100–52,600	WT115A	.531	.410	.302	250
G2-PS-W	2 AWG	52,600–83,700		.640	.521	.396	250
H1/0-PS-C	1/0 AWG	83,700–119,500	TBM8-750M-1	.750	.571	.446	100
J2/0-PS-C	2/0 AWG	119,500–150,500		.750	.632	.507	100
K3/0-PS-L	3/0 AWG	150,500–190,000		.750	.701	.564	50
L4/0-PS-L	4/0 AWG	190,000–231,100		.770	.766	.629	50
M250-PS-Q	250 kcmil	231,100–300,000		1.063	.926	.749	25
N300-PS-X	300 kcmil	300,000–380,000		1.125	1.100	.882	10
P400-PS-X	400 kcmil	380,000–478,000		1.250	1.200	.956	10
R500-PS-V	500 kcmil	478,000–600,000		1.438	1.330	1.060	5

The total combined cross sectional area of all wires must be within the CMA range. *Rated at 150° C.*