

# EATON - METALUX® AP SERIES

## DESCRIPTION

SLWP is a uniquely designed, versatile LED wraparound series which can be used in a broad range of surface mount applications. This new crisp aesthetic offers high quality luminaire construction dedicated with the latest LED solid state lighting and electronic driver technology for optimal performance and energy efficiency. The features make the SLWP series an ideal choice for either general purpose light commercial or residential applications.

This series can be the illumination solution in commercial, industrial, retail and residential applications.

<b>Catalog #</b>		<b>Type</b>
<b>Project</b>		
<b>Comments</b>		<b>Date</b>
<b>Prepared by</b>		

## SPECIFICATION FEATURES

### Construction


Housing consists of cold gauge metal housing with strengthen embossment for extra rigidity. This housing offers center K.O. for ease of wiring connection within the junction box. Ends formed from a high-impact polymer plastic for finished design. Suitable for single surface mount applications only.

### Electrical

Long-Life LED system coupled with electrical driver to deliver optimal performance. LED's available in 4000k with a typical CRI 85. Other color temperatures are available upon request. Projected life of 50,000 (120V) and 50,000 (Universal) hours at 70% lumen output. cULus listed. The SLWP series offers two different non-dim electronic drivers configurations – Universal voltage (120-277V) and 120V applications.

### Finish

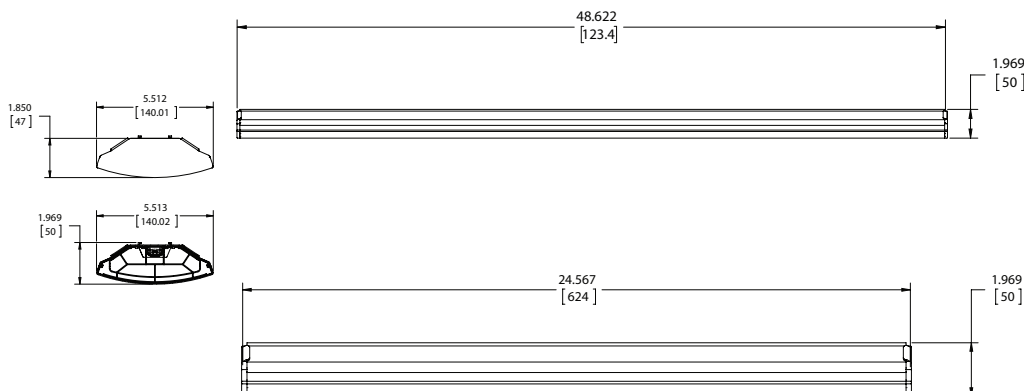
Housing is coated after fabrication with highly reflective, baked-on white enamel paint. Pretreatment ensures maximum paint adhesion.



## SLWP

LED Wraparound

## DIMENSION



## WATTAGE

Length	Lumens	Wattage
2SLWP2040ND-120V	2000	23
4SLWP3940ND-120V	3900	40
4SLWP4040ND-UNV	4000	46.5

Catalog Number	Product Description	UPC	Pack
2SLWP2040ND-120V	2' LED Wraparound, 2000 lumen, 120V	080083706570	Unit
4SLWP3940ND-120V	4' LED Wraparound, 3900 lumen, 120V	080083706587	Unit
4SLWP4040ND-UNV	4' LED Wraparound, 4000 lumen, UNV	080083706594	Unit

## LINEAR DISCONNECT

Safe and convenient means of disconnecting power.



PS502010EN



**LED lighting facts**  
A Program of the U.S. DOE

Light Output (Lumens) **2145**  
Watts **22.89**  
Lumens per Watt (Efficacy) **93**

Color Accuracy  
Color Rendering Index (CRI) **82**

Light Color  
Correlated Color Temperature (CCT) **3858 (Bright White)**

Warm White | Bright White | Daylight  
2700K | 3000K | 4500K | 6500K

All results are according to IESNA LM-79-2008: *Approved Method for the Electrical and Photometric Testing of Solid-State Lighting*. The U.S. Department of Energy (DOE) verifies product test data and results.

Visit [www.lightingfacts.com](http://www.lightingfacts.com) for the *Label Reference Guide*.

Registration Number: F4QJ-R43DE2 (7/3/2014)  
Model Number: 2SLWP2040ND-120V  
Type: Luminaire - Linear

**LED lighting facts**  
A Program of the U.S. DOE

Light Output (Lumens) **3910**  
Watts **39.64**  
Lumens per Watt (Efficacy) **98**

Color Accuracy  
Color Rendering Index (CRI) **82**

Light Color  
Correlated Color Temperature (CCT) **3834 (Bright White)**

Warm White | Bright White | Daylight  
2700K | 3000K | 4500K | 6500K

All results are according to IESNA LM-79-2008: *Approved Method for the Electrical and Photometric Testing of Solid-State Lighting*. The U.S. Department of Energy (DOE) verifies product test data and results.

Visit [www.lightingfacts.com](http://www.lightingfacts.com) for the *Label Reference Guide*.

Registration Number: F4QJ-FALIA6 (7/3/2014)  
Model Number: 4SLWP3940ND-120V  
Type: Luminaire - Linear

**LED lighting facts**  
A Program of the U.S. DOE

Light Output (Lumens) **4330**  
Watts **46.27**  
Lumens per Watt (Efficacy) **93**

Color Accuracy  
Color Rendering Index (CRI) **83**

Light Color  
Correlated Color Temperature (CCT) **3844 (Bright White)**

Warm White | Bright White | Daylight  
2700K | 3000K | 4500K | 6500K

All results are according to IESNA LM-79-2008: *Approved Method for the Electrical and Photometric Testing of Solid-State Lighting*. The U.S. Department of Energy (DOE) verifies product test data and results.

Visit [www.lightingfacts.com](http://www.lightingfacts.com) for the *Label Reference Guide*.

Registration Number: F4QJ-UZUDYA (7/3/2014)  
Model Number: 4SLWP4040ND-UNV  
Type: Luminaire - Linear

ORDERING INFORMATION

Product Sample Number: 4SLWP4040ND-UNV

Length	Series	LED Lumens Output	Color Temperature	Driver Type	Voltage
2	SLWP	20 = 2000	40 = 4000K	ND = Non-Dim	120V
4	SLWP	39 = 3900	40 = 4000K	ND = Non-Dim	120V
4	SLWP	40 = 4000	40 = 4000K	ND = Non-Dim	Universal (120V-277V)

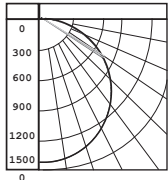
SHIPPING INFORMATION

Catalog Number	WGT.	Pallet Qty.
2SLWP2040ND-120V	4 lbs.	144
4SLWP3940ND-120V	6 lbs.	108
4SLWP4040ND-UNV	6 lbs.	108

For complete product data, reference the Fluorescent Specification binder. Specifications & dimensions subject to change without notice. Consult your Cooper Lighting Representative for availability and ordering information.



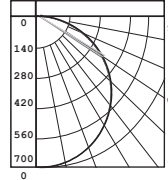
PHOTOMETRICS



**4SLWP4040ND-UNV**  
**Electronic Driver**  
 4000 lumens  
 Spacing criterion:  
 (||) 1.3 x mounting height,  
 (⊥) 1.3 x mounting height  
 Efficiency 95.90%  
 Test Report: EDRT-FN1-025-0600-036-UNV

**Candela**

Angle	Along	45°	Across ⊥
0	1424	1423	1424
5	1419	1417	1420
10	1399	1397	1403
15	1367	1365	1374
20	1323	1322	1334
25	1268	1266	1283
30	1202	1202	1223
35	1127	1128	1154
40	1043	1046	1077
45	951	957	990
50	852	860	897
55	745	757	796
60	633	647	691
65	516	534	581
70	395	420	471
75	273	307	364
80	157	208	269
85	59.6	128	189
90	5.43	72.1	126



**2SLWP2040ND-120V**  
**Average Distribution**  
 2000 lumens  
 Spacing criterion:  
 (||) 1.3 x mounting height,  
 (⊥) 1.3 x mounting height  
 Efficiency 96.70%  
 Test Report: EDRT-FN1-025-0600-036-120

**Candela**

Angle	Along	45°	Across ⊥
0	699	697	696
5	696	693	693
10	686	683	684
15	671	666	670
20	649	644	649
25	622	617	623
30	589	586	594
35	552	549	560
40	511	509	523
45	465	465	481
50	417	418	434
55	364	368	386
60	309	315	335
65	251	260	281
70	192	204	228
75	134	149	175
80	76.5	101	127
85	29.8	61.4	89.0
90	3.37	35.7	60.5

**Coefficients of Utilization**

rc	Effective floor cavity reflectance															
	80%			70%			50%			30%			10%			0%
rw	50	30	10	50	30	10	50	30	10	50	30	10	50	30	10	0
RCR																
0	1.18	1.18	1.18	1.15	1.15	1.15	1.09	1.09	1.09	1.04	1.04	1.04	98	98	98	96
1	1.02	97	93	99	95	91	94	91	88	90	87	84	86	83	81	79
2	88	81	75	86	80	74	82	77	72	78	74	70	75	71	67	65
3	77	69	62	76	68	61	72	65	60	69	63	58	66	61	57	54
4	68	59	52	67	58	52	64	57	51	61	55	50	58	53	49	46
5	61	52	45	60	51	45	57	50	44	55	48	43	52	47	42	40
6	55	46	39	54	45	39	51	44	38	49	43	38	47	42	37	35
7	50	41	35	49	40	34	47	39	34	45	38	33	43	37	33	31
8	45	37	31	44	36	30	43	35	30	41	35	30	40	34	29	27
9	41	33	28	41	33	27	39	32	27	38	31	27	37	31	26	24
10	38	30	25	38	30	25	36	29	25	35	29	24	34	28	24	22

**Coefficients of Utilization**

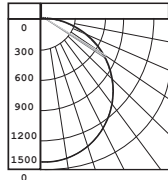
rc	Effective floor cavity reflectance															
	80%			70%			50%			30%			10%			0%
rw	50	30	10	50	30	10	50	30	10	50	30	10	50	30	10	0
RCR																
0	1.18	1.18	1.18	1.15	1.15	1.15	1.09	1.09	1.09	1.03	1.03	1.03	98	98	98	96
1	1.02	97	93	99	95	91	94	91	88	90	87	84	85	83	81	79
2	88	81	75	86	80	74	82	77	72	78	74	70	74	71	67	65
3	77	69	62	76	68	61	72	65	60	69	63	58	66	61	57	54
4	68	59	52	67	58	52	64	57	51	61	55	50	58	53	49	46
5	61	52	45	60	51	45	57	50	44	55	48	43	52	47	42	40
6	55	46	39	54	45	39	51	44	38	49	43	38	47	42	37	35
7	50	41	35	49	40	34	47	39	34	45	38	33	43	37	33	31
8	45	37	31	44	36	30	43	35	30	41	35	30	40	34	29	27
9	41	33	28	41	33	27	39	32	27	38	31	27	37	31	26	24
10	38	30	25	38	30	25	36	29	25	35	29	24	34	28	24	22

**Zonal Lumen Summary**

Zone	Lumens	%Fixture
0-30	1107	24.93
0-40	1818	40.93
0-60	3248	73.13
0-90	4270	96.14
0-180	4441	100.00

**Zonal Lumen Summary**

Zone	Lumens	%Fixture
0-30	541.6	24.94
0-40	889.1	40.95
0-60	1588	73.14
0-90	2086	96.07
0-180	2171	100.00



**4SLWP3940ND-120V**  
**Electronic Driver**  
 3900 lumens  
 Spacing criterion:  
 (||) 1.3 x mounting height,  
 (⊥) 1.3 x mounting height  
 Efficiency 100.75%  
 Test Report: EDRT-FN1-025-0600-036-UNV

**Candela**

Angle	Along	Across ⊥
0	1278	1277
5	1272	1272
10	1254	1256
15	1225	1230
20	1186	1194
25	1137	1149
30	1078	1096
35	1011	1033
40	936	963
45	853	886
50	764	802
55	669	711
60	568	616
65	462	517
70	354	418
75	245	323
80	140	238
85	52.2	167
90	5.10	111

**Coefficients of Utilization**

rc	Effective floor cavity reflectance															
	80%			70%			50%			30%			10%			0%
rw	50	30	10	50	30	10	50	30	10	50	30	10	50	30	10	0
RCR																
0	1.18	1.18	1.18	1.15	1.15	1.15	1.09	1.09	1.09	1.03	1.03	1.03	98	98	98	96
1	1.02	97	93	99	95	91	94	91	88	89	87	84	85	83	81	78
2	88	81	75	86	80	74	82	76	72	78	73	69	74	71	67	65
3	77	69	62	76	68	61	72	65	60	68	63	58	65	61	57	54
4	68	59	52	67	58	52	64	56	51	61	55	50	58	53	48	46
5	61	52	45	60	51	45	57	49	44	54	48	43	52	46	42	40
6	55	46	39	54	45	39	51	44	38	49	43	37	47	41	37	35
7	50	41	35	49	40	34	47	39	34	45	38	33	43	37	33	30
8	45	37	31	44	36	30	43	35	30	41	34	30	40	34	29	27
9	41	33	28	41	33	27	39	32	27	38	31	27	36	31	26	24
10	38	30	25	38	30	25	36	29	24	35	29	24	34	28	24	22

**Zonal Lumen Summary**

Zone	Lumens	%Fixture
0-30	993.4	24.80
0-40	1632	40.73
0-60	2917	72.83
0-90	3834	95.71
0-180	4006	100.00

Specifications & dimensions subject to change without notice. Consult your Cooper Lighting Representative for availability and ordering information.

