

Mulberry

Weatherproof

- Boxes
- In-Use Covers
- Covers
- Lampholders
- Lighting
- Photo Controls
- Accessories





Mulberry Weatherproof

New in this catalog:

- *A complete line of WeatherSafe in-use covers. Our easy-to-install covers now come with multiple bases and openings, in two depths, and in 1 or 2 gangs.*
- *More stock items in white and bronze. Additional items are available in white, bronze, black, or green upon request.*

As always, Mulberry offers:

- *Superior quality casting, tapping, and finishing.*
- *Excellent service: local stock, fast turnaround, and quick delivery from our factory and regional warehouses.*
- *The industry's most comprehensive weatherproof line, with over 350 items in stock and ready for immediate shipment.*
- *Special configurations and colors.*
- *Weatherproof made in USA.*
- *Our unique Royal Mountie™ weatherproof boxes, with rotating lugs for maximum versatility.*

Conduit bodies appear in Catalog C, with box covers.

BOXES

Royal Mountie Single Gang Boxes	B3-5
One Gang Deep Boxes	B5
Two Gang Lug Boxes	B6
Two Gang Deep Boxes	B7
Three Gang Boxes	B7
4" Round Boxes and Extensions	B8
Swimming Pool Junction Boxes	B8
Box Extensions	B9
Flanged Style Takeoff Extensions	B9

COVERS

WeatherSafe In-Use Covers	B10-11
Self-Closing Covers	B12-13
Motor Base Receptacle	B12
Self-Closing Device Covers	B14-15
4" Round Covers	B16
4" Rectangular Covers	B17
Pole Switches and Covers	B18-19
Blank Covers	B20
Flange Boxes and Covers	B21

LAMP HOLDERS

Die-Cast Lampholders	B22-24
Con-O-Shade	B24
Floodlighting Kits	B25
Garden Lights	B25

PHOTO CONTROLS

Direct Wire-in Photo Controls	B26-27
Locking-Type Photo Controls	B28
Pencil-Type Photo Controls	B29

ACCESSORIES AND REPLACEMENT PARTS **B30-32**

The Mulberry Royal Mountie™

The most versatile weatherproof box in the industry.

Never drop, unscrew or assemble a lug again. Less handling plus faster installation equals more profits.

Tapped, easy access ground screw hole located in the mounting bracket.

Rugged die-cast aluminum with powder finish.

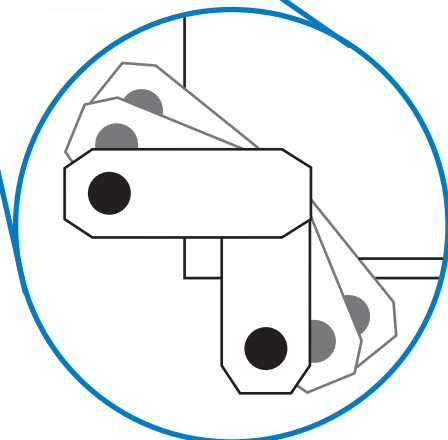
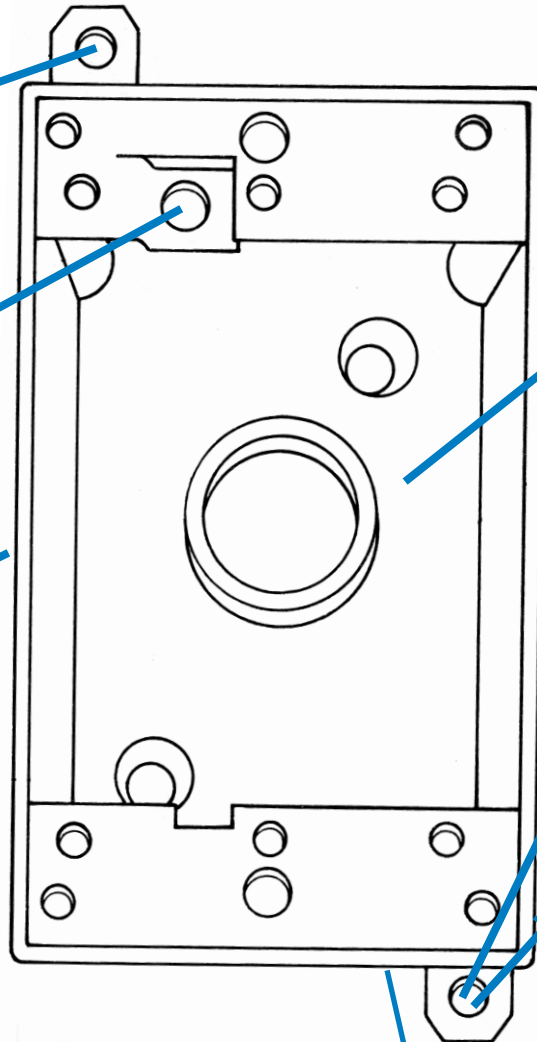
An easier, faster way to install.

An internal box capacity of 311.5 CC's (19.0 cubic inches), the most in the industry.

Strong, stamped aluminum lugs provide strength, durability and rigidity on any mounting surface.

Lugs rotate for maximum mounting versatility - are available when needed, out of the way when not needed.

A good way to spend less time on the job and save more money.

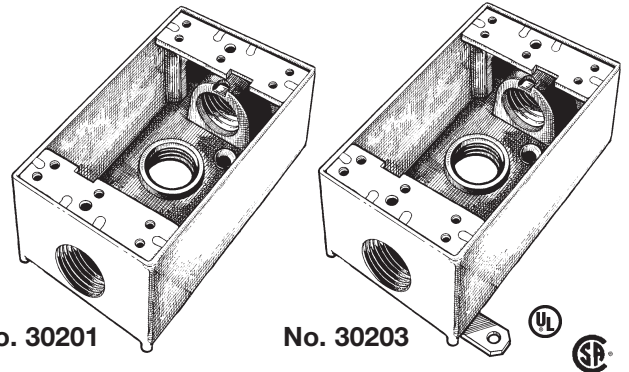


Royal Mountie Single Gang Boxes

Suitable for wet locations



- All 1-gang boxes available with or without attached swivel lugs.
- 2.75" x 4.5" x 2.0" deep.
- Heavy duty die-cast aluminum, .094" thick, with powder finish.
- For use in all indoor and outdoor damp or wet locations, with all standard FS, outlet, lampholder or splice box covers.
- Ground screw and 2 close-up plugs supplied with each box.
- Pre-tapped ground screw hole.
- UL Listed and CSA Approved.
- Comply with Federal Specification AA-50563.






Catalog No.	No. Outlets	Location	Hub Size	Color	Lugs	Cubic Capacity	Carton Quantity	Weight per 100 units
30201	3	1 in each end, 1 in back	½"	Gray	N	19.0"	25	52 lbs.
30201B	3	1 in each end, 1 in back	½"	Black	N	19.0"	25	52 lbs.
30201W	3	1 in each end, 1 in back	½"	White	N	19.0"	25	52 lbs.
30201Z	3	1 in each end, 1 in back	½"	Bronze	N	19.0"	25	52 lbs.
30203	3	1 in each end, 1 in back	½"	Gray	Y	19.0"	25	54 lbs.
30203B	3	1 in each end, 1 in back	½"	Black	Y	19.0"	25	54 lbs.
30203W	3	1 in each end, 1 in back	½"	White	Y	19.0"	25	54 lbs.
30203Z	3	1 in each end, 1 in back	½"	Bronze	Y	19.0"	25	54 lbs.
30204	3	1 in each end, 1 in back	¾"	Gray	N	19.0"	25	60 lbs.
30204W	3	1 in each end, 1 in back	¾"	White	N	19.0"	25	60 lbs.
30204Z	3	1 in each end, 1 in back	¾"	Bronze	N	19.0"	25	60 lbs.
30206	3	1 in each end, 1 in back	¾"	Gray	Y	19.0"	25	60 lbs.
30206W	3	1 in each end, 1 in back	¾"	White	Y	19.0"	25	60 lbs.
30206Z	3	1 in each end, 1 in back	¾"	Bronze	Y	19.0"	25	60 lbs.
30207	4	2 in 1 end, 1 in other end, 1 in back	½"	Gray	N	18.0"	25	60 lbs.
30207W	4	2 in 1 end, 1 in other end, 1 in back	½"	White	N	18.0"	25	60 lbs.
30207Z	4	2 in 1 end, 1 in other end, 1 in back	½"	Bronze	N	18.0"	25	60 lbs.
30209	4	2 in 1 end, 1 in other end, 1 in back	½"	Gray	Y	18.0"	25	56 lbs.
30209W	4	2 in 1 end, 1 in other end, 1 in back	½"	White	Y	18.0"	25	56 lbs.
30209Z	4	2 in 1 end, 1 in other end, 1 in back	½"	Bronze	Y	18.0"	25	56 lbs.
30210	4	2 in 1 end, 1 in other end, 1 in back	¾"	Gray	N	18.0"	25	58 lbs.
30212	4	2 in 1 end, 1 in other end, 1 in back	¾"	Gray	Y	18.0"	25	58 lbs.

Royal Mountie Single Gang Boxes

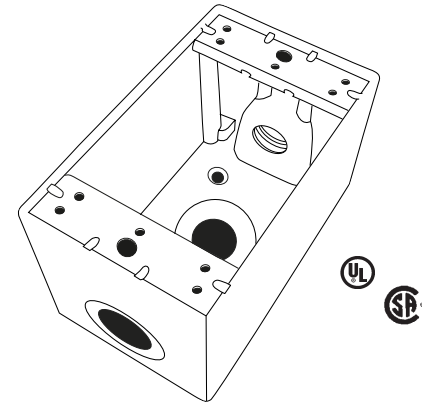
Suitable for wet locations





Catalog No.	No. Outlets	Location	Hub Size	Color	Lugs	Cubic Capacity	Carton Quantity	Weight per 100 units
30213	5 	2 in each end, 1 in back	1/2"	Gray	N	18.0"	25	60 lbs.
30215	5	2 in each end, 1 in back	1/2"	Gray	Y	18.0"	25	62 lbs.
30216	5	2 in each end, 1 in back	3/4"	Gray	N	18.0"	25	56 lbs.
30218	5	2 in each end, 1 in back	3/4"	Gray	Y	18.0"	25	58 lbs.
30219	5 	1 in each end, 1 in each side, 1 in back	1/2"	Gray	N	18.0"	25	60 lbs.
30221	5	1 in each end, 1 in each side, 1 in back	1/2"	Gray	Y	18.0"	25	64 lbs.
30222	5	1 in each end, 1 in each side, 1 in back	3/4"	Gray	N	18.0"	25	58 lbs.
30224	5	1 in each end, 1 in each side, 1 in back	3/4"	Gray	Y	18.0"	25	60 lbs.
30226	6 	1 in each end, 2 in 1 side, 1 in other side, 1 in back	1/2"	Gray	N	18.0"	25	62 lbs.
30227	6	1 in each end, 2 in 1 side, 1 in other side, 1 in back	1/2"	Gray	Y	18.0"	25	62 lbs.
30228	6	1 in each end, 2 in 1 side, 1 in other side, 1 in back	3/4"	Gray	Y	18.0"	25	58 lbs.

ONE GANG DEEP BOXES SUITABLE FOR WET LOCATIONS

- All 1-gang deep boxes come with detachable lugs, 2 close-up plugs, and self-tapping ground screw.
- 2.75" x 4.5" x 2.625" deep.
- Heavy duty die-cast aluminum, .094" thick, with powder finish.
- UL Listed and CSA Approved.
- Ground screw hole is in bottom of box.



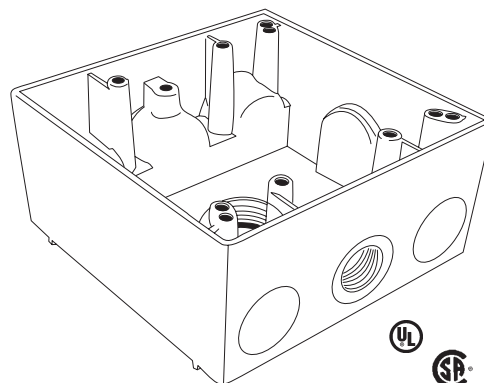
Catalog No.	Outlets	Location	Size	Color	Capacity	Carton Quantity	Weight per 100 units
30583	3 	1 in each end, 1 in back	1/2"	Gray	24.0"	10	90 lbs.
30584	3	1 in each end, 1 in back	3/4"	Gray	24.0"	10	90 lbs.
30589	3	1 in each end, 1 in back	1"	Gray	24.0"	10	90 lbs.
30586	4 	2 in 1 end, 1 in other end, 1 in back	1/2"	Gray	24.0"	10	90 lbs.
30587	4	2 in 1 end, 1 in other end, 1 in back	3/4"	Gray	24.0"	10	90 lbs.

Two Gang Lug Boxes

Suitable for wet locations



- All 2-gang boxes come with detachable lugs, 2 close-up plugs, and self-tapping ground screw.
- 4.5" x 4.5" x 2.0" deep.
- Heavy duty die-cast aluminum, .094" thick, with powder finish.
- For use in all indoor and outdoor damp or wet locations, with all standard FS, outlet, lampholder or splice box covers.
- UL Listed and CSA Approved.
- Comply with Federal Specification AA-50563



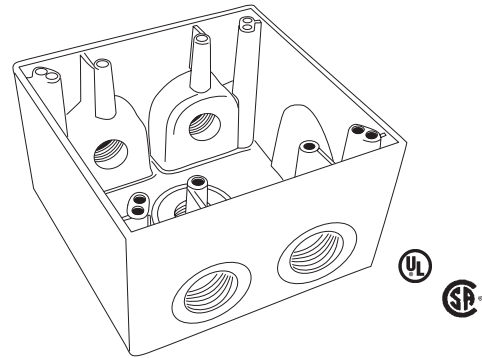
Catalog No.	No. Outlets	Outlets/Location	Hub Size	Color	Cubic Capacity	Carton Quantity	Weight per 100 units
30233	3	1 in each end, 1 in back	½"	Gray	30.5"	10	110 lbs.
30233W	3	1 in each end, 1 in back	½"	White	30.5"	10	110 lbs.
30233Z	3	1 in each end, 1 in back	½"	Bronze	30.5"	10	110 lbs.
30236	3	1 in each end, 1 in back	¾"	Gray	30.5"	10	110 lbs.
30236W	3	1 in each end, 1 in back	¾"	White	30.5"	10	110 lbs.
30236Z	3	1 in each end, 1 in back	¾"	Bronze	30.5"	10	110 lbs.
30267	3	1 in each end, 1 in back	1"	Gray	30.5"	10	110 lbs.
30239	4	2 in one end, 1 in other end, 1 in back	½"	Gray	30.5"	10	110 lbs.
30242	4	2 in one end, 1 in other end, 1 in back	¾"	Gray	30.5"	10	110 lbs.
30245	5	2 in each end, 1 in back	½"	Gray	30.5"	10	110 lbs.
30248	5	2 in each end, 1 in back	¾"	Gray	30.5"	10	110 lbs.
30251	5	1 in each end, 1 in each side, 1 in back	½"	Gray	30.5"	10	110 lbs.
30254	5	1 in each end, 1 in each side, 1 in back	¾"	Gray	30.5"	10	110 lbs.
30270	5	1 in each end, 1 in each side, 1 in back	1"	Gray	30.5"	10	110 lbs.
30257	6	2 in one end, 1 in other end, 1 in each side, 1 in back	½"	Gray	30.5"	10	110 lbs.
30260	6	2 in one end, 1 in other end, 1 in each side, 1 in back	¾"	Gray	30.5"	10	110 lbs.
30263	7	2 in each end, 1 in each side, 1 in back	½"	Gray	30.5"	10	110 lbs.
30266	7	2 in each end, 1 in each side, 1 in back	¾"	Gray	30.5"	10	110 lbs.
30269	7	3 in each end, 1 in back	½"	Gray	30.5"	10	110 lbs.
30272	7	3 in each end, 1 in back	¾"	Gray	30.5"	10	110 lbs.

Two Gang Deep Boxes

Suitable for wet locations



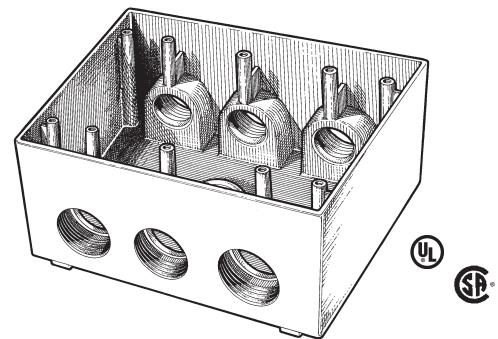
- All 2-gang boxes come with detachable lugs, 2 close-up plugs, and self-tapping ground screw.
- 4.5" x 4.5" x 2.625" deep.
- Heavy duty die-cast aluminum, .094" thick, with powder finish.
- UL Listed and CSA Approved.



Catalog No.	No. Outlets	Outlets/Location	Hub Size	Color	Cubic Capacity	Carton Quantity	Weight per 100 units
30593	5	2 in each end, 1 in back	1/2"	Gray	37.3"	10	130 lbs.
30595	5	2 in each end, 1 in back	3/4"	Gray	37.3"	10	130 lbs.
30596	5	2 in each end, 1 in back	1"	Gray	37.3"	10	130 lbs.
30597	7	2 in each end, 1 in each side, 1 in back	1/2"	Gray	37.3"	10	130 lbs.
30598	7	2 in each end, 1 in each side, 1 in back	3/4"	Gray	37.3"	10	130 lbs.
30599	7	2 in each end, 1 in each side, 1 in back	1"	Gray	37.3"	10	130 lbs.

THREE GANG BOXES SUITABLE FOR WET LOCATIONS

- All 3-gang boxes come with detachable lugs, 2 close-up plugs, and self-tapping ground screw.
- 4.5" x 6.375" x 2.625" deep.
- Heavy duty die-cast aluminum, .094" thick, with powder finish.
- For use in all indoor and outdoor damp and wet locations, with all standard FS, outlet, or splice box covers.
- UL Listed and CSA Approved; meet all applicable Federal specifications.



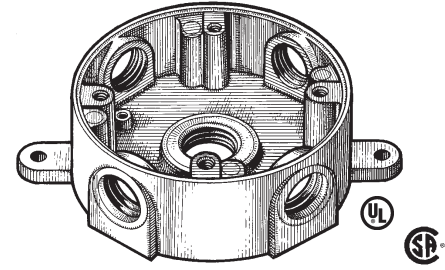
Catalog No.	No. Outlets	Outlets/Location	Hub Size	Color	Cubic Capacity	Carton Quantity	Weight per 100 units
30601	7	3 in each end, 1 in back	3/4"	Gray	59.8"	10	150 lbs.
30603	7	3 in each end, 1 in back	1"	Gray	59.8"	10	150 lbs.







4" Round Boxes and Extensions

Suitable for wet locations



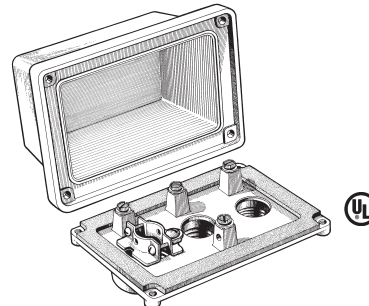
- Boxes and extensions 1-1/2" deep.
- All round boxes have 5 outlets; extensions have 4.
- Heavy duty die-cast aluminum with powder finish.
- Boxes supplied with 4 close-up plugs and #10 green ground screw.
- Extensions supplied with gasket, 4 close-up plugs, 2 stainless steel mounting screws, and #10 green ground screw.
- UL Listed and CSA Approved; meet all Federal specifications.



Catalog No.	Outlet Locations	Hub Size	Color	Cubic Capacity	Box only or w/Gasket & Cover	Carton Quantity	Weight per 100 units
30316	 4 in sides and 1 in back	1/2"	Gray	15.3"	Box	10	70 lbs.
30316B	 4 in sides and 1 in back	1/2"	Black	15.3"	Box	10	70 lbs.
30316W	4 in sides and 1 in back	1/2"	White	15.3"	Box	10	70 lbs.
30316Z	4 in sides and 1 in back	1/2"	Bronze	15.3"	Box	10	70 lbs.
30318	4 in sides and 1 in back	1/2"	Gray	15.3"	With gasket & cover	10	80 lbs.
30318W	4 in sides and 1 in back	1/2"	White	15.3"	With gasket & cover	10	80 lbs.
30318Z	4 in sides and 1 in back	1/2"	Bronze	15.3"	With gasket & cover	10	80 lbs.
30326	 4 in sides and 1 in back	3/4"	Gray	15.3"	Box	10	70 lbs.
30326W	 4 in sides and 1 in back	3/4"	White	15.3"	Box	10	70 lbs.
30326Z	4 in sides and 1 in back	3/4"	Bronze	15.3"	Box	10	70 lbs.
30328	4 in sides and 1 in back	3/4"	Gray	15.3"	With gasket & cover	10	84 lbs.
30328W	4 in sides and 1 in back	3/4"	White	15.3"	With gasket & cover	10	84 lbs.
30328Z	4 in sides and 1 in back	3/4"	Bronze	15.3"	With gasket & cover	10	84 lbs.
30333		1/2"	Gray	15.3"	Box extension	10	60 lbs
30335		3/4"	Gray	15.3"	Box extension	10	60 lbs.

SWIMMING POOL JUNCTION BOXES

- UL Listed; meet NEC Article 680 requirements.
- Solid brass base and specially formulated gasket.
- Lexan 503® nonconductive, watertight cover, UV-stabilized.
- Bonding wire pressure connector on one grounding post complies with Article 110-14(a) of the 1978 NEC.
- Four grounding posts (green screws).
- Continuous sealing ridge keeps interior dry.
- Four brass mounting screws; hardware included.



Catalog No.	No./Hub Sizes	Cubic Capacity	Carton Quantity	Weight per 100 units
30385	3 - 1/2" hubs	22.0"	12	155 lbs.
30387	2 - 3/4" hubs, 1 - 1" hub	22.0"	12	155 lbs.
30389	3 - 3/4" hubs	22.0"	12	155 lbs.

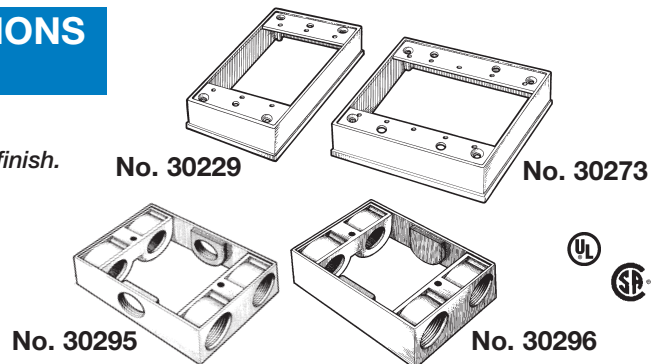
Box Extensions

Suitable for wet locations



ONE AND TWO GANG BOX EXTENSIONS SUITABLE FOR WET LOCATIONS

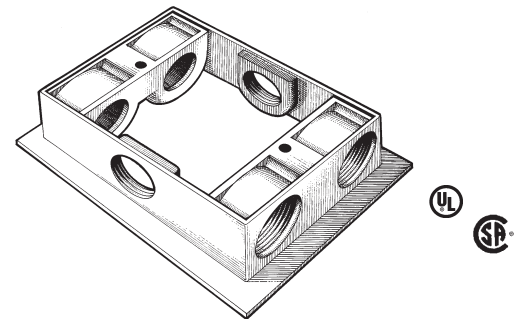
- Fit all universal-type weatherproof boxes.
- Heavy duty die-cast aluminum, .094" thick, with powder finish.
- UL Listed and CSA Approved; meet all applicable Federal specifications.
- Gasket and mounting screws included.



Catalog No.	No. of Gangs	Dimensions	Outlets	Cubic Capacity	Carton Quantity	Weight per 100 units
30229	1	2.75" x 4.5" x 1.0"	None	9.3"	25	28 lbs.
30273	2	4.5" x 4.5" x 1.0"	None	16.3"	10	50 lbs.
30230	1	2.75" x 4.5" x 1.25"	Four ½" outlets, 2 in each end	9.5"	25	62 lbs.
30287	1	2.75" x 4.5" x 1.25"	Four ¾" outlets, 2 in each end	9.5"	25	62 lbs.
30295	1	2.75" x 4.5" x 1.25"	Six ½" outlets, 2 in each end and 1 in each side	9.5"	25	62 lbs.
30296	1	2.75" x 4.5" x 1.25"	Six ¾" outlets, 2 in each end and 1 in each side	9.5"	25	62 lbs.

FLANGED STYLE TAKEOFF EXTENSIONS SUITABLE FOR WET LOCATIONS

- Provide an additional 10 cubic inches.
- Allow take-off in up to four directions for lighting, outlets, or switches.
- Heavy duty die-cast aluminum with powder finish.
- 2 close-up plugs, gaskets, and mounting screws included.
- UL Listed and CSA Approved.



Catalog No.	No. of Outlets	Cubic Capacity	Carton Quantity	Weight per 100 units
30274	Four ½" outlets, 2 each end	10"	10	70 lbs.
30288	Four ¾" outlets, 2 each end	10"	10	70 lbs.
30275	Six ½" outlets, 2 each end and 1 each side	10"	10	70 lbs.
30289	Six ¾" outlets, 2 each end and 1 each side	10"	10	70 lbs.

7-In-1 WeatherSafe In-Use Covers

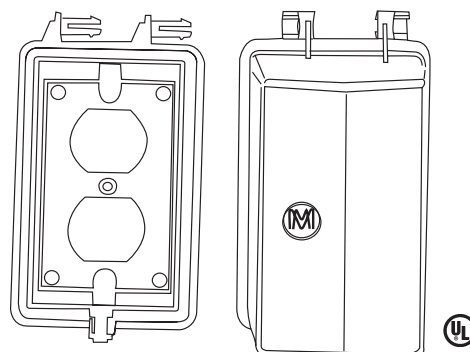
7 Configurations from 3 Base Plates

Suitable for wet locations

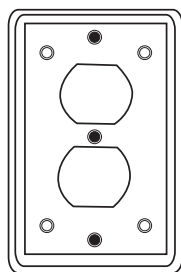


IN-USE COVERS

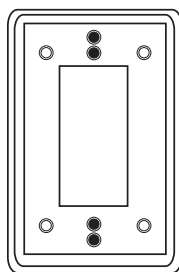
- Three base plates for multiple applications.
- Easy to install—just screw in plate and snap on cover.
- No confusing inserts to assemble.
- Rugged Lexan® cover and base plate offer maximum durability.
- Clear cover with lockable hasp.
- Include gasket and mounting hardware.
- FS or flush mounting.
- Units with a 3½" deep lid will accommodate up to a 12-3 cord.
- NEMA 3R rated. UL Listed.
- Meet National Electric Code 406.8 (B) for wet locations.
- In point-of-purchase packaging for self-merchandising.
- For extra covers sold separately, please see page B31.



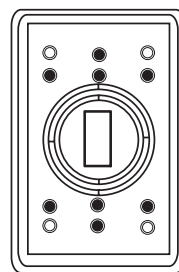
Catalog No.	Cover	Depth	Style	Size	Configurations	Carton Quantity	Weight per 100 Units
30919	Deep	3½"	Horizontal	1-gang	duplex, GFI, toggle and (4) round device openings*	10	52 lbs.
30920	Deep	3½"	Vertical	1-gang	duplex, GFI, toggle and (4) round device openings*	10	52 lbs.
30921	Shallow	2½"	Horizontal	1-gang	duplex, GFI, toggle and (4) round device openings*	10	46 lbs.
30922	Shallow	2½"	Vertical	1-gang	duplex, GFI, toggle and (4) round device openings*	10	46 lbs.
30940	Shallow	2¼"	Vertical	2-gang	duplex, GFI, toggle and (2) round device openings. 70 configurations from 6 inserts.	10	52 lbs.



Duplex



GFI



Toggle, 1-3/8", 1-5/8", 1-3/4" & 2-1/4" single receptacle openings

Custom applications are available. Consult factory.
Lexan® is a registered trademark of the General Electric Company.

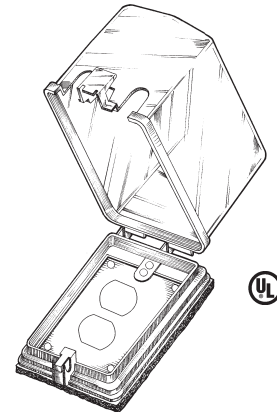
*Note: Opening diameters for (4) round device openings are 1.409", 1.630", 1.810" and 2.513".

1 Gang WeatherSafe In-Use Covers For Single Applications Suitable for wet locations



IN-USE COVERS

- Easy to install—just screw in plate and snap-on cover.
- No confusing inserts to assemble
- Rugged Lexan® cover and base plate offer maximum durability.
- Clear cover with lockable hasp.
- Includes gasket and mounting hardware.
- FS or flush mounting.
- Units with a 3½" deep lid will accommodate up to a 12-3 cord.
- NEMA 3R rated; UL Listed.
- Meet National Electric Code 406.8 (B) for wet locations.

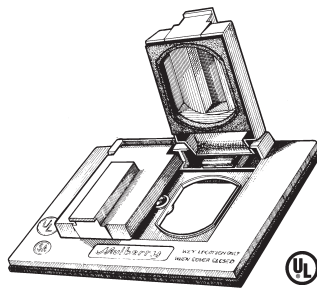


Catalog No.	Cover	Depth	Style	Configurations	Carton Quantity	Weight per 100 Units
30900	Deep	3½"	Horizontal	Duplex	10	44 lbs.
30902	Deep	3½"	Vertical	Duplex	10	44 lbs.
30904	Deep	3½"	Horizontal	GFI	10	44 lbs.
30906	Deep	3½"	Vertical	GFI	10	44 lbs.
30908	Deep	3½"	Horizontal	Single receptacle (1.405")	10	44 lbs.
30910	Deep	3½"	Vertical	Single receptacle (1.405")	10	44 lbs.
30912	Deep	3½"	Horizontal	Twist lock receptacle (1.625")	10	44 lbs.
30914	Deep	3½"	Vertical	Twist lock receptacle (1.625")	10	44 lbs.
30915	Deep	3½"	Horizontal	Blank	10	44 lbs.
30916	Deep	3½"	Vertical	Blank	10	44 lbs.
30917	Deep	3½"	Horizontal	Custom opening	10	44 lbs.
30918	Deep	3½"	Vertical	Custom opening	10	44 lbs.
30923	Shallow	2½"	Vertical	Duplex	10	44 lbs.
30924	Shallow	2½"	Vertical	GFI	10	44 lbs.
30925	Shallow	2½"	Vertical	Single receptacle (1.405")	10	44 lbs.
30926	Shallow	2½"	Vertical	Twist lock receptacle (1.625")	10	44 lbs.
30927	Shallow	2½"	Vertical	Custom opening	10	44 lbs.
30929	Shallow	2½"	Horizontal	Duplex	10	44 lbs.
30930	Shallow	2½"	Horizontal	GFI	10	44 lbs.
30931	Shallow	2½"	Horizontal	Single receptacle (1.405")	10	44 lbs.
30932	Shallow	2½"	Horizontal	Twist lock receptacle (1.625")	10	44 lbs.
30933	Shallow	2½"	Horizontal	Custom opening	10	44 lbs.

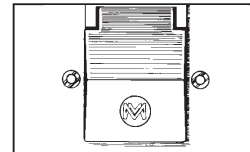
Note: Custom applications are available. Consult factory.

Lexan® is a registered trademark of the General Electric Company.


- Heavy duty die-cast zinc.
- 1/8" thick gasket.
- UL Listed and CSA Approved.
- Duplex covers accept all standard duplex receptacles and combination devices; single receptacle covers accept all standard single receptacles and switches.



No. 30501



No. 30505



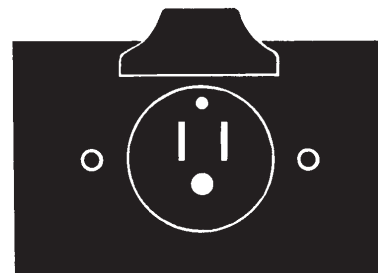
No. 30509

Catalog No.	Single Rcpt.	Vertical	Color	Carton Quantity	Weight Per 100 units
30501	Duplex	Horizontal	Gray	25	40 lbs.
30501U	Duplex	Horizontal	Natural Cast	25	40 lbs.
30501W	Duplex	Horizontal	White	25	40 lbs.
30501Z	Duplex	Horizontal	Bronze	25	40 lbs.
30505	1.405" Single	Horizontal	Gray	25	30 lbs.
30505W	1.405" Single	Horizontal	White	25	30 lbs.
30505Z	1.405" Single	Horizontal	Bronze	25	30 lbs.
30507	1.620"	Horizontal	Gray	25	30 lbs.
30509	1.405" Single	Vertical	Gray	25	30 lbs.
30509W	1.405" Single	Vertical	White	25	30 lbs.
30509Z	1.405" Single	Vertical	Bronze	25	30 lbs.

MOTOR BASE RECEPTACLE AND SELF-CLOSING COVER FOR MOBILE HOMES

Horizontal self-closing cover No. 30507 with 2-screw mounting.
Comes with receptacle rated at 15A-125V;
with male device 30-wire U ground parallel blades.

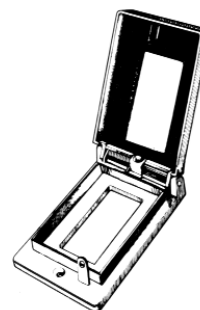
Catalog No. **30513**
25 units per carton
45 lbs. per 100 units.















Vertical Self-Closing Covers With lock hasps



- Heavy duty die-cast aluminum, .094" thick, with powder finish.
- Stainless steel springs, screws, and shaft.
- Durable heavy-duty gasket.
- UL Listed and CSA Approved; meet all Federal specifications.
- Lock hasp diameter 3/4".
- Specials available upon request (for 1-gang special, please use item #30560)



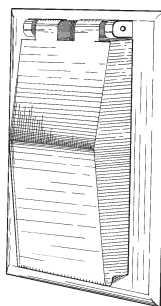
Catalog No.	Opening/Description	Mounting	Carton Quantity	Weight per 100 units
30522	 All duplex receptacles and combination devices	Standard	25	48 lbs.
30523	 All duplex receptacles and combination devices	4-screw (FS)	25	48 lbs.
30525	 Standard single receptacles (1.405" diam.)	Standard	25	48 lbs.
30526	 Standard single receptacles (1.405" diam.)	4-screw (FS)	25	48 lbs.
30528	 20A and 30A TL receptacles (1.625" diam.)	Standard	25	48 lbs.
30529	 20A and 30A TL receptacles (1.625" diam.)	4-screw (FS)	25	48 lbs.
30531	 30A 3- and 4-wire TL receptacles (1.75" diam.)	Standard	25	48 lbs.
30532	 30A 3- and 4-wire TL receptacles (1.75" diam.)	4-screw (FS)	25	48 lbs.
30534	 30A and 50A range/dryer receptacles (2.125" diam.)	Standard	25	48 lbs.
30535	 30A and 50A range/dryer receptacles (2.125" diam.)	4-screw (FS)	25	48 lbs.
30537	 GFI receptacles	Standard	25	48 lbs.
30538	 GFI receptacles	4-screw (FS)	25	48 lbs.

COVERS

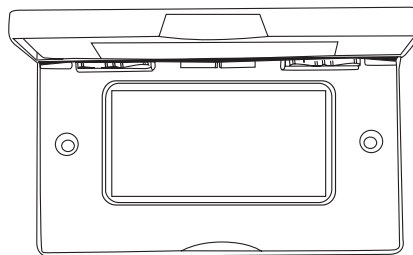
Self-Closing Residential Grade Device Covers



- Solid aluminum plate.
- Heavy die-cast lid with powder finish.
- Stainless steel screws.
- Durable heavy-duty gasket.
- For standard box mounting.
- UL Listed and CSA Approved.















Nos. 30550-30554



No. 30451



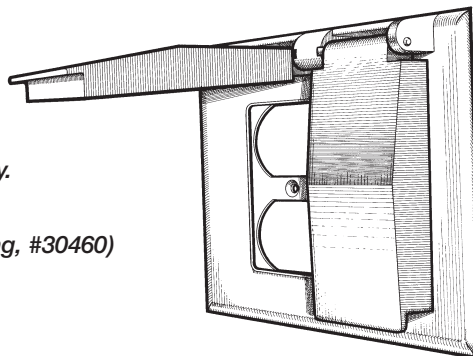
COVERS

Catalog No.	Opening	Horizontal/ Vertical	Color	Carton Quantity	Weight per 100 units
30451	 GFI receptacles	Horizontal	Gray	25	44 lbs.
30451W	 GFI receptacles	Horizontal	White	25	44 lbs.
30451Z	 GFI receptacles	Horizontal	Bronze	25	44 lbs.
30550	 All duplex receptacles and combination devices	Vertical	Gray	25	36 lbs.
30550W	 All duplex receptacles and combination devices	Vertical	White	25	36 lbs.
30550Z	 All duplex receptacles and combination devices	Vertical	Bronze	25	36 lbs.
30552	 Standard single receptacles (1.405" diam.)	Vertical	Gray	25	36 lbs.
30552W	 Standard single receptacles (1.405" diam.)	Vertical	White	25	36 lbs.
30552Z	 Standard single receptacles (1.405" diam.)	Vertical	Bronze	25	36 lbs.
30554	 GFI receptacles	Vertical	Gray	25	36 lbs.
30554W	 GFI receptacles	Vertical	White	25	36 lbs.
30554Z	 GFI receptacles	Vertical	Bronze	25	36 lbs.

Self-Closing 2 and 3 Gang Device Covers



- Solid aluminum plate.
- Heavy duty die-cast lid with powder finish.
- Stainless steel screws.
- Durable heavy duty universal gasket.
- The broadest selection of combinations in the industry.
- Specials available upon request
(for 2-gang special, please use item #30450; for 3-gang, #30460)
- Cover only unless otherwise specified.
- UL Listed and CSA Approved.



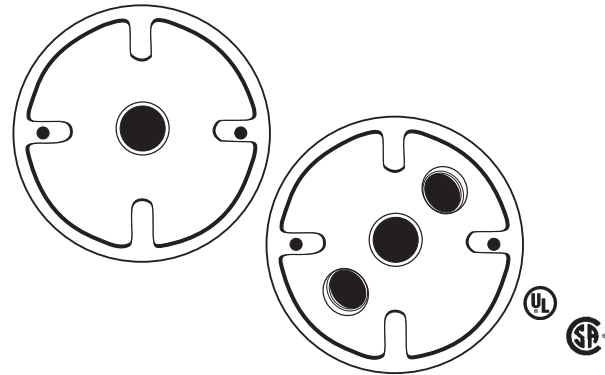
Catalog No.	Opening/Description	Carton Quantity	Weight Per 100 units
30458	2 gang duplex: for all duplex receptacles and combination devices	10	70 lbs.
30461	2 gang single receptacle: for all 1.405" singles and toggle switches	10	70 lbs.
30452	2 gang GFI: for all block-style GFI and duplex receptacles	10	70 lbs.
30426	2 gang blank/toggle: one side blank, 1 for toggle	10	50 lbs.
30427	2 gang blank/duplex: one side blank, 1 for duplex receptacle	10	50 lbs.
30428	2 gang blank/single receptacle: 1 side blank, 1 for 1.405" single	10	50 lbs.
30429	2 gang blank/GFI: 1 side blank, 1 for GFI receptacle	10	50 lbs.
30468	2 gang duplex/single: for duplex, and single receptacle or switch	10	70 lbs.
30472	2 gang duplex/GFI: for duplex, and block-style GFI or duplex	10	70 lbs.
30470	2 gang single/GFI: for single receptacle, and block-style GFI or duplex	10	70 lbs.
30457	2 gang switch/GFI: for toggle switch, and block-style GFI or duplex	10	70 lbs.
30456	2 gang toggle/duplex: for switch, and duplex. Mounting hardware included	10	80 lbs.
30455	2 gang toggle/duplex: for single pole switch and duplex Switch (rating 5A-250V, 10A-125V) and receptacle (15A-125V) included	10	80 lbs.
30495	2 gang toggle/single: for switch, and pilot light. Mounting hardware included and red jewel installed	10	80 lbs.
30464	3 gang duplex: for all duplex receptacles and combination devices	10	100 lbs.
30465	3 gang single receptacle: for all 1.405" singles and toggle switches	10	110 lbs.
30473	3 gang GFI: for all block-style GFI and duplex receptacles	10	110 lbs.
30466	3 gang 2 duplex/single: for 2 duplexes, and single receptacle or switch	10	100 lbs.
30467	3 gang duplex/2 single: for duplex, and 2 single receptacles or switches	10	110 lbs.
30475	3 gang 2 single/GFI: for 2 singles or switches, and 1 block-style receptacle	10	100 lbs.
30477	3 gang single/2 GFI: for single or switch, and 2 block-style receptacles	10	100 lbs.
30479	3 gang 2 toggle/duplex: for 2 switches, and one duplex receptacle. Mounting hardware included	10	80 lbs.

4" Round Covers



Suitable for wet locations



- Heavy duty die-cast zinc with powder finish.
- Blank cover is stamped aluminum.
- Die-cast 1-3 hole covers are UL Listed and CSA Approved; meet all Federal specifications.
- Round covers supplied with gasket and stainless steel mounting screws.
- 3-hole cover includes 1 close-up plug.



COVERS

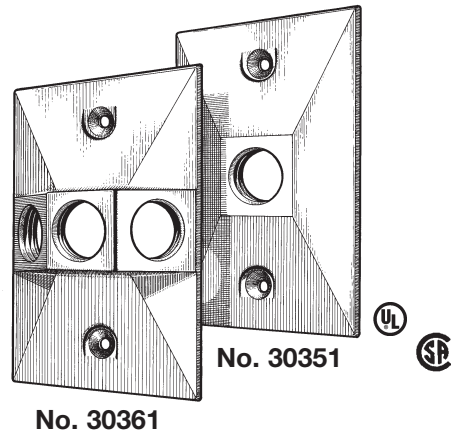
Catalog No.	Outlets	Color	Carton Quantity	Weight per 100 units
30367	 One ½" tapped hole	Gray	25	36 lbs.
30367B	 One ½" tapped hole	Black	25	36 lbs.
30367W	 One ½" tapped hole	White	25	36 lbs.
30367Z	 One ½" tapped hole	Bronze	25	36 lbs.
30372	 Two ½" tapped holes	Gray	25	32 lbs.
30372B	 Two ½" tapped holes	Black	25	32 lbs.
30372W	 Two ½" tapped holes	White	25	32 lbs.
30372Z	 Two ½" tapped holes	Bronze	25	32 lbs.
30377	 Three ½" tapped holes	Gray	25	36 lbs.
30377B	 Three ½" tapped holes	Black	25	36 lbs.
30377W	 Three ½" tapped holes	White	25	36 lbs.
30377Z	 Three ½" tapped holes	Bronze	25	36 lbs.
30381	 Blank cover with gasket	Gray	100	17 lbs.
30381W	 Blank cover with gasket	White	100	17 lbs.
30381Z	 Blank cover with gasket	Bronze	100	17 lbs.

4" Rectangular Covers

Suitable for wet locations



- Heavy duty die-cast zinc with powder finish.
- UL Listed and CSA Approved; meet all Federal specifications.
- Rectangular covers supplied with gasket and stainless steel mounting screws.
- 3-hole cover includes 1 close-up plug.



Catalog No.	Outlets	Color	Carton Quantity	Weight per 100 units
30351	One ½" tapped hole	Gray	25	28 lbs.
30351B	One ½" tapped hole	Black	25	28 lbs.
30351W	One ½" tapped hole	White	25	28 lbs.
30351Z	One ½" tapped hole	Bronze	25	28 lbs.
30356	Two ½" tapped holes	Gray	25	32 lbs.
30356B	Two ½" tapped holes	Black	25	32 lbs.
30356W	Two ½" tapped holes	White	25	32 lbs.
30356Z	Two ½" tapped holes	Bronze	25	32 lbs.
30361	Three ½" tapped holes	Gray	25	32 lbs.
30361B	Three ½" tapped holes	Black	25	32 lbs.
30361W	Three ½" tapped holes	White	25	32 lbs.
30361Z	Three ½" tapped holes	Bronze	25	32 lbs.

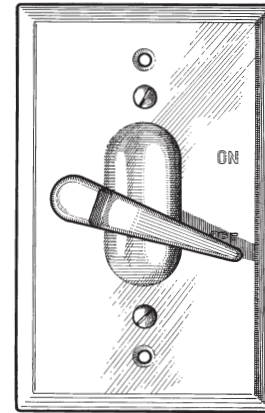
COVERS

Pole Switches and Covers

Suitable for wet locations



- Solid aluminum plate, .040" thick, with powder finish.
- Heavy duty die-cast handles.
- Durable, heavy duty universal gasket.
- Stainless steel screws.
- UL Listed and CSA Approved.
- Plates supplied with single pole switches are embossed ON/OFF.
- Plates supplied with 3-way kits or without switches are blank.
- For replacement switches, please see page B31.



COVERS

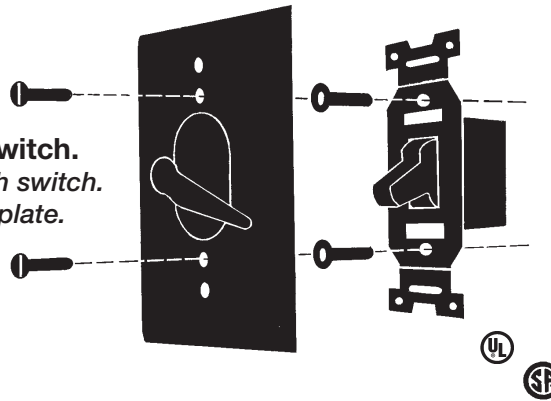
Catalog No.	No. of Gangs	Switches	Mounting	Switch and Cover or cover only	Carton Quantity	Weight per 100 units
30480	1	Single pole switch, 10A-125V, 5A-250V	Standard	Switch and cover	25	40 lbs.
30488	1	For standard toggle switch	Standard	Cover only	25	18 lbs.
30481	1	Single pole switch, 10A-125V, 5A-250V	4-screw (FS)	Switch and cover	25	40 lbs.
30489	1	For standard toggle switch	4-screw (FS)	Cover only	25	18 lbs.
30482	1	Single pole switch, 20A-120/277VAC	Standard	Switch and cover	25	32 lbs.
30483	1	Single pole switch, 20A-120/277VAC	4-screw (FS)	Switch and cover	25	32 lbs.
30490	1	Double pole switch, 15A-120VAC	Standard	Switch and cover	25	40 lbs.
30494	1	Double pole switch, 15A-120VAC	4-screw (FS)	Switch and cover	25	40 lbs.
30486	1	Double pole switch, 20A-120/277VAC	Standard	Switch and cover	25	32 lbs.
30487	1	Double pole switch, 20A-120/277VAC	4-screw (FS)	Switch and cover	25	32 lbs.
30484	1	Three-way switch, 6A-125V, 3A-250V	Standard	Switch and cover	25	32 lbs.
30485	1	Three-way switch, 6A-125V, 3A-250V	4-screw (FS)	Switch and cover	25	32 lbs.

Pole Switches and Covers




Suitable for wet locations



These covers can be used with any toggle switch.
All parts, including spacers, are supplied with each switch.
Strap "ears" must be cut off prior to mounting on plate.



COVERS


Catalog No.	No. of Gangs	Switches	Mounting	Switch and Cover or cover only	Carton Quantity	Weight per 100 units
30492	2	2 Single pole switches, 10A-125V, 5A-250V	Standard	Switches and cover	10	50 lbs
30496 	2	For 2 standard toggle switches	Standard	Cover only	10	40 lbs.
30493	2	2 Three-way switches, 6A-125V, 3A-250V	Standard	Switches and cover	10	50 lbs.
30497	3	3 Single pole switches, 10A-125V, 5A-250V	Standard	Switches and cover	10	110 lbs.
30499 	3	For 3 standard toggle switches	Standard	Cover only	20	90 lbs.
30498	3	3 Three-way switches, 6A-125V, 3A-250V	Standard	Switches and cover	10	110 lbs.
30474 	4	4 Single pole switches, 10A-125V, 5A-250V	Standard	Switches and cover	10	150 lbs.
30478	4	For 4 standard toggle switches	Standard	Cover only	10	70 lbs.
30491	5	For 5 standard toggle switches	Please contact factory.			

Blank Covers

Suitable for wet locations



- .040" aluminum with anodized aluminum finish.
- .040" brass with baked aluminum finish.
- Gasket and stainless steel mounting screws included.
- UL Listed and CSA Approved.



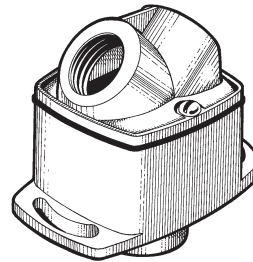
COVERS

Catalog No.	No. of Gangs	Mounting	Material	Color	Carton Quantity	Box Quantity	Weight per 100 units
30278		Standard	.040" Aluminum	Gray	20	200	9 lbs.
30278W		Standard	.040" Aluminum	White	20	200	9 lbs.
30278Z		Standard	.040" Aluminum	Bronze	20	200	9 lbs.
30279		4-screw (FS)	.040" Aluminum	Gray	20	200	9 lbs.
30277		Standard	.040" Brass	Gray	20	200	21 lbs.
30283		Standard	.040" Aluminum	Gray	10	100	15 lbs.
30283W		Standard	.040" Aluminum	White	10	100	15 lbs.
30283Z		Standard	.040" Aluminum	Bronze	10	100	15 lbs.
30282		Standard	.040" Brass	Gray	10	100	33 lbs.
30284		Standard	.040" Aluminum	Gray	5	50	25 lbs.
30286		Standard	.040" Brass	Gray	5	50	40 lbs.

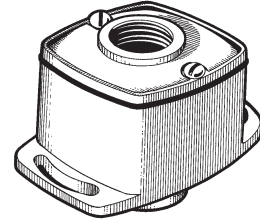
Flange Boxes and Covers



- Cast aluminum.
- 2" square for through-the-wall installation to use interior power supply.
- Mounting hole(s) for one or two lampholders and hub tapped ½" for conduit connection.
- Wood screws, duxseal, and ground screw supplied.
- UL Listed.



No. 30342



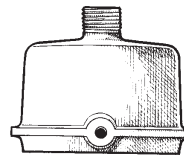
No. 30341



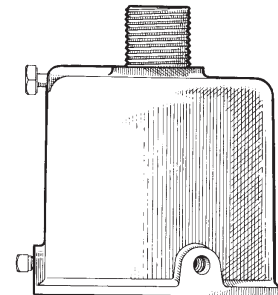
Catalog No.	Description	Carton Quantity	Weight per 100 units
30341	One mounting hole	10	50 lbs.
30342	Two mounting holes	10	50 lbs.

SLIP FITTERS

- Cast aluminum.
- Three set screws included to provide secure fit.
- Cast ½" nipple.
- Weather- and corrosion- resistant.
- UL Listed.



No. 30346



No. 30347



Catalog No.	Description	Carton Quantity	Weight per 100 units
30346	For 1½" - 2" pipe	10	40 lbs.
30347	For 3" pipe	10	120 lbs.

COVERS


Die-Cast Lampholders

Suitable for wet locations



These architecturally styled, heavy duty lampholders will enhance any installation. They combine economy with superior construction for long, trouble-free use.

- Heavy duty die-cast housing.
- Positive locking screw on swivel arm and deeply serrated teeth on swivel assure positive positioning.
- Replaceable porcelain socket.
- Prewired high temperature 6" leads make wiring simple.
- Inside heat resistant gasket.
- Wattage: 75-150 Watt-Par 38 and R-40 lamps.
- ½" NPT threaded arm with locknut.
- Available in 5 finishes.
- Painted finishes are powder coated.
- UL Listed and CSA Approved for wet locations to 90° angle.
- Rated temperature: 105°C.




LAMP HOLDERS

Catalog No.	Color	Carton Quantity	Weight per 100 units
30010	Aluminum	36	44 lbs.
30010B	Black	36	44 lbs.
30010C	Chrome	25	52 lbs.
30010W	White	36	44 lbs.
30010Z	Bronze	36	44 lbs.

LAMP HOLDER WITH EXTERIOR NEOPRENE GASKET

Catalog No.	Color	Carton Quantity	Weight per 100 units
30015	Aluminum	25	50 lbs.
30015B	Black	25	50 lbs.
30015C	Chrome	25	52 lbs.
30015W	White	25	50 lbs.
30015Z	Bronze	25	50 lbs.

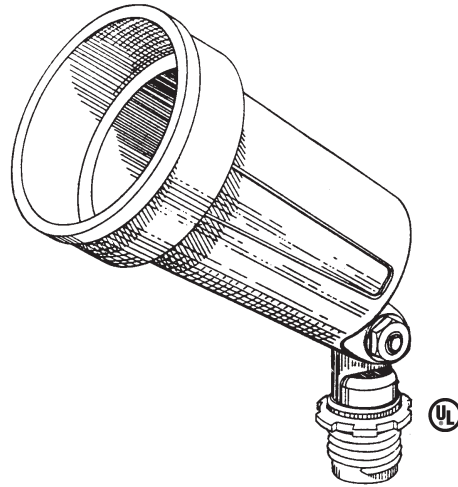


Die-Cast Lampholders - Residential Grade

Suitable for wet locations



- Heavy duty die-cast housing.
- Positive locking screw on swivel arm and deeply serrated teeth on swivel assure positive positioning.
- Replaceable porcelain socket.
- Prewired high temperature 6" leads make wiring simple.
- Inside heat resistant gasket.
- Wattage: 75-150 Watt-Par 38 and R-40 lamps.
- ½" NPT threaded arm with locknut.
- Available in 5 finishes.
- Painted finishes are powder coated.
- UL Listed for wet locations.



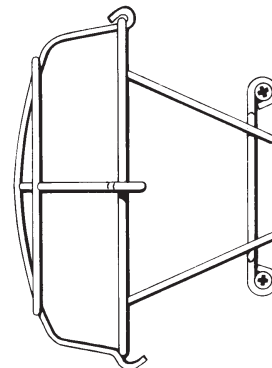
Catalog No.	Color	Carton Quantity	Weight per 100 units
30001	Aluminum	36	39 lbs.
30002	Natural	36	39 lbs.
30001B	Black	36	39 lbs.
30001W	White	36	39 lbs.
30001Z	Bronze	36	39 lbs.

Guard No. **30027** and exterior gasket No. **30698** can be used with this lampholder.

LAMPHOLDER GUARD

Fits catalog numbers **30001**, **30002**, and **30010**.

Catalog No.	Color	Carton Quantity	Weight per 100 units
30027	Chrome	6	62 lbs.




Deluxe Lampholders

Suitable for wet locations



- Die-cast aluminum.
- Glazed porcelain socket with nickel plated copper screw shell.
- Calibrated swivel with serrated locking teeth.
- Weather- and chip- resistant.
- Powder finish.
- Wattage: 75 to 300 watt-par-38 and R-40 lamps.
- 6" lead.
- Quality heat resistant silicone, rubber weatherseal.
- Heat dissipating ribs.
- UL Listed.



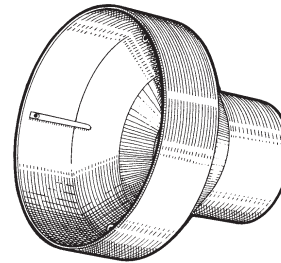
Catalog No.	Color	Carton Quantity	Weight per 100 units
30003	Gray	10	74 lbs.
30003B	Black	10	74 lbs.
30003W	White	10	74 lbs.
30003Z	Bronze	10	74 lbs.

CON-O-SHADE™

The perfect way to enhance and protect floodlighting economically.

Con-O-Shade™ converts the standard Mulberry #30010 lampholder, upgrading new and existing installations and providing a shield for lamp protection.

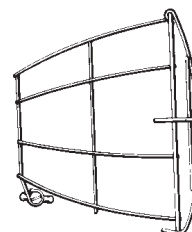
- Heavy die-cast aluminum.
- Powder finish.
- For use with Par 30 bulb.
- Install on #30010 lampholder easily with just a ¼ turn –no screws, bolts, or extra parts.



Catalog No.	Color	Carton Quantity	Weight per 100 units
30050	Gray	6	95 lbs.
30050B	Black	6	95 lbs.
30050W	White	6	95 lbs.
30050Z	Bronze	6	95 lbs.

DELUXE WIRE GUARD

- Wire protective guard for Deluxe Lampholder (#30003) only.
- Corrosion resistant, cadmium plated.



Catalog No.	Color	Carton Quantity	Weight per 100 units
30020	Chrome	6	60 lbs.

Floodlighting Kits

Suitable for wet locations

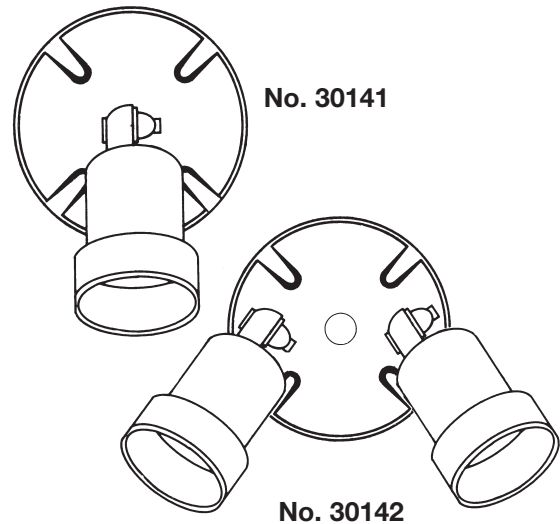


30141: one 30001 lampholder and one round 30367 cover with one hole.
 30142: two 30001 lampholders and one round 30377 cover with three holes.

- Baked powder finish.
- Prewired for convenience and ease of assembly.
- All necessary gaskets and mounting hardware supplied.
- All units packed in polybag with display header.

Catalog No.	Color	Carton Quantity	Weight per 100 units
30141	Gray	10	80 lbs.
30141B	Black	10	80 lbs.
30141W	White	10	80 lbs.
30141Z	Bronze	10	80 lbs.
30142	Gray	10	120 lbs.
30142B	Black	10	120 lbs.
30142W	White	10	120 lbs.
30142Z	Bronze	10	120 lbs.

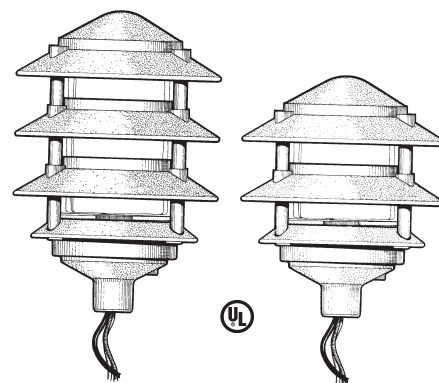
For replacement parts, please see page B32.



GARDEN LIGHTS

Attractive weatherproof garden lights provide low-level lighting for pathways, terraces, stairways, low plantings, and gardens. They enhance landscaping, as well as provide safety and security. Their high-quality components, die-cast construction, and UV-resistant powder finish assure years of trouble-free service.

- UL Listed for wet locations.
- Fully assembled, wired and ready to install.
- ½" NPT hub for ½" conduit mount.
- 3-wire 20" leads.
- Porcelain socket.
- Heavy duty die-cast housing.
- Gasketed, vapor-tight, heat-resistant clear glass globe.
- UV-resistant baked powder polyester textured finish.



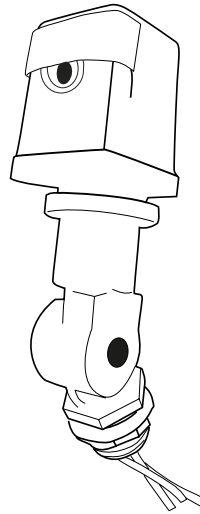
Catalog No.	No. of Tiers	Color	Dimensions	Maximum Wattage	Carton Quantity	Weight per 100 units
30113	3	Green	7" H, 6" diam.	75	6	300 lbs.
30113B	3	Black	7" H, 6" diam.	75	6	300 lbs.
30114	4	Green	9" H, 6" diam.	100	6	375 lbs.
30114B	4	Black	9" H, 6" diam.	100	6	375 lbs.

LIGHTING

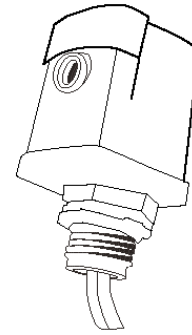
Direct Wire-in Photo Controls With Fixed or Swivel Mounting Suitable for wet locations



- High impact polycarbonate housing.
- Turn on between 1 and 5 foot candles.
- Turn on / turn off ratio: 1 to 3.
- Single-pole, single-throw switching.
- Minimum time delay: 15 seconds.
- Contact position at night normally closed.
- External slide clip allows light level adjustment.
- With ½" -14 threaded stem. Fits ½" knockout.
- With 6" color-coded lead wire.
- Temperature range: -40°F (-40°C) to 158°F (70°C).



Swivel Mount No. 30826
Fixed Mount
(Nos. 30825, 30830, 30832, & 30847)



Durable Construction

Durable polycarbonate housing with ½" threaded stem easily mounts to a standard weatherproof box with a ½" outlet. Ideal for wall packs and other types of security and area lighting. All controls come with locknut, rubber gasket and easy-to-read instructions.

Positive Snap Action Switch

A dependable bi-metal switch provides positive on/off switching. Built-in time delay prevents accidental turn off that may result from stray automobile headlights, lightning flashes or any momentary brightness. Switch contacts are normally closed and, should they fail, remain in an ON position.

Catalog No.	Voltage	Watts Tungsten	Amps Tungsten	Watts Ballast	Amps Ballast	Carton Quantity	Weight per 100 units
30825	120	1800	15	1000	8.3	10	15 lbs.
30830	208-277	3100-4150	15	1700-2300	8.3	10	15 lbs.
30832	480	7200	15	4000	8.3	10	15 lbs
30847	120	3000	25	3000	25	10	15 lbs
30826	120	1800	15	1000	8.3	10	22 lbs.

All of the above items are both UL Listed and CSA Approved, except Catalog Nos. 30847 and 30832.

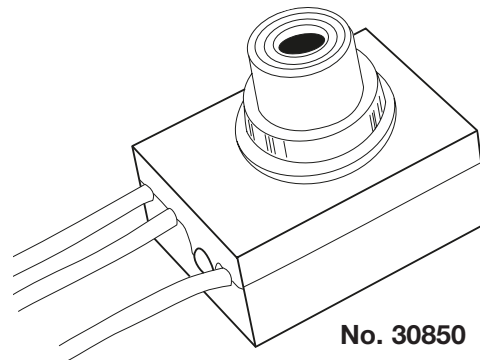
NOTE: See Basic Wiring Diagram on the following page.

Direct Wire-in Photo Controls - "Button" Type

Suitable for wet locations



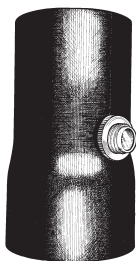
- Threaded stem, 3/4" in length, with a 3/8"-18 thread.
- Turn on between 1 and 5 foot candles.
- Turn on / turn off ratio: 1 to 3.
- Single-pole, single-throw switching.
- Built-in time delay prevents any false switching at night due to any momentary flashes of light.
- Contact position at night normally closed.
- With 6" color-coded lead wire.
- Temperature range: -40°F (-40°C) to 158°F (70°C).




Durable, Weatherproof Construction

Durable polycarbonate housing is weatherproof and corrosion resistant. The polycarbonate case and lens are sonically welded in place to seal out moisture.

Ideal for wall packs and post lamps. All units come with locknut, rubber gasket and easy-to-read instructions.



With Post Collar
No. 30858




With Anodized Aluminum Wall Plate & Gasket
No. 30855

Catalog No.	Voltage	Watts Tungsten	Amps Tungsten	Watts Ballast	Amps Ballast	Carton Quantity	Weight per 100 units
30850*	120	1800	15	1000	8.3	10	20 lbs.
30853*	208-277	3100-4100	15	1700-2300	8.3	10	20 lbs.
30855*	120	1800	15	1000	8.3	10	30 lbs
30858	120	1800	15	1000	8.3	10	60 lbs

*UL Recognized and CSA Approved.

Basic Wiring Diagram

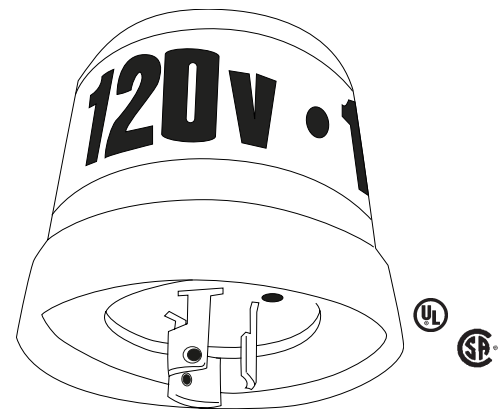


Locking-Type Photo Controls

Suitable for wet locations



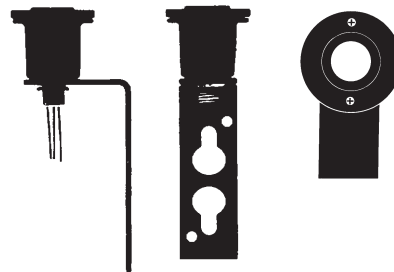
- UV-stabilized polycarbonate housing is translucent, with color-coded band for voltage identification.
- Meet NEMA standards for locking-type devices.
- With solid brass plug blades to provide greater electrical dependability and maximum resistance to corrosion.
- Minimum turn on: 5 foot candles; maximum turn off: 15 foot candles.
- With ½" cadmium sulfide cell.
- Built-in time delay prevents any false switching at night due to light from vehicles, lightning, etc.
- Normally closed contact position at night.
- Temperature range: -40°F (-40°C) to 158°F (70°C).
- Dimensions: 2¾" high, 3" in diameter.



No. 30834

MOUNTING BRACKET

- Receptacle for locking-type photo control.
- Locking-type receptacle comes with an aluminum angle bracket for wood pole or wall mounting.
- With three 14 AWG 18" color-coded lead wire. Receptacle has a ½" threaded stem.
- Rated for 15 amps at 120 volts, 10 amps at 240 volts and 5 amps at 480 volts.



Catalog No.	Voltage	Watts Tungsten	VA Ballast	Carton Quantity	Weight per 100 units
30834	120	1000	1000VA	10	20 lbs.
30837**	208-277	1700-2300	1700-2300VA	10	20 lbs.
30842**	480	1000	4000VA	10	20 lbs.
30844	120-277	1000-2300	1000-2300VA	10	20 lbs.
30862	(mounting bracket)			12	67 lbs.
30846*	(shorting cap)			10	20 lbs

* Shorting cap keeps lights on at all times unless turned off from a remote location.

**UL Listed only.

Direct Wire-in Photo Controls Pencil Type -- Swivel Mount Suitable for wet locations



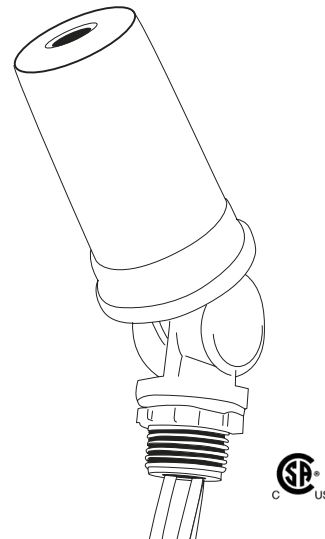
- High impact polycarbonate enclosure.
- Swivel adjustable 180°.
- Single-pole single-throw switching.
- Standard turn on at 1 foot candle.

Durable Polycarbonate Construction Suitable For Wet Locations

Polycarbonate housing is weatherproof and corrosion resistant. 180 degree swivel with end light sensing allows almost any outdoor installation.

Photocell

½" cadmium sulfide cell is calibrated to turn outdoor lighting on at 1 foot candle (dusk) and off at 3 foot candles (dawn). Both cell and protective window are UV-stabilized to assure greater cell life.



Positive Snap Action Switch

A dependable bi-metal switch provides positive on/off switching. Built-in time delay prevents accidental turn off that may result from stray automobile headlights, lightning flashes or any momentary brightness. Switch contacts are normally closed and, should they fail, remain in an ON position.

Temperature Range

Operating ambient temperature range between -40°F (-40°C) and 158°F (70°C).

Catalog No.	Voltage	Watts Tungsten	Amps Tungsten	Watts Ballast	Amps Ballast	Carton Quantity	Weight per 100 units
30820	120	1800	15	1000	8.3	10	22 lbs.
30821*	208-277	2000	16.7	1800	15	10	22 lbs.

*Not certified. **Note:** CSA International (cCSAus) tests to applicable U.S. and Canadian standards including ANSI, UL and CSA.

Guarantee—All Photo Controls

All photo controls sold by Mulberry, except our locking-type models, are guaranteed against defects in parts or manufacture for five (5) years from the date of shipment. Locking-type controls (30834, 30837, 30842 and 30844) are guaranteed for three (3) years. It is understood that the voltage and/or wattage rating of the unit have not been exceeded, and that the unit has undergone no physical abuse.

Mulberry cannot assume responsibility for units damaged by voltage surges or lightning. Defective units will be

or replaced under the Guarantee if returned to factory with shipping charges both ways paid by customer.

All Direct Wire-in Photo Controls that are returned must have a minimum of 6" leads for testing.

The foregoing defines Mulberry's sole liability, and in no event shall Mulberry be responsible for labor charges arising from the changing of defective photo controls or parts or, except as herein provided, for any damage, consequential or otherwise, of any nature whatsoever.

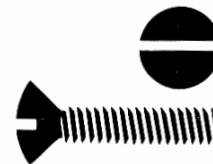
DIE-CAST ZINC CLOSURE PLUGS

Catalog No.	Description	Color
30290	1/2" closure plug	Gray
30290W	1/2" closure plug	White
30290Z	1/2" closure plug	Bronze
30292	3/4" closure plug	Gray
30292W	3/4" closure plug	White
30292Z	3/4" closure plug	Bronze
30294	1" closure plug	Gray
30294W	1" closure plug	White
30294Z	1" closure plug	Bronze




STAINLESS STEEL SCREWS

Catalog No.	Description	Length
40225	Oval head, slotted 6 x 32 thread	1/2"
40235	Oval head, slotted 6 x 32 thread	1"
40245	Oval head, slotted 6 x 32 thread	1 1/2"
40255	Oval head, slotted 6 x 32 thread	2"



TAMPERPROOF SCREWS

Catalog No.	Description	Length
40261	Chrome plated brass, spanner oval head, 6 x 32 thread	1/2"
40304	Chrome plated brass, spanner oval head, 6 x 32 thread	1"
40271	Chrome plated brass, spanner oval head, 6 x 32 thread	1 1/2"
40276	Chrome plated brass, spanner oval head, 6 x 32 thread	2"



SPECIAL SCREWDRIVER

Catalog No.	Description
40299	For spanner head tamperproof screws.



GROUND SCREWS

Catalog No.	Description	Length
40319	Green plated 10-32 self tapping	3/4"
40320	Green plated 10-32 regular	3/4"






WEATHERSAFE COVERS

Catalog No.	Cover	Depth	Style	Carton Quantity	Weight per 100 units
30950	Deep	3 ½"	Horizontal	10	28 lbs.
30951	Deep	3 ½"	Vertical	10	28 lbs.
30952	Shallow	2 ½"	Horizontal	10	20 lbs.
30953	Shallow	2 ½"	Vertical	10	20 lbs.

1-gang cover only (gasket and hardware not included).




SPACERS (FERRULES)

Catalog No.	Description
40495	For spacing standard switches when used with weatherproof switch covers.



SWITCHES / TOGGLE

Catalog No.	Description
40501*	Single pole 10A/125 volt switch
40502	Single pole 20A-120/277 volt switch
40503	3-way 10A/125 volt switch
40504	Two pole 20A-120/277 volt switch



*No. 40501 has bent straps, as per illustration; Nos. 40502-4 have straight straps.

MOTOR BASE RECEPTACLE

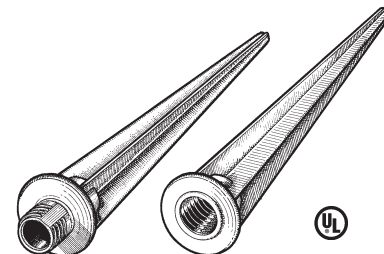
Catalog No.	Description
40507	Motor base receptacle for mobile homes. With male device 3-wire U ground parallel blades. Rated at 15A-125V.



SPIKES

- Die-cast zinc.
- ½" male/female thread.

Catalog No.	Description	Carton Quantity	Weight per 100 units
30297	Male spike 7" long; screws into any ½" tapped hole	25	8 lbs.
30298	Female spike	25	12 lbs.




No. 30297

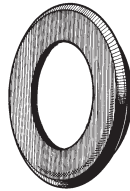
No. 30298




LAMPHOLDER REPLACEMENT PARTS



Inside Gasket **No. 30697**




Outside Gasket **No. 30698**

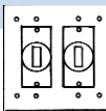


Porcelain Socket **No. 40505**
Plastic Receptacle for
Garden Light No. 40509

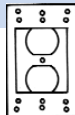
GASKETS

- 1 Gang switch
- 1 Gang blank **USE** 
- 1 Gang single receptacle **30671**
- 1 Gang telephone

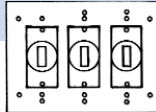
GASKETS

- 2 Gang blank
- ■ 2 Gang switch **USE** 
- ■ 2 Gang duplex receptacle **30672**
- ● 2 Gang single receptacle
- ■ 2 Gang, 1 switch & 1 duplex receptacle
- ■ 2 Gang, 1 single & 1 duplex receptacle

GASKETS

- ■ 1 Gang duplex receptacle
- 1 Gang skeleton **USE**  (For GFI receptacles) **30661**
- ■ 1 Gang louver

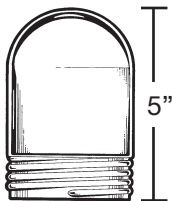
GASKETS

- ■ ■ 3 Gang switch **USE** 
- ■ ■ 3 Gang blank **30673**

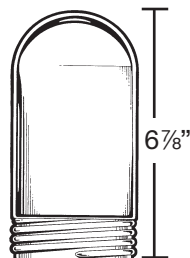


4" Round Catalog No. 30690
(2½" inner diameter)

REPLACEMENT GLASS FOR GARDEN LIGHTS



3 Tier Glass
No. 40513




4 Tier Glass
No. 40514



Mulberry Metal Products, Inc.
2199 Stanley Terrace
P.O. Box 443
Union, New Jersey 07083

tel. 908.688.8850
fax. 908.688.7294
www.mulberrymetal.com



Mulberry

Weatherproof

- Boxes
- In-Use Covers
- Covers
- Lampholders
- Lighting
- Photo Controls
- Accessories





Mulberry Weatherproof

New in this catalog:

- *A complete line of WeatherSafe in-use covers. Our easy-to-install covers now come with multiple bases and openings, in two depths, and in 1 or 2 gangs.*
- *More stock items in white and bronze. Additional items are available in white, bronze, black, or green upon request.*

As always, Mulberry offers:

- *Superior quality casting, tapping, and finishing.*
- *Excellent service: local stock, fast turnaround, and quick delivery from our factory and regional warehouses.*
- *The industry's most comprehensive weatherproof line, with over 350 items in stock and ready for immediate shipment.*
- *Special configurations and colors.*
- *Weatherproof made in USA.*
- *Our unique Royal Mountie™ weatherproof boxes, with rotating lugs for maximum versatility.*

Conduit bodies appear in Catalog C, with box covers.

BOXES

Royal Mountie Single Gang Boxes	B3-5
One Gang Deep Boxes	B5
Two Gang Lug Boxes	B6
Two Gang Deep Boxes	B7
Three Gang Boxes	B7
4" Round Boxes and Extensions	B8
Swimming Pool Junction Boxes	B8
Box Extensions	B9
Flanged Style Takeoff Extensions	B9

COVERS

WeatherSafe In-Use Covers	B10-11
Self-Closing Covers	B12-13
Motor Base Receptacle	B12
Self-Closing Device Covers	B14-15
4" Round Covers	B16
4" Rectangular Covers	B17
Pole Switches and Covers	B18-19
Blank Covers	B20
Flange Boxes and Covers	B21

LAMP HOLDERS

Die-Cast Lampholders	B22-24
Con-O-Shade	B24
Floodlighting Kits	B25
Garden Lights	B25

PHOTO CONTROLS

Direct Wire-in Photo Controls	B26-27
Locking-Type Photo Controls	B28
Pencil-Type Photo Controls	B29

ACCESSORIES AND REPLACEMENT PARTS

B30-32

The Mulberry Royal Mountie™

The most versatile weatherproof box in the industry.

Never drop, unscrew or assemble a lug again. Less handling plus faster installation equals more profits.

Tapped, easy access ground screw hole located in the mounting bracket.

Rugged die-cast aluminum with powder finish.

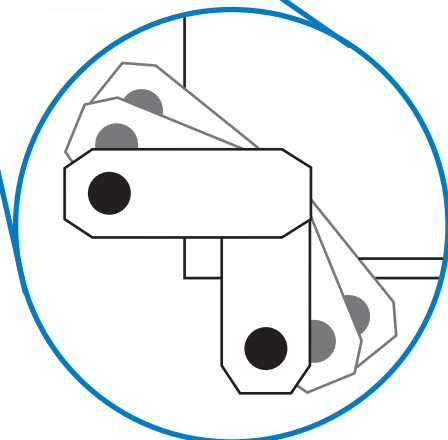
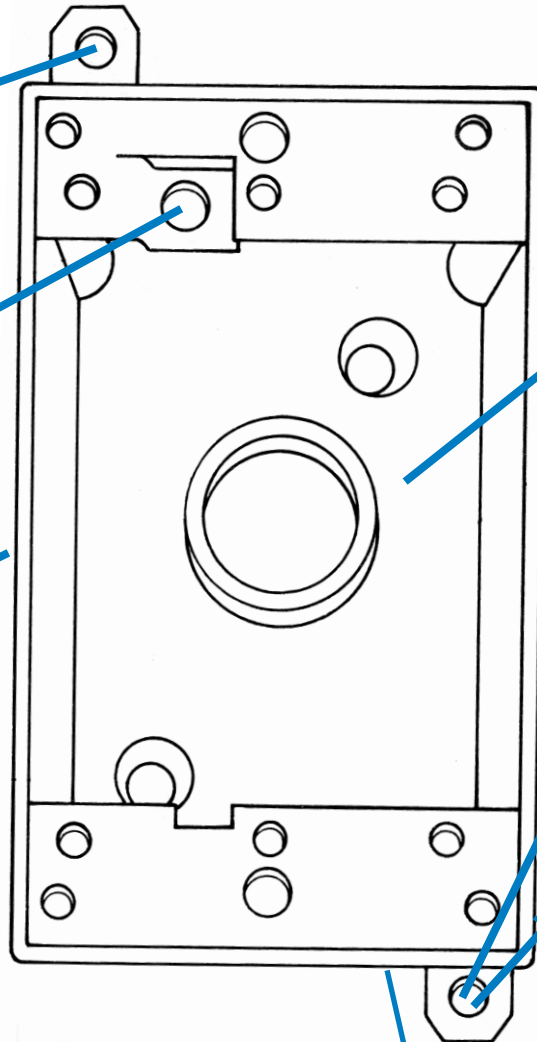
An easier, faster way to install.

An internal box capacity of 311.5 CC's (19.0 cubic inches), the most in the industry.

Strong, stamped aluminum lugs provide strength, durability and rigidity on any mounting surface.

Lugs rotate for maximum mounting versatility - are available when needed, out of the way when not needed.

A good way to spend less time on the job and save more money.

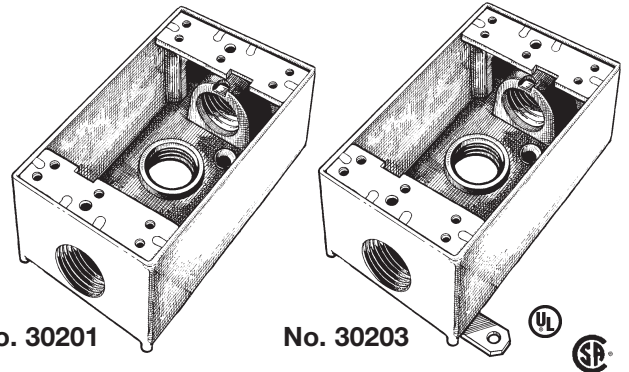


Royal Mountie Single Gang Boxes

Suitable for wet locations



- All 1-gang boxes available with or without attached swivel lugs.
- 2.75" x 4.5" x 2.0" deep.
- Heavy duty die-cast aluminum, .094" thick, with powder finish.
- For use in all indoor and outdoor damp or wet locations, with all standard FS, outlet, lampholder or splice box covers.
- Ground screw and 2 close-up plugs supplied with each box.
- Pre-tapped ground screw hole.
- UL Listed and CSA Approved.
- Comply with Federal Specification AA-50563.






Catalog No.	No. Outlets	Location	Hub Size	Color	Lugs	Cubic Capacity	Carton Quantity	Weight per 100 units
30201	3	1 in each end, 1 in back	½"	Gray	N	19.0"	25	52 lbs.
30201B	3	1 in each end, 1 in back	½"	Black	N	19.0"	25	52 lbs.
30201W	3	1 in each end, 1 in back	½"	White	N	19.0"	25	52 lbs.
30201Z	3	1 in each end, 1 in back	½"	Bronze	N	19.0"	25	52 lbs.
30203	3	1 in each end, 1 in back	½"	Gray	Y	19.0"	25	54 lbs.
30203B	3	1 in each end, 1 in back	½"	Black	Y	19.0"	25	54 lbs.
30203W	3	1 in each end, 1 in back	½"	White	Y	19.0"	25	54 lbs.
30203Z	3	1 in each end, 1 in back	½"	Bronze	Y	19.0"	25	54 lbs.
30204	3	1 in each end, 1 in back	¾"	Gray	N	19.0"	25	60 lbs.
30204W	3	1 in each end, 1 in back	¾"	White	N	19.0"	25	60 lbs.
30204Z	3	1 in each end, 1 in back	¾"	Bronze	N	19.0"	25	60 lbs.
30206	3	1 in each end, 1 in back	¾"	Gray	Y	19.0"	25	60 lbs.
30206W	3	1 in each end, 1 in back	¾"	White	Y	19.0"	25	60 lbs.
30206Z	3	1 in each end, 1 in back	¾"	Bronze	Y	19.0"	25	60 lbs.
30207	4	2 in 1 end, 1 in other end, 1 in back	½"	Gray	N	18.0"	25	60 lbs.
30207W	4	2 in 1 end, 1 in other end, 1 in back	½"	White	N	18.0"	25	60 lbs.
30207Z	4	2 in 1 end, 1 in other end, 1 in back	½"	Bronze	N	18.0"	25	60 lbs.
30209	4	2 in 1 end, 1 in other end, 1 in back	½"	Gray	Y	18.0"	25	56 lbs.
30209W	4	2 in 1 end, 1 in other end, 1 in back	½"	White	Y	18.0"	25	56 lbs.
30209Z	4	2 in 1 end, 1 in other end, 1 in back	½"	Bronze	Y	18.0"	25	56 lbs.
30210	4	2 in 1 end, 1 in other end, 1 in back	¾"	Gray	N	18.0"	25	58 lbs.
30212	4	2 in 1 end, 1 in other end, 1 in back	¾"	Gray	Y	18.0"	25	58 lbs.

Royal Mountie Single Gang Boxes

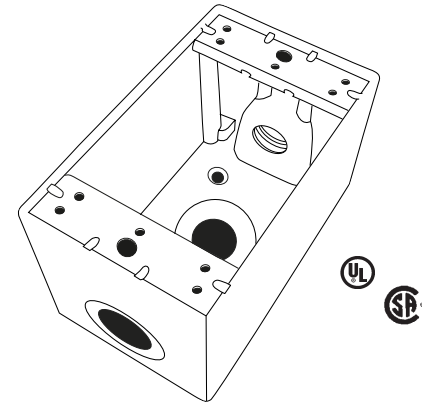
Suitable for wet locations





Catalog No.	No. Outlets	Location	Hub Size	Color	Lugs	Cubic Capacity	Carton Quantity	Weight per 100 units
30213	5 	2 in each end, 1 in back	1/2"	Gray	N	18.0"	25	60 lbs.
30215	5	2 in each end, 1 in back	1/2"	Gray	Y	18.0"	25	62 lbs.
30216	5	2 in each end, 1 in back	3/4"	Gray	N	18.0"	25	56 lbs.
30218	5	2 in each end, 1 in back	3/4"	Gray	Y	18.0"	25	58 lbs.
30219	5 	1 in each end, 1 in each side, 1 in back	1/2"	Gray	N	18.0"	25	60 lbs.
30221	5	1 in each end, 1 in each side, 1 in back	1/2"	Gray	Y	18.0"	25	64 lbs.
30222	5	1 in each end, 1 in each side, 1 in back	3/4"	Gray	N	18.0"	25	58 lbs.
30224	5	1 in each end, 1 in each side, 1 in back	3/4"	Gray	Y	18.0"	25	60 lbs.
30226	6 	1 in each end, 2 in 1 side, 1 in other side, 1 in back	1/2"	Gray	N	18.0"	25	62 lbs.
30227	6	1 in each end, 2 in 1 side, 1 in other side, 1 in back	1/2"	Gray	Y	18.0"	25	62 lbs.
30228	6	1 in each end, 2 in 1 side, 1 in other side, 1 in back	3/4"	Gray	Y	18.0"	25	58 lbs.

ONE GANG DEEP BOXES SUITABLE FOR WET LOCATIONS

- All 1-gang deep boxes come with detachable lugs, 2 close-up plugs, and self-tapping ground screw.
- 2.75" x 4.5" x 2.625" deep.
- Heavy duty die-cast aluminum, .094" thick, with powder finish.
- UL Listed and CSA Approved.
- Ground screw hole is in bottom of box.



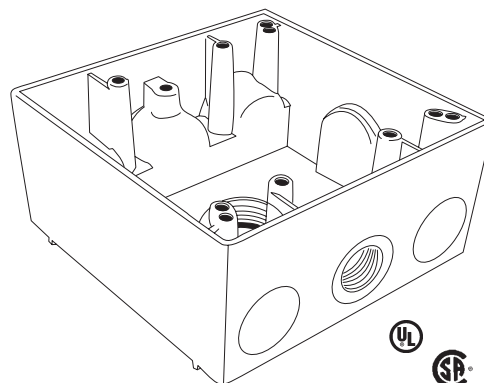
Catalog No.	Outlets	Location	Size	Color	Capacity	Carton Quantity	Weight per 100 units
30583	3 	1 in each end, 1 in back	1/2"	Gray	24.0"	10	90 lbs.
30584	3	1 in each end, 1 in back	3/4"	Gray	24.0"	10	90 lbs.
30589	3	1 in each end, 1 in back	1"	Gray	24.0"	10	90 lbs.
30586	4 	2 in 1 end, 1 in other end, 1 in back	1/2"	Gray	24.0"	10	90 lbs.
30587	4	2 in 1 end, 1 in other end, 1 in back	3/4"	Gray	24.0"	10	90 lbs.

Two Gang Lug Boxes

Suitable for wet locations



- All 2-gang boxes come with detachable lugs, 2 close-up plugs, and self-tapping ground screw.
- 4.5" x 4.5" x 2.0" deep.
- Heavy duty die-cast aluminum, .094" thick, with powder finish.
- For use in all indoor and outdoor damp or wet locations, with all standard FS, outlet, lampholder or splice box covers.
- UL Listed and CSA Approved.
- Comply with Federal Specification AA-50563



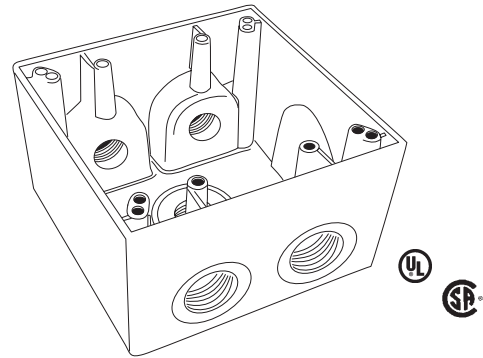
Catalog No.	No. Outlets	Outlets/Location	Hub Size	Color	Cubic Capacity	Carton Quantity	Weight per 100 units
30233	3	1 in each end, 1 in back	½"	Gray	30.5"	10	110 lbs.
30233W	3	1 in each end, 1 in back	½"	White	30.5"	10	110 lbs.
30233Z	3	1 in each end, 1 in back	½"	Bronze	30.5"	10	110 lbs.
30236	3	1 in each end, 1 in back	¾"	Gray	30.5"	10	110 lbs.
30236W	3	1 in each end, 1 in back	¾"	White	30.5"	10	110 lbs.
30236Z	3	1 in each end, 1 in back	¾"	Bronze	30.5"	10	110 lbs.
30267	3	1 in each end, 1 in back	1"	Gray	30.5"	10	110 lbs.
30239	4	2 in one end, 1 in other end, 1 in back	½"	Gray	30.5"	10	110 lbs.
30242	4	2 in one end, 1 in other end, 1 in back	¾"	Gray	30.5"	10	110 lbs.
30245	5	2 in each end, 1 in back	½"	Gray	30.5"	10	110 lbs.
30248	5	2 in each end, 1 in back	¾"	Gray	30.5"	10	110 lbs.
30251	5	1 in each end, 1 in each side, 1 in back	½"	Gray	30.5"	10	110 lbs.
30254	5	1 in each end, 1 in each side, 1 in back	¾"	Gray	30.5"	10	110 lbs.
30270	5	1 in each end, 1 in each side, 1 in back	1"	Gray	30.5"	10	110 lbs.
30257	6	2 in one end, 1 in other end, 1 in each side, 1 in back	½"	Gray	30.5"	10	110 lbs.
30260	6	2 in one end, 1 in other end, 1 in each side, 1 in back	¾"	Gray	30.5"	10	110 lbs.
30263	7	2 in each end, 1 in each side, 1 in back	½"	Gray	30.5"	10	110 lbs.
30266	7	2 in each end, 1 in each side, 1 in back	¾"	Gray	30.5"	10	110 lbs.
30269	7	3 in each end, 1 in back	½"	Gray	30.5"	10	110 lbs.
30272	7	3 in each end, 1 in back	¾"	Gray	30.5"	10	110 lbs.

Two Gang Deep Boxes

Suitable for wet locations



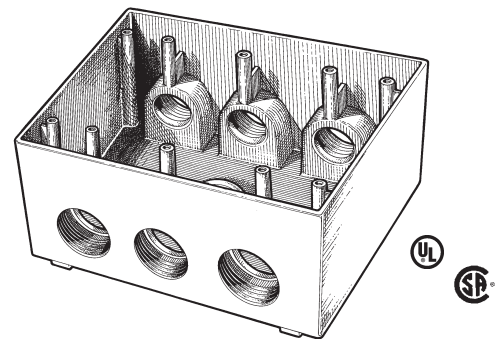
- All 2-gang boxes come with detachable lugs, 2 close-up plugs, and self-tapping ground screw.
- 4.5" x 4.5" x 2.625" deep.
- Heavy duty die-cast aluminum, .094" thick, with powder finish.
- UL Listed and CSA Approved.



Catalog No.	No. Outlets	Outlets/Location	Hub Size	Color	Cubic Capacity	Carton Quantity	Weight per 100 units
30593	5	2 in each end, 1 in back	1/2"	Gray	37.3"	10	130 lbs.
30595	5	2 in each end, 1 in back	3/4"	Gray	37.3"	10	130 lbs.
30596	5	2 in each end, 1 in back	1"	Gray	37.3"	10	130 lbs.
30597	7	2 in each end, 1 in each side, 1 in back	1/2"	Gray	37.3"	10	130 lbs.
30598	7	2 in each end, 1 in each side, 1 in back	3/4"	Gray	37.3"	10	130 lbs.
30599	7	2 in each end, 1 in each side, 1 in back	1"	Gray	37.3"	10	130 lbs.

THREE GANG BOXES SUITABLE FOR WET LOCATIONS

- All 3-gang boxes come with detachable lugs, 2 close-up plugs, and self-tapping ground screw.
- 4.5" x 6.375" x 2.625" deep.
- Heavy duty die-cast aluminum, .094" thick, with powder finish.
- For use in all indoor and outdoor damp and wet locations, with all standard FS, outlet, or splice box covers.
- UL Listed and CSA Approved; meet all applicable Federal specifications.



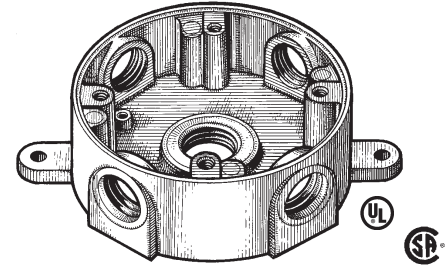
Catalog No.	No. Outlets	Outlets/Location	Hub Size	Color	Cubic Capacity	Carton Quantity	Weight per 100 units
30601	7	3 in each end, 1 in back	3/4"	Gray	59.8"	10	150 lbs.
30603	7	3 in each end, 1 in back	1"	Gray	59.8"	10	150 lbs.







4" Round Boxes and Extensions

Suitable for wet locations



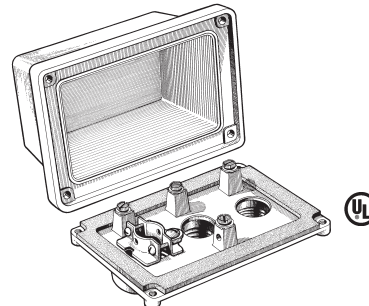
- Boxes and extensions 1-1/2" deep.
- All round boxes have 5 outlets; extensions have 4.
- Heavy duty die-cast aluminum with powder finish.
- Boxes supplied with 4 close-up plugs and #10 green ground screw.
- Extensions supplied with gasket, 4 close-up plugs, 2 stainless steel mounting screws, and #10 green ground screw.
- UL Listed and CSA Approved; meet all Federal specifications.



Catalog No.	Outlet Locations	Hub Size	Color	Cubic Capacity	Box only or w/Gasket & Cover	Carton Quantity	Weight per 100 units
30316	 4 in sides and 1 in back	1/2"	Gray	15.3"	Box	10	70 lbs.
30316B	 4 in sides and 1 in back	1/2"	Black	15.3"	Box	10	70 lbs.
30316W	4 in sides and 1 in back	1/2"	White	15.3"	Box	10	70 lbs.
30316Z	4 in sides and 1 in back	1/2"	Bronze	15.3"	Box	10	70 lbs.
30318	4 in sides and 1 in back	1/2"	Gray	15.3"	With gasket & cover	10	80 lbs.
30318W	4 in sides and 1 in back	1/2"	White	15.3"	With gasket & cover	10	80 lbs.
30318Z	4 in sides and 1 in back	1/2"	Bronze	15.3"	With gasket & cover	10	80 lbs.
30326	 4 in sides and 1 in back	3/4"	Gray	15.3"	Box	10	70 lbs.
30326W	 4 in sides and 1 in back	3/4"	White	15.3"	Box	10	70 lbs.
30326Z	4 in sides and 1 in back	3/4"	Bronze	15.3"	Box	10	70 lbs.
30328	4 in sides and 1 in back	3/4"	Gray	15.3"	With gasket & cover	10	84 lbs.
30328W	4 in sides and 1 in back	3/4"	White	15.3"	With gasket & cover	10	84 lbs.
30328Z	4 in sides and 1 in back	3/4"	Bronze	15.3"	With gasket & cover	10	84 lbs.
30333		1/2"	Gray	15.3"	Box extension	10	60 lbs
30335		3/4"	Gray	15.3"	Box extension	10	60 lbs.

SWIMMING POOL JUNCTION BOXES

- UL Listed; meet NEC Article 680 requirements.
- Solid brass base and specially formulated gasket.
- Lexan 503® nonconductive, watertight cover, UV-stabilized.
- Bonding wire pressure connector on one grounding post complies with Article 110-14(a) of the 1978 NEC.
- Four grounding posts (green screws).
- Continuous sealing ridge keeps interior dry.
- Four brass mounting screws; hardware included.



Catalog No.	No./Hub Sizes	Cubic Capacity	Carton Quantity	Weight per 100 units
30385	3 - 1/2" hubs	22.0"	12	155 lbs.
30387	2 - 3/4" hubs, 1 - 1" hub	22.0"	12	155 lbs.
30389	3 - 3/4" hubs	22.0"	12	155 lbs.

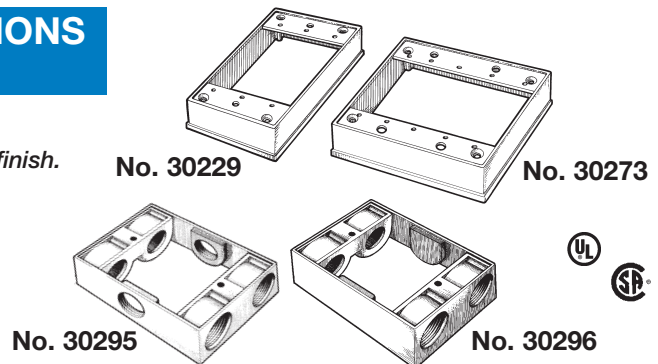
Box Extensions

Suitable for wet locations



ONE AND TWO GANG BOX EXTENSIONS SUITABLE FOR WET LOCATIONS

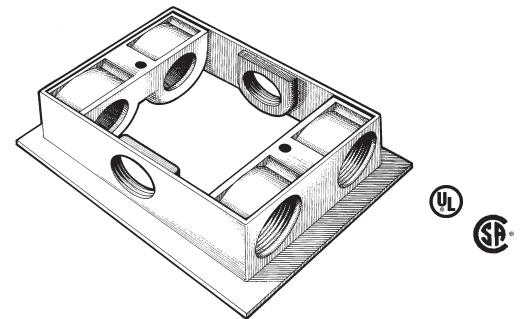
- Fit all universal-type weatherproof boxes.
- Heavy duty die-cast aluminum, .094" thick, with powder finish.
- UL Listed and CSA Approved; meet all applicable Federal specifications.
- Gasket and mounting screws included.



Catalog No.	No. of Gangs	Dimensions	Outlets	Cubic Capacity	Carton Quantity	Weight per 100 units
30229	1	2.75" x 4.5" x 1.0"	None	9.3"	25	28 lbs.
30273	2	4.5" x 4.5" x 1.0"	None	16.3"	10	50 lbs.
30230	1	2.75" x 4.5" x 1.25"	Four ½" outlets, 2 in each end	9.5"	25	62 lbs.
30287	1	2.75" x 4.5" x 1.25"	Four ¾" outlets, 2 in each end	9.5"	25	62 lbs.
30295	1	2.75" x 4.5" x 1.25"	Six ½" outlets, 2 in each end and 1 in each side	9.5"	25	62 lbs.
30296	1	2.75" x 4.5" x 1.25"	Six ¾" outlets, 2 in each end and 1 in each side	9.5"	25	62 lbs.

FLANGED STYLE TAKEOFF EXTENSIONS SUITABLE FOR WET LOCATIONS

- Provide an additional 10 cubic inches.
- Allow take-off in up to four directions for lighting, outlets, or switches.
- Heavy duty die-cast aluminum with powder finish.
- 2 close-up plugs, gaskets, and mounting screws included.
- UL Listed and CSA Approved.



Catalog No.	No. of Outlets	Cubic Capacity	Carton Quantity	Weight per 100 units
30274	Four ½" outlets, 2 each end	10"	10	70 lbs.
30288	Four ¾" outlets, 2 each end	10"	10	70 lbs.
30275	Six ½" outlets, 2 each end and 1 each side	10"	10	70 lbs.
30289	Six ¾" outlets, 2 each end and 1 each side	10"	10	70 lbs.

7-In-1 WeatherSafe In-Use Covers

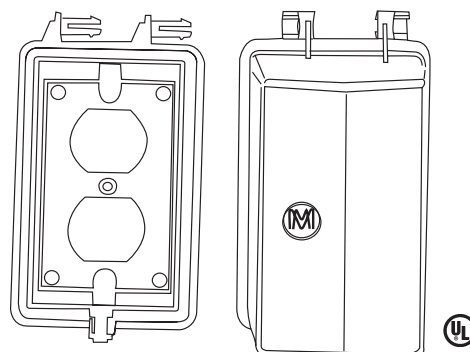
7 Configurations from 3 Base Plates

Suitable for wet locations

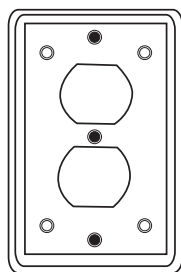


IN-USE COVERS

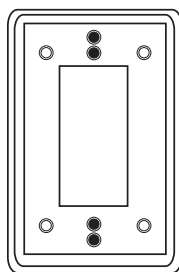
- Three base plates for multiple applications.
- Easy to install—just screw in plate and snap on cover.
- No confusing inserts to assemble.
- Rugged Lexan® cover and base plate offer maximum durability.
- Clear cover with lockable hasp.
- Include gasket and mounting hardware.
- FS or flush mounting.
- Units with a 3½" deep lid will accommodate up to a 12-3 cord.
- NEMA 3R rated. UL Listed.
- Meet National Electric Code 406.8 (B) for wet locations.
- In point-of-purchase packaging for self-merchandising.
- For extra covers sold separately, please see page B31.



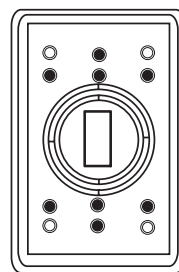
Catalog No.	Cover	Depth	Style	Size	Configurations	Carton Quantity	Weight per 100 Units
30919	Deep	3½"	Horizontal	1-gang	duplex, GFI, toggle and (4) round device openings*	10	52 lbs.
30920	Deep	3½"	Vertical	1-gang	duplex, GFI, toggle and (4) round device openings*	10	52 lbs.
30921	Shallow	2½"	Horizontal	1-gang	duplex, GFI, toggle and (4) round device openings*	10	46 lbs.
30922	Shallow	2½"	Vertical	1-gang	duplex, GFI, toggle and (4) round device openings*	10	46 lbs.
30940	Shallow	2¼"	Vertical	2-gang	duplex, GFI, toggle and (2) round device openings. 70 configurations from 6 inserts.	10	52 lbs.



Duplex



GFI



Toggle, 1-3/8", 1-5/8", 1-3/4" & 2-1/4" single receptacle openings

Custom applications are available. Consult factory.
Lexan® is a registered trademark of the General Electric Company.

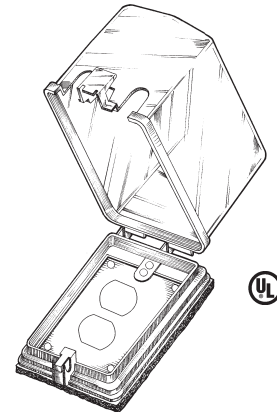
*Note: Opening diameters for (4) round device openings are 1.409", 1.630", 1.810" and 2.513".

1 Gang WeatherSafe In-Use Covers For Single Applications Suitable for wet locations



IN-USE COVERS

- Easy to install—just screw in plate and snap-on cover.
- No confusing inserts to assemble
- Rugged Lexan® cover and base plate offer maximum durability.
- Clear cover with lockable hasp.
- Includes gasket and mounting hardware.
- FS or flush mounting.
- Units with a 3½" deep lid will accommodate up to a 12-3 cord.
- NEMA 3R rated; UL Listed.
- Meet National Electric Code 406.8 (B) for wet locations.

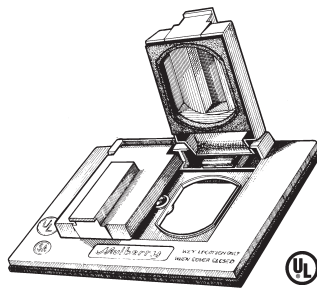


Catalog No.	Cover	Depth	Style	Configurations	Carton Quantity	Weight per 100 Units
30900	Deep	3½"	Horizontal	Duplex	10	44 lbs.
30902	Deep	3½"	Vertical	Duplex	10	44 lbs.
30904	Deep	3½"	Horizontal	GFI	10	44 lbs.
30906	Deep	3½"	Vertical	GFI	10	44 lbs.
30908	Deep	3½"	Horizontal	Single receptacle (1.405")	10	44 lbs.
30910	Deep	3½"	Vertical	Single receptacle (1.405")	10	44 lbs.
30912	Deep	3½"	Horizontal	Twist lock receptacle (1.625")	10	44 lbs.
30914	Deep	3½"	Vertical	Twist lock receptacle (1.625")	10	44 lbs.
30915	Deep	3½"	Horizontal	Blank	10	44 lbs.
30916	Deep	3½"	Vertical	Blank	10	44 lbs.
30917	Deep	3½"	Horizontal	Custom opening	10	44 lbs.
30918	Deep	3½"	Vertical	Custom opening	10	44 lbs.
30923	Shallow	2½"	Vertical	Duplex	10	44 lbs.
30924	Shallow	2½"	Vertical	GFI	10	44 lbs.
30925	Shallow	2½"	Vertical	Single receptacle (1.405")	10	44 lbs.
30926	Shallow	2½"	Vertical	Twist lock receptacle (1.625")	10	44 lbs.
30927	Shallow	2½"	Vertical	Custom opening	10	44 lbs.
30929	Shallow	2½"	Horizontal	Duplex	10	44 lbs.
30930	Shallow	2½"	Horizontal	GFI	10	44 lbs.
30931	Shallow	2½"	Horizontal	Single receptacle (1.405")	10	44 lbs.
30932	Shallow	2½"	Horizontal	Twist lock receptacle (1.625")	10	44 lbs.
30933	Shallow	2½"	Horizontal	Custom opening	10	44 lbs.

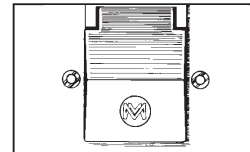
Note: Custom applications are available. Consult factory.

Lexan® is a registered trademark of the General Electric Company.


- Heavy duty die-cast zinc.
- 1/8" thick gasket.
- UL Listed and CSA Approved.
- Duplex covers accept all standard duplex receptacles and combination devices; single receptacle covers accept all standard single receptacles and switches.



No. 30501



No. 30505



No. 30509

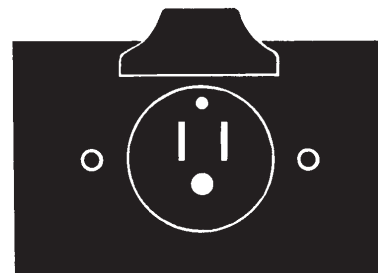
COVERS

Catalog No.	Single Rcpt.	Vertical	Color	Carton Quantity	Weight Per 100 units
30501	Duplex	Horizontal	Gray	25	40 lbs.
30501U	Duplex	Horizontal	Natural Cast	25	40 lbs.
30501W	Duplex	Horizontal	White	25	40 lbs.
30501Z	Duplex	Horizontal	Bronze	25	40 lbs.
30505	1.405" Single	Horizontal	Gray	25	30 lbs.
30505W	1.405" Single	Horizontal	White	25	30 lbs.
30505Z	1.405" Single	Horizontal	Bronze	25	30 lbs.
30507	1.620"	Horizontal	Gray	25	30 lbs.
30509	1.405" Single	Vertical	Gray	25	30 lbs.
30509W	1.405" Single	Vertical	White	25	30 lbs.
30509Z	1.405" Single	Vertical	Bronze	25	30 lbs.

MOTOR BASE RECEPTACLE AND SELF-CLOSING COVER FOR MOBILE HOMES

Horizontal self-closing cover No. 30507 with 2-screw mounting.
Comes with receptacle rated at 15A-125V;
with male device 30-wire U ground parallel blades.

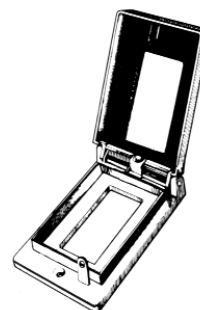
Catalog No. **30513**
25 units per carton
45 lbs. per 100 units.















Vertical Self-Closing Covers With lock hasps



- Heavy duty die-cast aluminum, .094" thick, with powder finish.
- Stainless steel springs, screws, and shaft.
- Durable heavy-duty gasket.
- UL Listed and CSA Approved; meet all Federal specifications.
- Lock hasp diameter 3/4".
- Specials available upon request (for 1-gang special, please use item #30560)



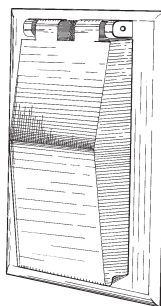
Catalog No.	Opening/Description	Mounting	Carton Quantity	Weight per 100 units
30522	 All duplex receptacles and combination devices	Standard	25	48 lbs.
30523	 All duplex receptacles and combination devices	4-screw (FS)	25	48 lbs.
30525	 Standard single receptacles (1.405" diam.)	Standard	25	48 lbs.
30526	 Standard single receptacles (1.405" diam.)	4-screw (FS)	25	48 lbs.
30528	 20A and 30A TL receptacles (1.625" diam.)	Standard	25	48 lbs.
30529	 20A and 30A TL receptacles (1.625" diam.)	4-screw (FS)	25	48 lbs.
30531	 30A 3- and 4-wire TL receptacles (1.75" diam.)	Standard	25	48 lbs.
30532	 30A 3- and 4-wire TL receptacles (1.75" diam.)	4-screw (FS)	25	48 lbs.
30534	 30A and 50A range/dryer receptacles (2.125" diam.)	Standard	25	48 lbs.
30535	 30A and 50A range/dryer receptacles (2.125" diam.)	4-screw (FS)	25	48 lbs.
30537	 GFI receptacles	Standard	25	48 lbs.
30538	 GFI receptacles	4-screw (FS)	25	48 lbs.

COVERS

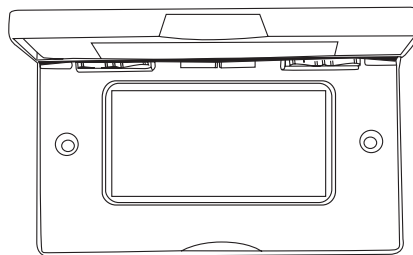
Self-Closing Residential Grade Device Covers



- Solid aluminum plate.
- Heavy die-cast lid with powder finish.
- Stainless steel screws.
- Durable heavy-duty gasket.
- For standard box mounting.
- UL Listed and CSA Approved.



Nos. 30550-30554



No. 30451



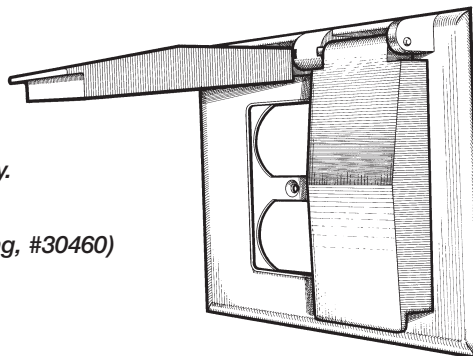
COVERS

Catalog No.	Opening	Horizontal/ Vertical	Color	Carton Quantity	Weight per 100 units
30451	GFI receptacles	Horizontal	Gray	25	44 lbs.
30451W	GFI receptacles	Horizontal	White	25	44 lbs.
30451Z	GFI receptacles	Horizontal	Bronze	25	44 lbs.
30550	All duplex receptacles and combination devices	Vertical	Gray	25	36 lbs.
30550W	All duplex receptacles and combination devices	Vertical	White	25	36 lbs.
30550Z	All duplex receptacles and combination devices	Vertical	Bronze	25	36 lbs.
30552	Standard single receptacles (1.405" diam.)	Vertical	Gray	25	36 lbs.
30552W	Standard single receptacles (1.405" diam.)	Vertical	White	25	36 lbs.
30552Z	Standard single receptacles (1.405" diam.)	Vertical	Bronze	25	36 lbs.
30554	GFI receptacles	Vertical	Gray	25	36 lbs.
30554W	GFI receptacles	Vertical	White	25	36 lbs.
30554Z	GFI receptacles	Vertical	Bronze	25	36 lbs.

Self-Closing 2 and 3 Gang Device Covers



- Solid aluminum plate.
- Heavy duty die-cast lid with powder finish.
- Stainless steel screws.
- Durable heavy duty universal gasket.
- The broadest selection of combinations in the industry.
- Specials available upon request
(for 2-gang special, please use item #30450; for 3-gang, #30460)
- Cover only unless otherwise specified.
- UL Listed and CSA Approved.



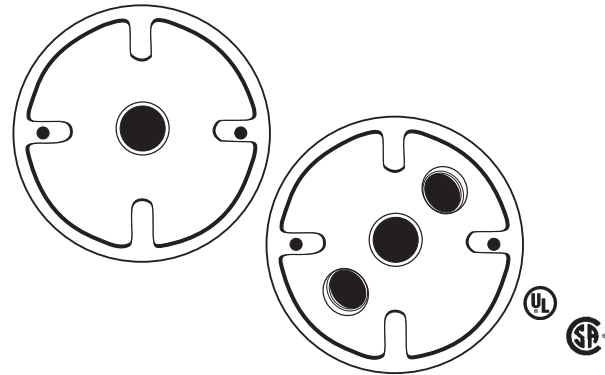
Catalog No.	Opening/Description	Carton Quantity	Weight Per 100 units
30458	2 gang duplex: for all duplex receptacles and combination devices	10	70 lbs.
30461	2 gang single receptacle: for all 1.405" singles and toggle switches	10	70 lbs.
30452	2 gang GFI: for all block-style GFI and duplex receptacles	10	70 lbs.
30426	2 gang blank/toggle: one side blank, 1 for toggle	10	50 lbs.
30427	2 gang blank/duplex: one side blank, 1 for duplex receptacle	10	50 lbs.
30428	2 gang blank/single receptacle: 1 side blank, 1 for 1.405" single	10	50 lbs.
30429	2 gang blank/GFI: 1 side blank, 1 for GFI receptacle	10	50 lbs.
30468	2 gang duplex/single: for duplex, and single receptacle or switch	10	70 lbs.
30472	2 gang duplex/GFI: for duplex, and block-style GFI or duplex	10	70 lbs.
30470	2 gang single/GFI: for single receptacle, and block-style GFI or duplex	10	70 lbs.
30457	2 gang switch/GFI: for toggle switch, and block-style GFI or duplex	10	70 lbs.
30456	2 gang toggle/duplex: for switch, and duplex. Mounting hardware included	10	80 lbs.
30455	2 gang toggle/duplex: for single pole switch and duplex Switch (rating 5A-250V, 10A-125V) and receptacle (15A-125V) included	10	80 lbs.
30495	2 gang toggle/single: for switch, and pilot light. Mounting hardware included and red jewel installed	10	80 lbs.
30464	3 gang duplex: for all duplex receptacles and combination devices	10	100 lbs.
30465	3 gang single receptacle: for all 1.405" singles and toggle switches	10	110 lbs.
30473	3 gang GFI: for all block-style GFI and duplex receptacles	10	110 lbs.
30466	3 gang 2 duplex/single: for 2 duplexes, and single receptacle or switch	10	100 lbs.
30467	3 gang duplex/2 single: for duplex, and 2 single receptacles or switches	10	110 lbs.
30475	3 gang 2 single/GFI: for 2 singles or switches, and 1 block-style receptacle	10	100 lbs.
30477	3 gang single/2 GFI: for single or switch, and 2 block-style receptacles	10	100 lbs.
30479	3 gang 2 toggle/duplex: for 2 switches, and one duplex receptacle. Mounting hardware included	10	80 lbs.

4" Round Covers

Suitable for wet locations



- Heavy duty die-cast zinc with powder finish.
- Blank cover is stamped aluminum.
- Die-cast 1-3 hole covers are UL Listed and CSA Approved; meet all Federal specifications.
- Round covers supplied with gasket and stainless steel mounting screws.
- 3-hole cover includes 1 close-up plug.



COVERS

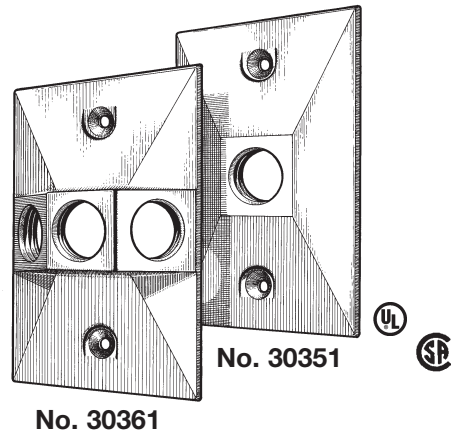
Catalog No.	Outlets	Color	Carton Quantity	Weight per 100 units
30367	 One 1/2" tapped hole	Gray	25	36 lbs.
30367B	 One 1/2" tapped hole	Black	25	36 lbs.
30367W	 One 1/2" tapped hole	White	25	36 lbs.
30367Z	 One 1/2" tapped hole	Bronze	25	36 lbs.
30372	 Two 1/2" tapped holes	Gray	25	32 lbs.
30372B	 Two 1/2" tapped holes	Black	25	32 lbs.
30372W	 Two 1/2" tapped holes	White	25	32 lbs.
30372Z	 Two 1/2" tapped holes	Bronze	25	32 lbs.
30377	 Three 1/2" tapped holes	Gray	25	36 lbs.
30377B	 Three 1/2" tapped holes	Black	25	36 lbs.
30377W	 Three 1/2" tapped holes	White	25	36 lbs.
30377Z	 Three 1/2" tapped holes	Bronze	25	36 lbs.
30381	 Blank cover with gasket	Gray	100	17 lbs.
30381W	 Blank cover with gasket	White	100	17 lbs.
30381Z	 Blank cover with gasket	Bronze	100	17 lbs.

4" Rectangular Covers

Suitable for wet locations



- Heavy duty die-cast zinc with powder finish.
- UL Listed and CSA Approved; meet all Federal specifications.
- Rectangular covers supplied with gasket and stainless steel mounting screws.
- 3-hole cover includes 1 close-up plug.



Catalog No.	Outlets	Color	Carton Quantity	Weight per 100 units
30351	One ½" tapped hole	Gray	25	28 lbs.
30351B	One ½" tapped hole	Black	25	28 lbs.
30351W	One ½" tapped hole	White	25	28 lbs.
30351Z	One ½" tapped hole	Bronze	25	28 lbs.
30356	Two ½" tapped holes	Gray	25	32 lbs.
30356B	Two ½" tapped holes	Black	25	32 lbs.
30356W	Two ½" tapped holes	White	25	32 lbs.
30356Z	Two ½" tapped holes	Bronze	25	32 lbs.
30361	Three ½" tapped holes	Gray	25	32 lbs.
30361B	Three ½" tapped holes	Black	25	32 lbs.
30361W	Three ½" tapped holes	White	25	32 lbs.
30361Z	Three ½" tapped holes	Bronze	25	32 lbs.

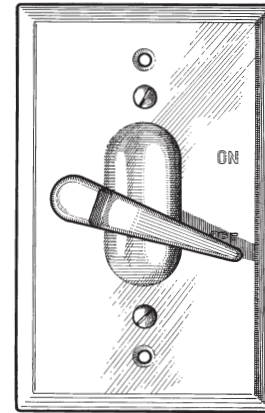
COVERS

Pole Switches and Covers

Suitable for wet locations



- Solid aluminum plate, .040" thick, with powder finish.
- Heavy duty die-cast handles.
- Durable, heavy duty universal gasket.
- Stainless steel screws.
- UL Listed and CSA Approved.
- Plates supplied with single pole switches are embossed ON/OFF.
- Plates supplied with 3-way kits or without switches are blank.
- For replacement switches, please see page B31.



COVERS

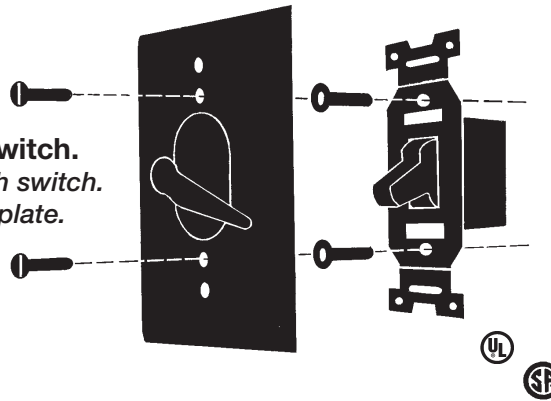
Catalog No.	No. of Gangs	Switches	Mounting	Switch and Cover or cover only	Carton Quantity	Weight per 100 units
30480	1	Single pole switch, 10A-125V, 5A-250V	Standard	Switch and cover	25	40 lbs.
30488	1	For standard toggle switch	Standard	Cover only	25	18 lbs.
30481	1	Single pole switch, 10A-125V, 5A-250V	4-screw (FS)	Switch and cover	25	40 lbs.
30489	1	For standard toggle switch	4-screw (FS)	Cover only	25	18 lbs.
30482	1	Single pole switch, 20A-120/277VAC	Standard	Switch and cover	25	32 lbs.
30483	1	Single pole switch, 20A-120/277VAC	4-screw (FS)	Switch and cover	25	32 lbs.
30490	1	Double pole switch, 15A-120VAC	Standard	Switch and cover	25	40 lbs.
30494	1	Double pole switch, 15A-120VAC	4-screw (FS)	Switch and cover	25	40 lbs.
30486	1	Double pole switch, 20A-120/277VAC	Standard	Switch and cover	25	32 lbs.
30487	1	Double pole switch, 20A-120/277VAC	4-screw (FS)	Switch and cover	25	32 lbs.
30484	1	Three-way switch, 6A-125V, 3A-250V	Standard	Switch and cover	25	32 lbs.
30485	1	Three-way switch, 6A-125V, 3A-250V	4-screw (FS)	Switch and cover	25	32 lbs.

Pole Switches and Covers




Suitable for wet locations



These covers can be used with any toggle switch.
All parts, including spacers, are supplied with each switch.
Strap "ears" must be cut off prior to mounting on plate.



COVERS


Catalog No.	No. of Gangs	Switches	Mounting	Switch and Cover or cover only	Carton Quantity	Weight per 100 units
30492	2	2 Single pole switches, 10A-125V, 5A-250V	Standard	Switches and cover	10	50 lbs
30496 	2	For 2 standard toggle switches	Standard	Cover only	10	40 lbs.
30493	2	2 Three-way switches, 6A-125V, 3A-250V	Standard	Switches and cover	10	50 lbs.
30497	3	3 Single pole switches, 10A-125V, 5A-250V	Standard	Switches and cover	10	110 lbs.
30499 	3	For 3 standard toggle switches	Standard	Cover only	20	90 lbs.
30498	3	3 Three-way switches, 6A-125V, 3A-250V	Standard	Switches and cover	10	110 lbs.
30474 	4	4 Single pole switches, 10A-125V, 5A-250V	Standard	Switches and cover	10	150 lbs.
30478	4	For 4 standard toggle switches	Standard	Cover only	10	70 lbs.
30491	5	For 5 standard toggle switches	Please contact factory.			

Blank Covers

Suitable for wet locations



- .040" aluminum with anodized aluminum finish.
- .040" brass with baked aluminum finish.
- Gasket and stainless steel mounting screws included.
- UL Listed and CSA Approved.



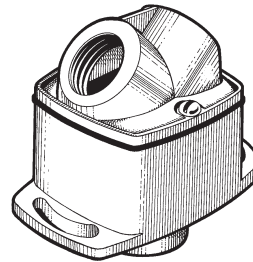
COVERS

Catalog No.	No. of Gangs	Mounting	Material	Color	Carton Quantity	Box Quantity	Weight per 100 units
30278		Standard	.040" Aluminum	Gray	20	200	9 lbs.
30278W		Standard	.040" Aluminum	White	20	200	9 lbs.
30278Z		Standard	.040" Aluminum	Bronze	20	200	9 lbs.
30279		4-screw (FS)	.040" Aluminum	Gray	20	200	9 lbs.
30277		Standard	.040" Brass	Gray	20	200	21 lbs.
30283		Standard	.040" Aluminum	Gray	10	100	15 lbs.
30283W		Standard	.040" Aluminum	White	10	100	15 lbs.
30283Z		Standard	.040" Aluminum	Bronze	10	100	15 lbs.
30282		Standard	.040" Brass	Gray	10	100	33 lbs.
30284		Standard	.040" Aluminum	Gray	5	50	25 lbs.
30286		Standard	.040" Brass	Gray	5	50	40 lbs.

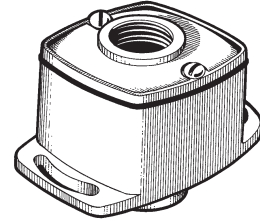
Flange Boxes and Covers



- Cast aluminum.
- 2" square for through-the-wall installation to use interior power supply.
- Mounting hole(s) for one or two lampholders and hub tapped 1/2" for conduit connection.
- Wood screws, duxseal, and ground screw supplied.
- UL Listed.



No. 30342



No. 30341



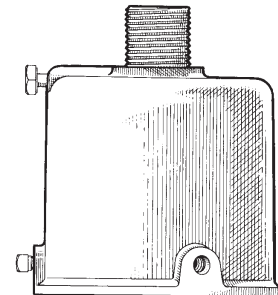
Catalog No.	Description	Carton Quantity	Weight per 100 units
30341	One mounting hole	10	50 lbs.
30342	Two mounting holes	10	50 lbs.

SLIP FITTERS

- Cast aluminum.
- Three set screws included to provide secure fit.
- Cast 1/2" nipple.
- Weather- and corrosion- resistant.
- UL Listed.



No. 30346



No. 30347



Catalog No.	Description	Carton Quantity	Weight per 100 units
30346	For 1 1/2" - 2" pipe	10	40 lbs.
30347	For 3" pipe	10	120 lbs.

COVERS


Die-Cast Lampholders

Suitable for wet locations



These architecturally styled, heavy duty lampholders will enhance any installation. They combine economy with superior construction for long, trouble-free use.

- Heavy duty die-cast housing.
- Positive locking screw on swivel arm and deeply serrated teeth on swivel assure positive positioning.
- Replaceable porcelain socket.
- Prewired high temperature 6" leads make wiring simple.
- Inside heat resistant gasket.
- Wattage: 75-150 Watt-Par 38 and R-40 lamps.
- ½" NPT threaded arm with locknut.
- Available in 5 finishes.
- Painted finishes are powder coated.
- UL Listed and CSA Approved for wet locations to 90° angle.
- Rated temperature: 105°C.




LAMP HOLDERS

Catalog No.	Color	Carton Quantity	Weight per 100 units
30010	Aluminum	36	44 lbs.
30010B	Black	36	44 lbs.
30010C	Chrome	25	52 lbs.
30010W	White	36	44 lbs.
30010Z	Bronze	36	44 lbs.

LAMP HOLDER WITH EXTERIOR NEOPRENE GASKET

Catalog No.	Color	Carton Quantity	Weight per 100 units
30015	Aluminum	25	50 lbs.
30015B	Black	25	50 lbs.
30015C	Chrome	25	52 lbs.
30015W	White	25	50 lbs.
30015Z	Bronze	25	50 lbs.

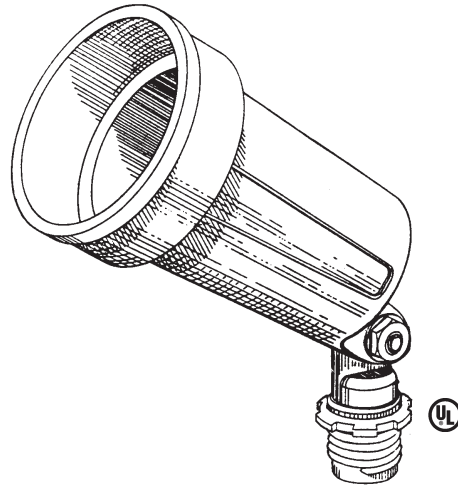


Die-Cast Lampholders - Residential Grade

Suitable for wet locations



- Heavy duty die-cast housing.
- Positive locking screw on swivel arm and deeply serrated teeth on swivel assure positive positioning.
- Replaceable porcelain socket.
- Prewired high temperature 6" leads make wiring simple.
- Inside heat resistant gasket.
- Wattage: 75-150 Watt-Par 38 and R-40 lamps.
- ½" NPT threaded arm with locknut.
- Available in 5 finishes.
- Painted finishes are powder coated.
- UL Listed for wet locations.



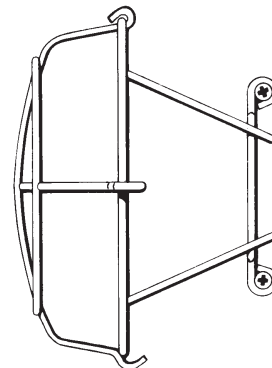
Catalog No.	Color	Carton Quantity	Weight per 100 units
30001	Aluminum	36	39 lbs.
30002	Natural	36	39 lbs.
30001B	Black	36	39 lbs.
30001W	White	36	39 lbs.
30001Z	Bronze	36	39 lbs.

Guard No. **30027** and exterior gasket No. **30698** can be used with this lampholder.

LAMPHOLDER GUARD

Fits catalog numbers **30001**, **30002**, and **30010**.

Catalog No.	Color	Carton Quantity	Weight per 100 units
30027	Chrome	6	62 lbs.




Deluxe Lampholders

Suitable for wet locations



- Die-cast aluminum.
- Glazed porcelain socket with nickel plated copper screw shell.
- Calibrated swivel with serrated locking teeth.
- Weather- and chip- resistant.
- Powder finish.
- Wattage: 75 to 300 watt-par-38 and R-40 lamps.
- 6" lead.
- Quality heat resistant silicone, rubber weatherseal.
- Heat dissipating ribs.
- UL Listed.



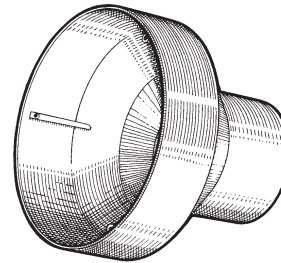
Catalog No.	Color	Carton Quantity	Weight per 100 units
30003	Gray	10	74 lbs.
30003B	Black	10	74 lbs.
30003W	White	10	74 lbs.
30003Z	Bronze	10	74 lbs.

CON-O-SHADE™

The perfect way to enhance and protect floodlighting economically.

Con-O-Shade™ converts the standard Mulberry #30010 lampholder, upgrading new and existing installations and providing a shield for lamp protection.

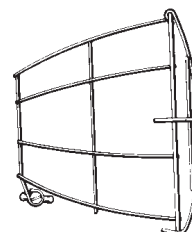
- Heavy die-cast aluminum.
- Powder finish.
- For use with Par 30 bulb.
- Install on #30010 lampholder easily with just a ¼ turn –no screws, bolts, or extra parts.



Catalog No.	Color	Carton Quantity	Weight per 100 units
30050	Gray	6	95 lbs.
30050B	Black	6	95 lbs.
30050W	White	6	95 lbs.
30050Z	Bronze	6	95 lbs.

DELUXE WIRE GUARD

- Wire protective guard for Deluxe Lampholder (#30003) only.
- Corrosion resistant, cadmium plated.



Catalog No.	Color	Carton Quantity	Weight per 100 units
30020	Chrome	6	60 lbs.

Floodlighting Kits

Suitable for wet locations

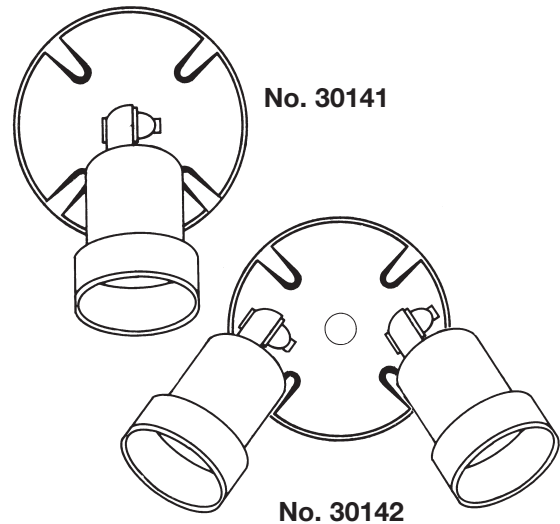


30141: one 30001 lampholder and one round 30367 cover with one hole.
 30142: two 30001 lampholders and one round 30377 cover with three holes.

- Baked powder finish.
- Prewired for convenience and ease of assembly.
- All necessary gaskets and mounting hardware supplied.
- All units packed in polybag with display header.

Catalog No.	Color	Carton Quantity	Weight per 100 units
30141	Gray	10	80 lbs.
30141B	Black	10	80 lbs.
30141W	White	10	80 lbs.
30141Z	Bronze	10	80 lbs.
30142	Gray	10	120 lbs.
30142B	Black	10	120 lbs.
30142W	White	10	120 lbs.
30142Z	Bronze	10	120 lbs.

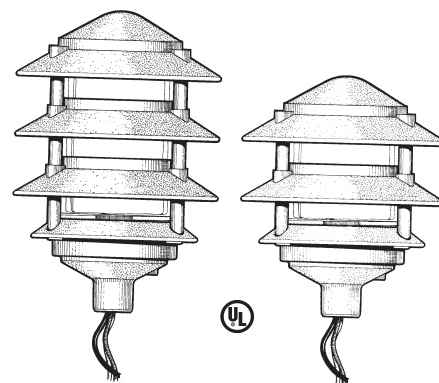
For replacement parts, please see page B32.



GARDEN LIGHTS

Attractive weatherproof garden lights provide low-level lighting for pathways, terraces, stairways, low plantings, and gardens. They enhance landscaping, as well as provide safety and security. Their high-quality components, die-cast construction, and UV-resistant powder finish assure years of trouble-free service.

- UL Listed for wet locations.
- Fully assembled, wired and ready to install.
- ½" NPT hub for ½" conduit mount.
- 3-wire 20" leads.
- Porcelain socket.
- Heavy duty die-cast housing.
- Gasketed, vapor-tight, heat-resistant clear glass globe.
- UV-resistant baked powder polyester textured finish.



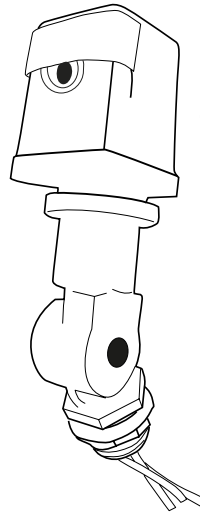
Catalog No.	No. of Tiers	Color	Dimensions	Maximum Wattage	Carton Quantity	Weight per 100 units
30113	3	Green	7" H, 6" diam.	75	6	300 lbs.
30113B	3	Black	7" H, 6" diam.	75	6	300 lbs.
30114	4	Green	9" H, 6" diam.	100	6	375 lbs.
30114B	4	Black	9" H, 6" diam.	100	6	375 lbs.

LIGHTING

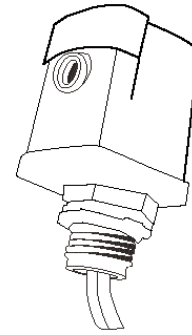
Direct Wire-in Photo Controls With Fixed or Swivel Mounting Suitable for wet locations



- High impact polycarbonate housing.
- Turn on between 1 and 5 foot candles.
- Turn on / turn off ratio: 1 to 3.
- Single-pole, single-throw switching.
- Minimum time delay: 15 seconds.
- Contact position at night normally closed.
- External slide clip allows light level adjustment.
- With ½" -14 threaded stem. Fits ½" knockout.
- With 6" color-coded lead wire.
- Temperature range: -40°F (-40°C) to 158°F (70°C).



Swivel Mount No. 30826
Fixed Mount
(Nos. 30825, 30830, 30832, & 30847)



Durable Construction

Durable polycarbonate housing with ½" threaded stem easily mounts to a standard weatherproof box with a ½" outlet. Ideal for wall packs and other types of security and area lighting. All controls come with locknut, rubber gasket and easy-to-read instructions.

Positive Snap Action Switch

A dependable bi-metal switch provides positive on/off switching. Built-in time delay prevents accidental turn off that may result from stray automobile headlights, lightning flashes or any momentary brightness. Switch contacts are normally closed and, should they fail, remain in an ON position.

Catalog No.	Voltage	Watts Tungsten	Amps Tungsten	Watts Ballast	Amps Ballast	Carton Quantity	Weight per 100 units
30825	120	1800	15	1000	8.3	10	15 lbs.
30830	208-277	3100-4150	15	1700-2300	8.3	10	15 lbs.
30832	480	7200	15	4000	8.3	10	15 lbs
30847	120	3000	25	3000	25	10	15 lbs
30826	120	1800	15	1000	8.3	10	22 lbs.

All of the above items are both UL Listed and CSA Approved, except Catalog Nos. 30847 and 30832.

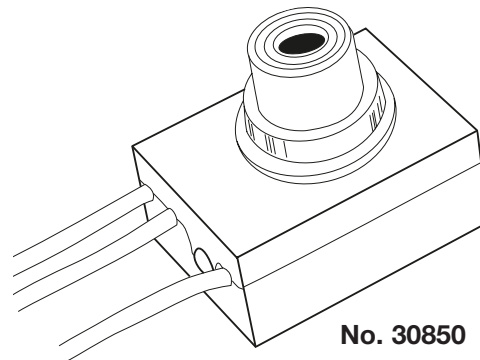
NOTE: See Basic Wiring Diagram on the following page.

Direct Wire-in Photo Controls - "Button" Type

Suitable for wet locations



- Threaded stem, 3/4" in length, with a 3/8"-18 thread.
- Turn on between 1 and 5 foot candles.
- Turn on / turn off ratio: 1 to 3.
- Single-pole, single-throw switching.
- Built-in time delay prevents any false switching at night due to any momentary flashes of light.
- Contact position at night normally closed.
- With 6" color-coded lead wire.
- Temperature range: -40°F (-40°C) to 158°F (70°C).



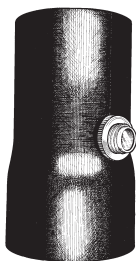
U.L. Recognized component




Durable, Weatherproof Construction

Durable polycarbonate housing is weatherproof and corrosion resistant. The polycarbonate case and lens are sonically welded in place to seal out moisture.

Ideal for wall packs and post lamps. All units come with locknut, rubber gasket and easy-to-read instructions.



With Post Collar
No. 30858



With Anodized Aluminum Wall Plate & Gasket
No. 30855

Catalog No.	Voltage	Watts Tungsten	Amps Tungsten	Watts Ballast	Amps Ballast	Carton Quantity	Weight per 100 units
30850*	120	1800	15	1000	8.3	10	20 lbs.
30853*	208-277	3100-4100	15	1700-2300	8.3	10	20 lbs.
30855*	120	1800	15	1000	8.3	10	30 lbs
30858	120	1800	15	1000	8.3	10	60 lbs

*UL Recognized and CSA Approved.

Basic Wiring Diagram




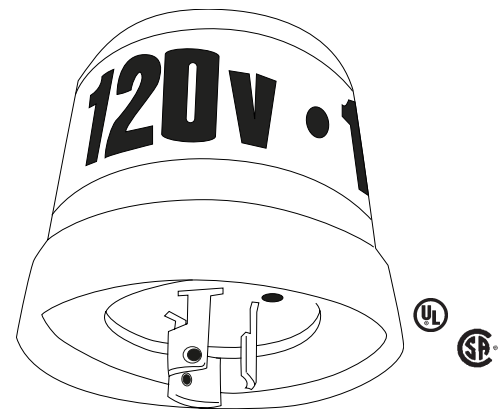
PHOTO CONTROLS

Locking-Type Photo Controls

Suitable for wet locations



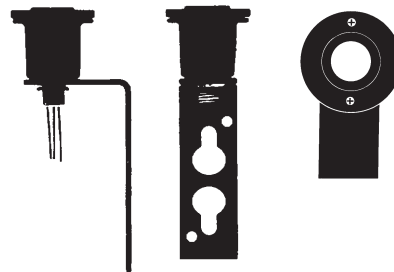
- UV-stabilized polycarbonate housing is translucent, with color-coded band for voltage identification.
- Meet NEMA standards for locking-type devices.
- With solid brass plug blades to provide greater electrical dependability and maximum resistance to corrosion.
- Minimum turn on: 5 foot candles; maximum turn off: 15 foot candles.
- With ½" cadmium sulfide cell.
- Built-in time delay prevents any false switching at night due to light from vehicles, lightning, etc.
- Normally closed contact position at night.
- Temperature range: -40°F (-40°C) to 158°F (70°C).
- Dimensions: 2¾" high, 3" in diameter.



No. 30834

MOUNTING BRACKET

- Receptacle for locking-type photo control.
- Locking-type receptacle comes with an aluminum angle bracket for wood pole or wall mounting.
- With three 14 AWG 18" color-coded lead wire. Receptacle has a ½" threaded stem.
- Rated for 15 amps at 120 volts, 10 amps at 240 volts and 5 amps at 480 volts.



Catalog No.	Voltage	Watts Tungsten	VA Ballast	Carton Quantity	Weight per 100 units
30834	120	1000	1000VA	10	20 lbs.
30837**	208-277	1700-2300	1700-2300VA	10	20 lbs.
30842**	480	1000	4000VA	10	20 lbs.
30844	120-277	1000-2300	1000-2300VA	10	20 lbs.
30862	(mounting bracket)			12	67 lbs.
30846*	(shorting cap)			10	20 lbs

* Shorting cap keeps lights on at all times unless turned off from a remote location.

**UL Listed only.

Direct Wire-in Photo Controls Pencil Type -- Swivel Mount Suitable for wet locations



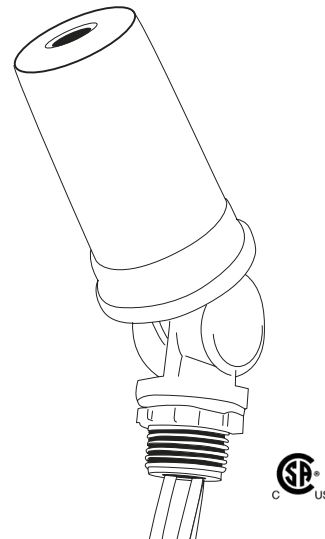
- High impact polycarbonate enclosure.
- Swivel adjustable 180°.
- Single-pole single-throw switching.
- Standard turn on at 1 foot candle.

Durable Polycarbonate Construction Suitable For Wet Locations

Polycarbonate housing is weatherproof and corrosion resistant. 180 degree swivel with end light sensing allows almost any outdoor installation.

Photocell

½" cadmium sulfide cell is calibrated to turn outdoor lighting on at 1 foot candle (dusk) and off at 3 foot candles (dawn). Both cell and protective window are UV-stabilized to assure greater cell life.



Positive Snap Action Switch

A dependable bi-metal switch provides positive on/off switching. Built-in time delay prevents accidental turn off that may result from stray automobile headlights, lightning flashes or any momentary brightness. Switch contacts are normally closed and, should they fail, remain in an ON position.

Temperature Range

Operating ambient temperature range between -40°F (-40°C) and 158°F (70°C).

Catalog No.	Voltage	Watts Tungsten	Amps Tungsten	Watts Ballast	Amps Ballast	Carton Quantity	Weight per 100 units
30820	120	1800	15	1000	8.3	10	22 lbs.
30821*	208-277	2000	16.7	1800	15	10	22 lbs.

*Not certified. **Note:** CSA International (cCSAus) tests to applicable U.S. and Canadian standards including ANSI, UL and CSA.

Guarantee—All Photo Controls

All photo controls sold by Mulberry, except our locking-type models, are guaranteed against defects in parts or manufacture for five (5) years from the date of shipment. Locking-type controls (30834, 30837, 30842 and 30844) are guaranteed for three (3) years. It is understood that the voltage and/or wattage rating of the unit have not been exceeded, and that the unit has undergone no physical abuse.

Mulberry cannot assume responsibility for units damaged by voltage surges or lightning. Defective units will be

or replaced under the Guarantee if returned to factory with shipping charges both ways paid by customer.

All Direct Wire-in Photo Controls that are returned must have a minimum of 6" leads for testing.

The foregoing defines Mulberry's sole liability, and in no event shall Mulberry be responsible for labor charges arising from the changing of defective photo controls or parts or, except as herein provided, for any damage, consequential or otherwise, of any nature whatsoever.

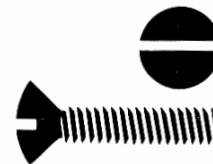
DIE-CAST ZINC CLOSURE PLUGS

Catalog No.	Description	Color
30290	1/2" closure plug	Gray
30290W	1/2" closure plug	White
30290Z	1/2" closure plug	Bronze
30292	3/4" closure plug	Gray
30292W	3/4" closure plug	White
30292Z	3/4" closure plug	Bronze
30294	1" closure plug	Gray
30294W	1" closure plug	White
30294Z	1" closure plug	Bronze




STAINLESS STEEL SCREWS

Catalog No.	Description	Length
40225	Oval head, slotted 6 x 32 thread	1/2"
40235	Oval head, slotted 6 x 32 thread	1"
40245	Oval head, slotted 6 x 32 thread	1 1/2"
40255	Oval head, slotted 6 x 32 thread	2"



TAMPERPROOF SCREWS

Catalog No.	Description	Length
40261	Chrome plated brass, spanner oval head, 6 x 32 thread	1/2"
40304	Chrome plated brass, spanner oval head, 6 x 32 thread	1"
40271	Chrome plated brass, spanner oval head, 6 x 32 thread	1 1/2"
40276	Chrome plated brass, spanner oval head, 6 x 32 thread	2"



SPECIAL SCREWDRIVER

Catalog No.	Description
40299	For spanner head tamperproof screws.



GROUND SCREWS

Catalog No.	Description	Length
40319	Green plated 10-32 self tapping	3/4"
40320	Green plated 10-32 regular	3/4"






WEATHERSAFE COVERS

Catalog No.	Cover	Depth	Style	Carton Quantity	Weight per 100 units
30950	Deep	3 ½"	Horizontal	10	28 lbs.
30951	Deep	3 ½"	Vertical	10	28 lbs.
30952	Shallow	2 ½"	Horizontal	10	20 lbs.
30953	Shallow	2 ½"	Vertical	10	20 lbs.

1-gang cover only (gasket and hardware not included).




SPACERS (FERRULES)

Catalog No.	Description
40495	For spacing standard switches when used with weatherproof switch covers.



SWITCHES / TOGGLE

Catalog No.	Description
40501*	Single pole 10A/125 volt switch
40502	Single pole 20A-120/277 volt switch
40503	3-way 10A/125 volt switch
40504	Two pole 20A-120/277 volt switch



*No. 40501 has bent straps, as per illustration; Nos. 40502-4 have straight straps.

MOTOR BASE RECEPTACLE

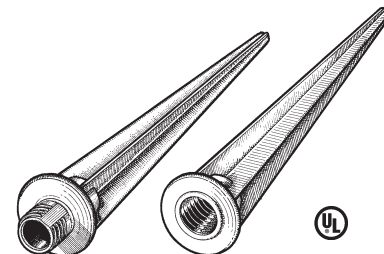
Catalog No.	Description
40507	Motor base receptacle for mobile homes. With male device 3-wire U ground parallel blades. Rated at 15A-125V.



SPIKES

- Die-cast zinc.
- ½" male/female thread.


Catalog No.	Description	Carton Quantity	Weight per 100 units
30297	Male spike 7" long; screws into any ½" tapped hole	25	8 lbs.
30298	Female spike	25	12 lbs.



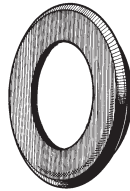
No. 30297

No. 30298


LAMPHOLDER REPLACEMENT PARTS



Inside Gasket **No. 30697**




Outside Gasket **No. 30698**

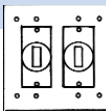


Porcelain Socket **No. 40505**
Plastic Receptacle for
Garden Light No. 40509

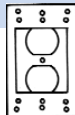
GASKETS

- 1 Gang switch
- 1 Gang blank **USE** 
- 1 Gang single receptacle **30671**
- 1 Gang telephone

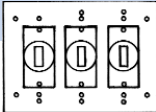
GASKETS

- 2 Gang blank
- ■ 2 Gang switch **USE** 
- ■ 2 Gang duplex receptacle **30672**
- ● 2 Gang single receptacle
- ■ 2 Gang, 1 switch & 1 duplex receptacle
- ■ 2 Gang, 1 single & 1 duplex receptacle

GASKETS

- ■ 1 Gang duplex receptacle
- 1 Gang skeleton **USE**  (For GFI receptacles) **30661**
- 1 Gang louver

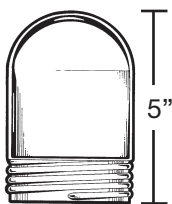
GASKETS

- ■ ■ 3 Gang switch **USE** 
- 3 Gang blank **30673**

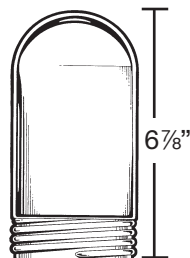


4" Round Catalog No. 30690
(2½" inner diameter)

REPLACEMENT GLASS FOR GARDEN LIGHTS



3 Tier Glass
No. 40513



4 Tier Glass
No. 40514



Mulberry Metal Products, Inc.
2199 Stanley Terrace
P.O. Box 443
Union, New Jersey 07083

tel. 908.688.8850
fax. 908.688.7294
www.mulberrymetal.com