

# Bells Vibrating 340 and 435 Series

Edwards 340 Series and 435 Series are vibrating bells that produce a long, continuous ringing sound. The striker continues to strike the gong in rapid-fire as long as current is applied. Specified for timing, scheduling, paging and general alarm applications.

## Features and Specifications

- 4", 6" and 10" gong sizes in AC versions
- 4", 6", 8" and 10" gong sizes in DC versions
- Completely assembled with all hardware supplied
- Die cast housing
- Corrosion resistant heat flowed epoxy finish
- Mounts directly on surface or electrical box
- Optional flush mount grille and wall box available separately
- Self-compensating solenoid plunger
- FM approved (AC Bells only)



Ordering Information		Operating Voltage	Current	VA	Gong Size	dB at 1m/10ft.	DC Coil Res (Ohms)
AC	340-4E5	12V AC	0.620 A	7.4	4" (102mm)	98/88	13
	340-6E5	12V AC	0.700 A	8.4	6" (152mm)	102/92	8
	340-4FM	16V AC	0.460 A	7.4	4" (102mm)	98/88	22
	340-6FM	16V AC	0.500 A	8.0	6" (152mm)	102/92	13
	340-4G5	24V AC	0.310 A	7.4	4" (102mm)	98/88	50
	340-6G5	24V AC	0.350 A	8.4	6" (152mm)	102/92	30
	340-10G5	24V AC	0.350 A	8.4	10" (254mm)	106/96	30
	340-4N5	120V AC	0.062 A	7.4	4" (102mm)	98/88	1300
	340-6N5	120V AC	0.070 A	8.4	6" (152mm)	102/92	700
	340-10N5	120V AC	0.070 A	8.4	10" (254mm)	106/96	700
	340-4R5	240V AC	0.031 A	7.4	4" (102mm)	98/88	5000
	340-6R5	240V AC	0.350 A	8.4	6" (152mm)	102/92	2650
340-10R5	240V AC	0.350 A	8.4	10" (254mm)	106/96	2650	
DC	435-4C1	6V DC	0.250 A	1.5	4" (102mm)	100/90	11
	435-6C1	6V DC	0.250 A	1.5	6" (152mm)	102/92	11
	435-8C1	6V DC	0.250 A	1.5	8" (203mm)	103/93	11
	435-4E1	12V DC	0.125 A	1.5	4" (102mm)	100/90	40
	435-6E1	12V DC	0.125 A	1.5	6" (152mm)	102/92	40
	435-8E1	12V DC	0.125 A	1.5	8" (203mm)	103/93	40
	435-10E1	12V DC	0.125 A	1.5	10" (254mm)	104/94	40
	435-4G1	24V DC	0.062 A	1.5	4" (102mm)	100/90	155
	435-6G1	24V DC	0.062 A	1.5	6" (152mm)	102/92	155
	435-8G1	24V DC	0.062 A	1.5	8" (203mm)	103/93	155
	435-10G1	24V DC	0.062 A	1.5	10" (254mm)	104/94	155
	435-4J1	32V DC	0.047 A	1.5	4" (102mm)	100/90	275
	435-6J1	32V DC	0.047 A	1.5	6" (152mm)	102/92	275
	435-6K1	48V DC	0.031 A	1.5	6" (152mm)	102/92	620
	435-4P1	125V DC	0.012 A	1.5	4" (102mm)	100/90	3000
	435-6P1	125V DC	0.012 A	1.5	6" (152mm)	102/92	3000
	435-8P1	125V DC	0.012 A	1.5	8" (203mm)	103/93	3000
	435-10P1	125V DC	0.012 A	1.5	10" (254mm)	104/94	3000
435-6S1	250V DC	0.008 A	2.0	6" (152mm)	100/90	6100	
435-10S1	250V DC	0.008 A	2.0	10" (254mm)	100/90	6100	



# Bells

## Vibrating

### 340 and 435 Series

#### Accessories

Description	Cat. No.
Outdoor Back Box for 4" AC Bells	348
Outdoor Back Box for 6" Bells or 10" AC Bells	349
Outdoor Back Box for DC Bells	449
Flush Mount Grille for 4" Bells	511-A <sup>1</sup>
Flush Mount Grille for 6" Bells	512-A <sup>2</sup>
Flush Mount Grille for 10" Bells	513-A <sup>3</sup>
Wall Box for 4" Bells	511-1
Wall Box for 6" Bells	512-1
Wall Box for 10" Bells	513-1

<sup>1</sup>511-A must be used with 511-1.

<sup>2</sup>512-A must be used with 512-1.

<sup>3</sup>513-A must be used with 513-1.



348



449

#### Signal Input Load Characteristics

These devices may be operated by PLCs with output characteristics that match the input load requirements of the signal.

Cat. No.	Operating Voltage <sup>4</sup>	Max. Off State Leakage Current (A)	Continuous On Current (A)	Surge (Inrush/Duration) Amps/Milliseconds
340-4N5	120V AC	0.025	0.062	0.095 / 4
340-6N5	120V AC	0.025	0.070	0.15 / 4
340-10N5	120V AC	0.025	0.070	0.15 / 4
435-4G1	24V DC	0.005	0.062	1.06 / 0.0001
435-6G1	24V DC	0.005	0.062	1.14 / 0.000125
435-10G1	24V DC	0.005	0.062	1.14 / 0.000125

<sup>4</sup>AC voltage frequency is 60 Hz.

#### Weights and Dimensions

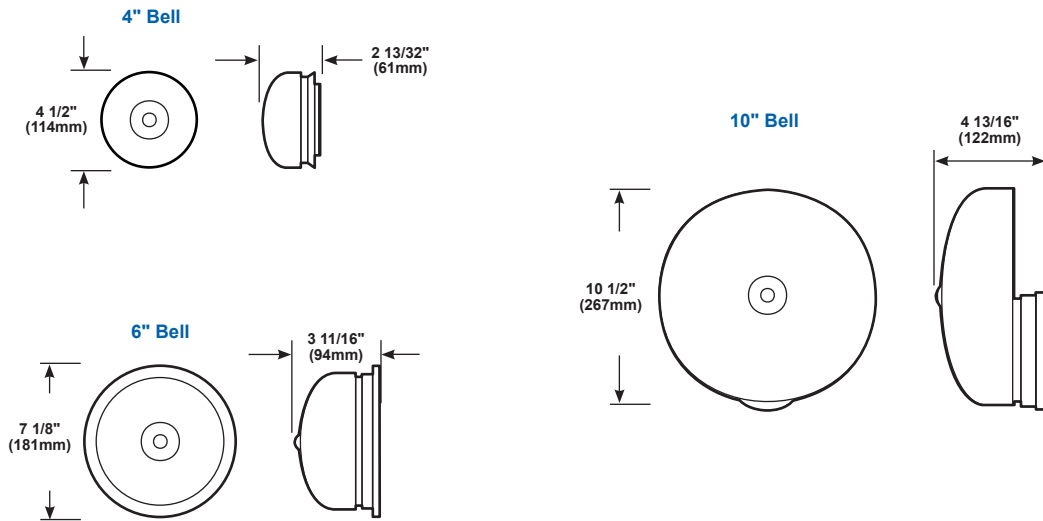
Cat. No. <sup>5</sup>	Approx. Net Weight (lb.)	Approx. Shipping Weight (lb.)
340-4	1.64	1.80
340-6	4.20	4.40
340-10	6.45	6.98
435-4	2.40	2.60
435-6	3.00	3.20
435-8	4.80	5.00
435-10	6.20	6.40

<sup>5</sup>Catalog number represents gong size and voltage range category.

# Bells Vibrating 340 and 435 Series

Weights and Dimensions		Continued					
Cat. No. <sup>1</sup>	Approx. Net Weight (lb.)	Approx. Shipping Weight (lb.)	Dimensions				
			Diameter	Depth	Width	Height	Length
348	0.92	0.96	5 1/8" (130mm)	1 5/8" (41mm)	—	—	—
349	1.30	1.56	6 1/2" (165mm)	1 5/8" (41mm)	—	—	—
449	1.13	1.18	—	2" (51mm)	4 9/16" (115mm)	4 1/2" (114mm)	—
511-A	2.00	2.50	—	—	—	10" (254mm)	10" (254mm)
512-A	2.00	2.50	—	—	—	12" (305mm)	12" (305mm)
513-A	3.00	3.50	—	—	—	16" (406mm)	16" (406mm)
511-1	4.00	5.00	—	3 7/8" (98mm)	—	8" (203mm)	8" (203mm)
512-1	5.00	6.00	—	4 1/4" (108mm)	—	10" (254mm)	10" (254mm)
513-1	5.00	6.00	—	5" (127mm)	—	14" (357mm)	14" (357mm)

<sup>1</sup>Catalog number represents gong size and voltage range category.

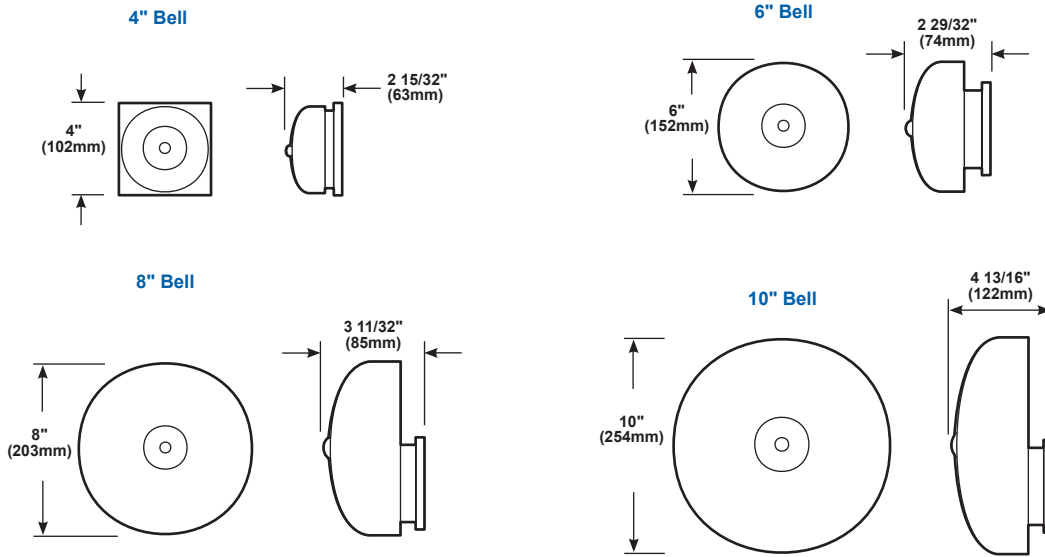


## 340 Series

**NOTE:** Mounts directly on surface or fits any single-gang box, 3 1/4" (83mm), 3 1/2" (89mm), or 4" (102mm) octagon box, or any plaster cover with mounting holes on 2 3/4" (70mm) centers. 6" and 10" bells also mount on 4" (102mm) square boxes.

# Bells Vibrating 340 and 435 Series

435 Series



**NOTE:** Mounts directly on surface or fits any single-gang box, 3 1/4" (83mm), 3 1/2" (89mm), or 4" (102mm) octagon box, or any plaster cover with mounting holes on 2 3/4" (70mm) centers. 6" and 10" bells also mount on 4" (102mm) square boxes.

# Bells Vibrating 340 and 435 Series

Edwards 340 Series and 435 Series are vibrating bells that produce a long, continuous ringing sound. The striker continues to strike the gong in rapid-fire as long as current is applied. Specified for timing, scheduling, paging and general alarm applications.

## Features and Specifications

- 4", 6" and 10" gong sizes in AC versions
- 4", 6", 8" and 10" gong sizes in DC versions
- Completely assembled with all hardware supplied
- Die cast housing
- Corrosion resistant heat flowed epoxy finish
- Mounts directly on surface or electrical box
- Optional flush mount grille and wall box available separately
- Self-compensating solenoid plunger
- FM approved (AC Bells only)



Ordering Information		Operating Voltage	Current	VA	Gong Size	dB at 1m/10ft.	DC Coil Res (Ohms)
Description	Cat. No.						
AC	340-4E5	12V AC	0.620 A	7.4	4" (102mm)	98/88	13
	340-6E5	12V AC	0.700 A	8.4	6" (152mm)	102/92	8
	340-4FM	16V AC	0.460 A	7.4	4" (102mm)	98/88	22
	340-6FM	16V AC	0.500 A	8.0	6" (152mm)	102/92	13
	340-4G5	24V AC	0.310 A	7.4	4" (102mm)	98/88	50
	340-6G5	24V AC	0.350 A	8.4	6" (152mm)	102/92	30
	340-10G5	24V AC	0.350 A	8.4	10" (254mm)	106/96	30
	340-4N5	120V AC	0.062 A	7.4	4" (102mm)	98/88	1300
	340-6N5	120V AC	0.070 A	8.4	6" (152mm)	102/92	700
	340-10N5	120V AC	0.070 A	8.4	10" (254mm)	106/96	700
	340-4R5	240V AC	0.031 A	7.4	4" (102mm)	98/88	5000
	340-6R5	240V AC	0.350 A	8.4	6" (152mm)	102/92	2650
340-10R5	240V AC	0.350 A	8.4	10" (254mm)	106/96	2650	
DC	435-4C1	6V DC	0.250 A	1.5	4" (102mm)	100/90	11
	435-6C1	6V DC	0.250 A	1.5	6" (152mm)	102/92	11
	435-8C1	6V DC	0.250 A	1.5	8" (203mm)	103/93	11
	435-4E1	12V DC	0.125 A	1.5	4" (102mm)	100/90	40
	435-6E1	12V DC	0.125 A	1.5	6" (152mm)	102/92	40
	435-8E1	12V DC	0.125 A	1.5	8" (203mm)	103/93	40
	435-10E1	12V DC	0.125 A	1.5	10" (254mm)	104/94	40
	435-4G1	24V DC	0.062 A	1.5	4" (102mm)	100/90	155
	435-6G1	24V DC	0.062 A	1.5	6" (152mm)	102/92	155
	435-8G1	24V DC	0.062 A	1.5	8" (203mm)	103/93	155
	435-10G1	24V DC	0.062 A	1.5	10" (254mm)	104/94	155
	435-4J1	32V DC	0.047 A	1.5	4" (102mm)	100/90	275
	435-6J1	32V DC	0.047 A	1.5	6" (152mm)	102/92	275
	435-6K1	48V DC	0.031 A	1.5	6" (152mm)	102/92	620
	435-4P1	125V DC	0.012 A	1.5	4" (102mm)	100/90	3000
	435-6P1	125V DC	0.012 A	1.5	6" (152mm)	102/92	3000
	435-8P1	125V DC	0.012 A	1.5	8" (203mm)	103/93	3000
	435-10P1	125V DC	0.012 A	1.5	10" (254mm)	104/94	3000
435-6S1	250V DC	0.008 A	2.0	6" (152mm)	100/90	6100	
435-10S1	250V DC	0.008 A	2.0	10" (254mm)	100/90	6100	



# Bells

## Vibrating

### 340 and 435 Series

#### Accessories

Description	Cat. No.
Outdoor Back Box for 4" AC Bells	348
Outdoor Back Box for 6" Bells or 10" AC Bells	349
Outdoor Back Box for DC Bells	449
Flush Mount Grille for 4" Bells	511-A <sup>1</sup>
Flush Mount Grille for 6" Bells	512-A <sup>2</sup>
Flush Mount Grille for 10" Bells	513-A <sup>3</sup>
Wall Box for 4" Bells	511-1
Wall Box for 6" Bells	512-1
Wall Box for 10" Bells	513-1

<sup>1</sup>511-A must be used with 511-1.

<sup>2</sup>512-A must be used with 512-1.

<sup>3</sup>513-A must be used with 513-1.



348



449

#### Signal Input Load Characteristics

These devices may be operated by PLCs with output characteristics that match the input load requirements of the signal.

Cat. No.	Operating Voltage <sup>4</sup>	Max. Off State Leakage Current (A)	Continuous On Current (A)	Surge (Inrush/Duration) Amps/Milliseconds
340-4N5	120V AC	0.025	0.062	0.095 / 4
340-6N5	120V AC	0.025	0.070	0.15 / 4
340-10N5	120V AC	0.025	0.070	0.15 / 4
435-4G1	24V DC	0.005	0.062	1.06 / 0.0001
435-6G1	24V DC	0.005	0.062	1.14 / 0.000125
435-10G1	24V DC	0.005	0.062	1.14 / 0.000125

<sup>4</sup>AC voltage frequency is 60 Hz.

#### Weights and Dimensions

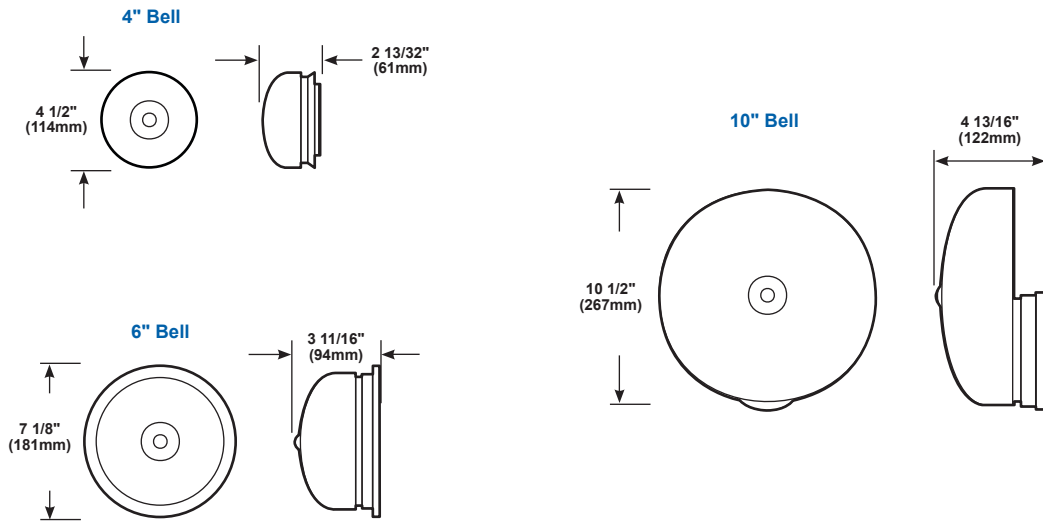
Cat. No. <sup>5</sup>	Approx. Net Weight (lb.)	Approx. Shipping Weight (lb.)
340-4	1.64	1.80
340-6	4.20	4.40
340-10	6.45	6.98
435-4	2.40	2.60
435-6	3.00	3.20
435-8	4.80	5.00
435-10	6.20	6.40

<sup>5</sup>Catalog number represents gong size and voltage range category.

# Bells Vibrating 340 and 435 Series

Weights and Dimensions		Continued					
Cat. No. <sup>1</sup>	Approx. Net Weight (lb.)	Approx. Shipping Weight (lb.)	Dimensions				
			Diameter	Depth	Width	Height	Length
348	0.92	0.96	5 1/8" (130mm)	1 5/8" (41mm)	—	—	—
349	1.30	1.56	6 1/2" (165mm)	1 5/8" (41mm)	—	—	—
449	1.13	1.18	—	2" (51mm)	4 9/16" (115mm)	4 1/2" (114mm)	—
511-A	2.00	2.50	—	—	—	10" (254mm)	10" (254mm)
512-A	2.00	2.50	—	—	—	12" (305mm)	12" (305mm)
513-A	3.00	3.50	—	—	—	16" (406mm)	16" (406mm)
511-1	4.00	5.00	—	3 7/8" (98mm)	—	8" (203mm)	8" (203mm)
512-1	5.00	6.00	—	4 1/4" (108mm)	—	10" (254mm)	10" (254mm)
513-1	5.00	6.00	—	5" (127mm)	—	14" (357mm)	14" (357mm)

<sup>1</sup>Catalog number represents gong size and voltage range category.

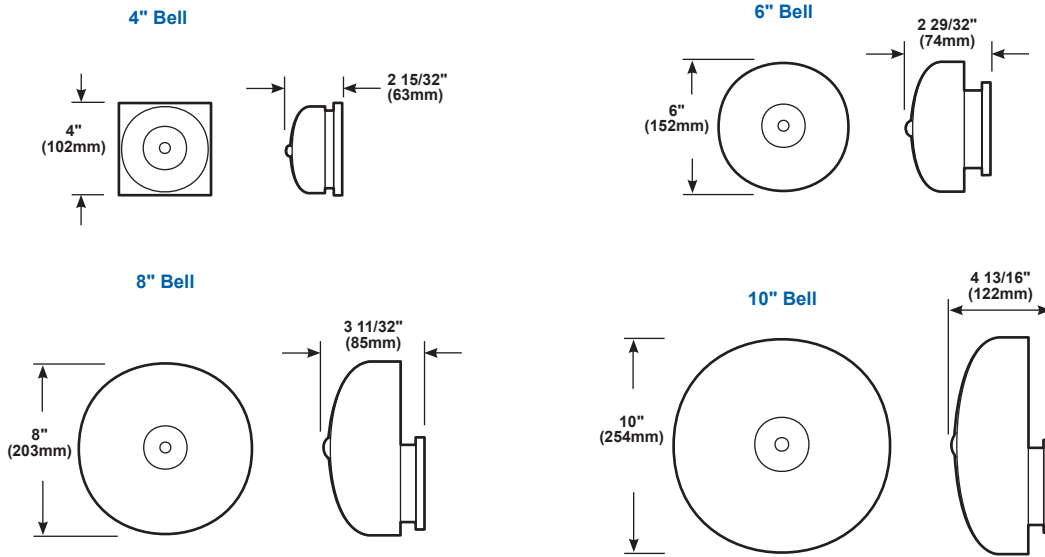


## 340 Series

**NOTE:** Mounts directly on surface or fits any single-gang box, 3 1/4" (83mm), 3 1/2" (89mm), or 4" (102mm) octagon box, or any plaster cover with mounting holes on 2 3/4" (70mm) centers. 6" and 10" bells also mount on 4" (102mm) square boxes.

# Bells Vibrating 340 and 435 Series

435 Series



**NOTE:** Mounts directly on surface or fits any single-gang box, 3 1/4" (83mm), 3 1/2" (89mm), or 4" (102mm) octagon box, or any plaster cover with mounting holes on 2 3/4" (70mm) centers. 6" and 10" bells also mount on 4" (102mm) square boxes.