

# Industrial grade L7-15 locking devices

Project Name:	Prepared By:
Project Number:	Date:
Catalog Number:	Type:

## Description

NEMA L7-15 15A, 277V/AC, 2P-3W



L7-15R L7-15P



CWL715P



CWL715C



CWL715R



CWL715FO

### Design features for plug & connector

- Nylon construction
- EPDM gasket seals cord hole from dust and debris
- Dual range cord grip for solid cord clamping
- Back wire terminal clamps for easy secure wiring
- Individual wiring compartments with tapered channel for easy insertion of wires
- Clear cover over wiring compartments allows easy inspection of wiring terminations

### Design features for receptacles

- Glass reinforced nylon body and face
- One piece brass contacts offer superior performance and minimal heat rise
- Back and side wire terminal clamps for easy secure wiring
- Duplex receptacles feature a break off tab for split circuit wiring

### Design features for flanged inlet & outlet

- Nylon construction
- Mounting holes interchangeable with competitive units
- Back wire terminal clamps for easy secure wiring
- Individual wiring compartments with tapered channel for easy insertion of wires

**Table 1. NEMA L7-15 Industrial Grade Locking Devices**

Catalog No.	Description	Amps	Volts	Color
<input type="checkbox"/> CWL715P	Safety grip plug	15	277	Black & white
<input type="checkbox"/> CWL715C	Safety grip connector	15	277	Black & white
<input type="checkbox"/> 4750	Duplex receptacle	15	277	Black
<input type="checkbox"/> CWL715R	Single receptacle	15	277	Black
<input type="checkbox"/> CWL715FO	Flanged outlet	15	277	Black & white
<input type="checkbox"/> CWL715FI	Flanged inlet	15	277	Black & white

Compliances, specifications and availability are subject to change without notice.



Powering Business Worldwide

Project Name:	Prepared By:
Project Number:	Date:
Catalog Number:	Type:

## Plug & Connector

NEMA L7-15 15A, 277V/AC, 2P-3W

**Table 2. Specifications**

Catalog No.	NEMA L7-15 Plug & Connector
<b>NEMA Config</b>	NEMA L7-15
<b>Wiring Type</b>	Back wire
<b>Environmental Specifications</b>	<b>Flammability:</b> Meets UL94 requirements; V2 rated <b>Temperature Rating:</b> -40°C to 60°C (-40°F to 140°F)
<b>Electrical Specifications</b>	<b>Dielectric Voltage:</b> Twice the device rating + 1000V per UL498 <b>Current Interrupting:</b> Yes, at full-rated current <b>Temperature Rise:</b> Max. 30°C (86°F) after 250 cycles of overload at 200% of rated current (DC)
<b>Mechanical Specifications</b>	<b>Terminal Accommodation:</b> #16 - #12 AWG <b>Voltage Ratings:</b> Permanently marked on device

**Table 3. Materials**

Catalog No.	NEMA L7-15 Plug & Connector
<b>NEMA Config</b>	NEMA L7-15
<b>Outer Shell</b>	Nylon
<b>Interior Body</b>	Nylon
<b>Terminal Retainer</b>	Polycarbonate
<b>Blades</b>	Brass
<b>Line Contacts</b>	Brass
<b>Terminal Clamps</b>	Steel, zinc plated
<b>Terminal Screws</b>	#8-32 brass, nickel plated (neutral screw)
<b>Ground Screw</b>	#8-32 brass plated (green)
<b>Assembly Screws</b>	Steel, nickel plated
<b>Gasket/Dust Shield</b>	EPDM
<b>Cord Clamp Screws</b>	Steel, nickel plated
<b>Cord Clamp</b>	Nylon

## Product Dimensions

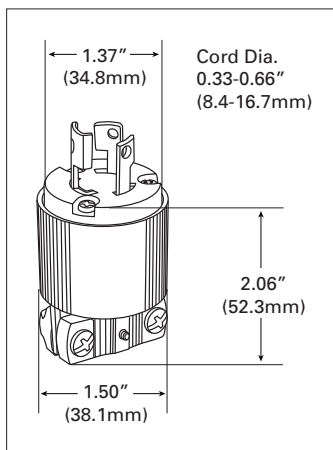


Figure 1. CWL715P

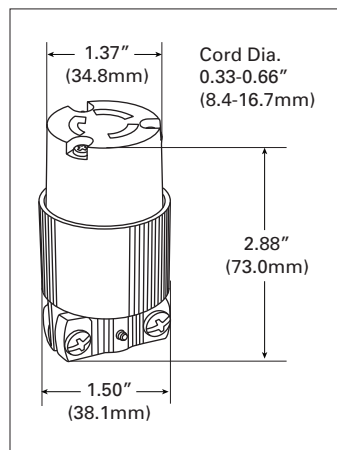


Figure 2. CWL715C

Compliances, specifications and availability are subject to change without notice.

Project Name:	Prepared By:
Project Number:	Date:
Catalog Number:	Type:

## Single & Duplex Receptacles

NEMA L7-15 15A, 277V/AC, 2P-3W

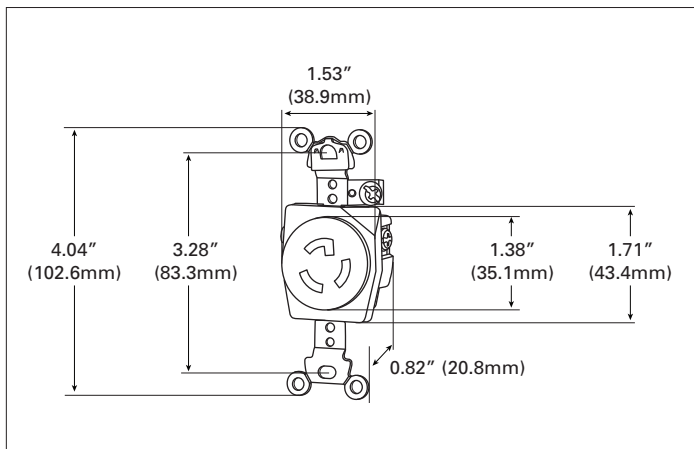
**Table 4. Specifications**

Catalog No.	NEMA L7-15 Single & Duplex Receptacles
<b>NEMA Config</b>	NEMA L7-15
<b>Wiring Type</b>	Back & side wire
<b>Environmental Specifications</b>	<b>Flammability:</b> Meets UL94 requirements; V0 rated <b>Temperature Rating:</b> -40°C to 115°C (-40°F to 239°F)
<b>Electrical Specifications</b>	<b>Dielectric Voltage:</b> ≤300V: 2000V, 301-600V: 3000V per UL498 <b>Current Interrupting:</b> Yes, at full-rated current <b>Temperature Rise:</b> Max. 30°C (86°F) after 250 cycles of overload @ 200% of rated current (DC)
<b>Mechanical Specifications</b>	<b>Terminal Accommodation:</b> #14 - #10 AWG <b>Voltage Ratings:</b> Permanently marked on device

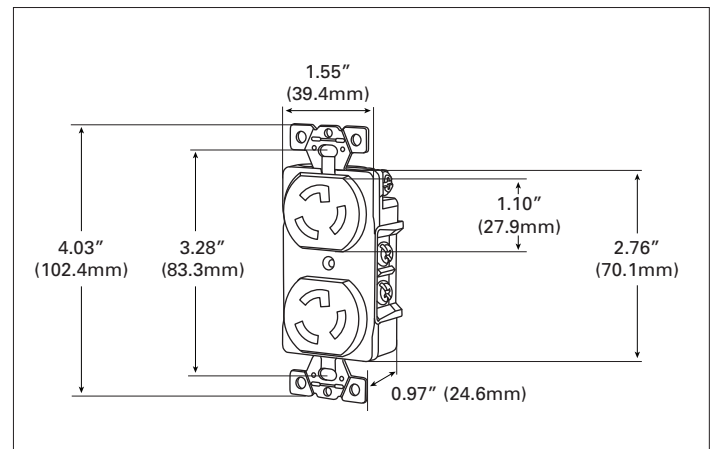
**Table 5. Materials**

Catalog No.	NEMA L7-15 Single & Duplex Receptacles
<b>NEMA Config</b>	NEMA L7-15
<b>Face</b>	Glass-filled nylon
<b>Base</b>	Glass-filled nylon
<b>Mounting Strap</b>	0.050" thick pre-plated steel
<b>Auto Ground Clip</b>	Yes
<b>Line Contacts</b>	0.036" thick brass
<b>Terminal Screws</b>	#8-32 brass screws, nickel plated
<b>Ground Screw</b>	#8-32 brass screw (green)
<b>Mounting Screws</b>	Steel, zinc plated

## Product Dimensions



**Figure 3. CWL715R**



**Figure 4. 4750**

Compliances, specifications and availability are subject to change without notice.

Project Name:	Prepared By:
Project Number:	Date:
Catalog Number:	Type:

## Flanged Inlet & Outlet

NEMA L7-15 15A, 277V/AC, 2P-3W

**Table 6. Specifications**

Catalog No.	NEMA L7-15 Flanged Inlet & Outlet
<b>NEMA Config</b>	NEMA L7-15
<b>Wiring Type</b>	Back wire
<b>Environmental Specifications</b>	<b>Flammability:</b> Meets UL94 requirements; V2 rated <b>Temperature Rating:</b> -40°C to 75°C (-40°F to 167°F)
<b>Electrical Specifications</b>	<b>Dielectric Voltage:</b> ≤300V: 2000V, 301-600V: 3000V per UL498 <b>Current Interrupting:</b> Yes, at full-rated current <b>Temperature Rise:</b> Flanged outlets: max. 30°C (86°F) after 50 cycles of overload @ 150% of rated current (DC); flanged inlets; max. 30°C (86°F) @ maximum rated current (DC)
<b>Mechanical Specifications</b>	<b>Terminal Accommodation:</b> #14 - #10 AWG <b>Voltage Ratings:</b> Permanently marked on device

**Table 7. Materials**

Catalog No.	NEMA L7-15 Flanged Inlet & Outlet
<b>NEMA Config</b>	NEMA L7-15
<b>Outer Shell</b>	Nylon
<b>Interior Body</b>	Nylon
<b>Terminal Retainer</b>	Polycarbonate
<b>Blades</b>	0.062" thick brass
<b>Line Contacts</b>	0.031" thick brass
<b>Terminal Clamps</b>	Steel
<b>Terminal Screws</b>	#8-32 brass
<b>Ground Screw</b>	#8-32 brass (green)
<b>Assembly Screws</b>	Steel, zinc plated
<b>Mounting Screws</b>	Steel, zinc plated

## Product Dimensions

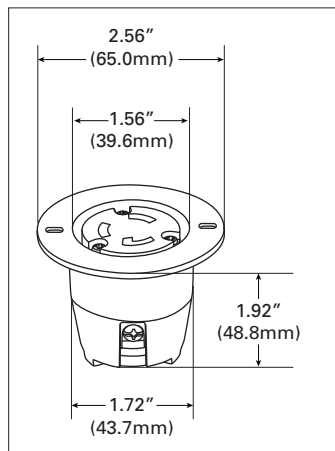


Figure 5. CWL715FO

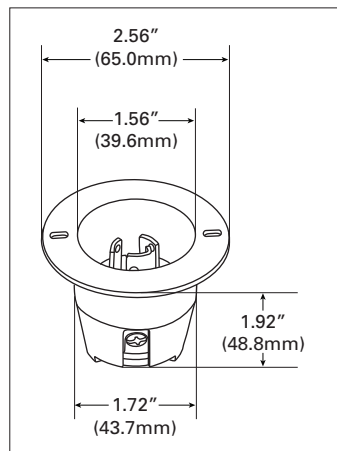


Figure 6. CWL715FI

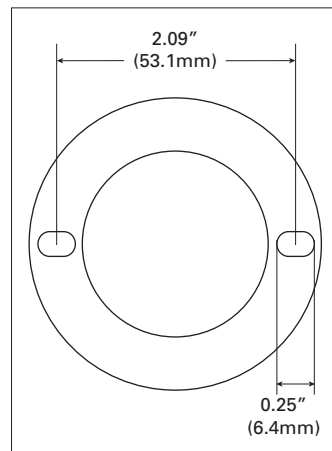








Figure 7. Top View

Compliances, specifications and availability are subject to change without notice.


# Industrial grade L7-15 locking devices

Technical Data  
Effective January 2014

Project Name:	Prepared By:
Project Number:	Date:
Catalog Number:	Type:

Catalog No.						
CWL715P	•			•	•	•
CWL715C	•			•	•	•
4750		•	•	•	•	•
CWL715R		•	•	•	•	•
CWL715FO		•	•		•	•
CWL715FI	•		•			•

**KEY:**  cULus  UL  CSA  Fed Spec  NAFTA  ROHS

 Parts are manufactured and designed in accordance with article 4 of the European Union's RoHS2 directive 2011/65/EU

**Compliances, specifications and availability are subject to change without notice.**

Electrical Sector  
203 Cooper Circle  
Peachtree City, GA 30269  
United States  
Eaton.com  
Arrowhart.com

Electrical Sector  
Canada Operations  
5925 McLaughlin Road  
Mississauga, Ontario, L5R 1B8  
Canada  
EatonCanada.ca  
Arrowhart.com

Electrical Sector  
Mexico Operations  
Carr. Tlalnepantla -  
Cuautitlan Km 178 s/n  
Col. Villa Jardin esq.  
Cerrada 8 de Mayo  
Cuautitlan, Mexico CP 54800  
Mexico  
Eaton.mx  
Arrowhart.com

**Eaton**  
1000 Eaton Boulevard  
Cleveland, OH 44122  
United States  
Eaton.com

© 2014 Eaton  
All Rights Reserved  
Printed in USA  
Publication No. 125-0072-13  
January 2014

Eaton is a registered trademark.

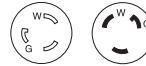
All other trademarks are property  
of their respective owners.

# Industrial grade L7-15 locking devices

Project Name:	Prepared By:
Project Number:	Date:
Catalog Number:	Type:

## Description

NEMA L7-15 15A, 277V/AC, 2P-3W



L7-15R L7-15P



CWL715P



CWL715C



CWL715R



CWL715FO

### Design features for plug & connector

- Nylon construction
- EPDM gasket seals cord hole from dust and debris
- Dual range cord grip for solid cord clamping
- Back wire terminal clamps for easy secure wiring
- Individual wiring compartments with tapered channel for easy insertion of wires
- Clear cover over wiring compartments allows easy inspection of wiring terminations

### Design features for receptacles

- Glass reinforced nylon body and face
- One piece brass contacts offer superior performance and minimal heat rise
- Back and side wire terminal clamps for easy secure wiring
- Duplex receptacles feature a break off tab for split circuit wiring

### Design features for flanged inlet & outlet

- Nylon construction
- Mounting holes interchangeable with competitive units
- Back wire terminal clamps for easy secure wiring
- Individual wiring compartments with tapered channel for easy insertion of wires

**Table 1. NEMA L7-15 Industrial Grade Locking Devices**

Catalog No.	Description	Amps	Volts	Color
<input type="checkbox"/> CWL715P	Safety grip plug	15	277	Black & white
<input type="checkbox"/> CWL715C	Safety grip connector	15	277	Black & white
<input type="checkbox"/> 4750	Duplex receptacle	15	277	Black
<input type="checkbox"/> CWL715R	Single receptacle	15	277	Black
<input type="checkbox"/> CWL715FO	Flanged outlet	15	277	Black & white
<input type="checkbox"/> CWL715FI	Flanged inlet	15	277	Black & white

Compliances, specifications and availability are subject to change without notice.



Powering Business Worldwide

Project Name:	Prepared By:
Project Number:	Date:
Catalog Number:	Type:

## Plug & Connector

NEMA L7-15 15A, 277V/AC, 2P-3W

**Table 2. Specifications**

Catalog No.	NEMA L7-15 Plug & Connector
<b>NEMA Config</b>	NEMA L7-15
<b>Wiring Type</b>	Back wire
<b>Environmental Specifications</b>	<b>Flammability:</b> Meets UL94 requirements; V2 rated <b>Temperature Rating:</b> -40°C to 60°C (-40°F to 140°F)
<b>Electrical Specifications</b>	<b>Dielectric Voltage:</b> Twice the device rating + 1000V per UL498 <b>Current Interrupting:</b> Yes, at full-rated current <b>Temperature Rise:</b> Max. 30°C (86°F) after 250 cycles of overload at 200% of rated current (DC)
<b>Mechanical Specifications</b>	<b>Terminal Accommodation:</b> #16 - #12 AWG <b>Voltage Ratings:</b> Permanently marked on device

**Table 3. Materials**

Catalog No.	NEMA L7-15 Plug & Connector
<b>NEMA Config</b>	NEMA L7-15
<b>Outer Shell</b>	Nylon
<b>Interior Body</b>	Nylon
<b>Terminal Retainer</b>	Polycarbonate
<b>Blades</b>	Brass
<b>Line Contacts</b>	Brass
<b>Terminal Clamps</b>	Steel, zinc plated
<b>Terminal Screws</b>	#8-32 brass, nickel plated (neutral screw)
<b>Ground Screw</b>	#8-32 brass plated (green)
<b>Assembly Screws</b>	Steel, nickel plated
<b>Gasket/Dust Shield</b>	EPDM
<b>Cord Clamp Screws</b>	Steel, nickel plated
<b>Cord Clamp</b>	Nylon

## Product Dimensions

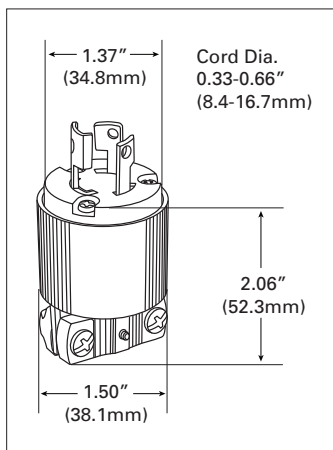


Figure 1. CWL715P

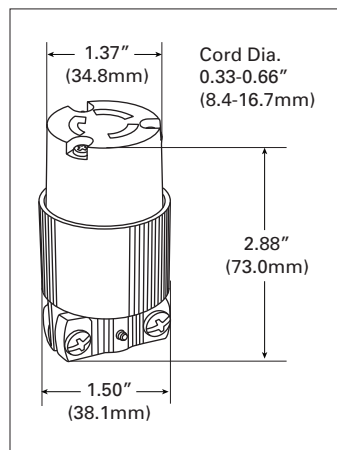


Figure 2. CWL715C

Compliances, specifications and availability are subject to change without notice.

Project Name:	Prepared By:
Project Number:	Date:
Catalog Number:	Type:

## Single & Duplex Receptacles

NEMA L7-15 15A, 277V/AC, 2P-3W

Table 4. Specifications

Catalog No.	NEMA L7-15 Single & Duplex Receptacles
<b>NEMA Config</b>	NEMA L7-15
<b>Wiring Type</b>	Back & side wire
<b>Environmental Specifications</b>	<b>Flammability:</b> Meets UL94 requirements; V0 rated <b>Temperature Rating:</b> -40°C to 115°C (-40°F to 239°F)
<b>Electrical Specifications</b>	<b>Dielectric Voltage:</b> ≤300V: 2000V, 301-600V: 3000V per UL498 <b>Current Interrupting:</b> Yes, at full-rated current <b>Temperature Rise:</b> Max. 30°C (86°F) after 250 cycles of overload @ 200% of rated current (DC)
<b>Mechanical Specifications</b>	<b>Terminal Accommodation:</b> #14 - #10 AWG <b>Voltage Ratings:</b> Permanently marked on device

Table 5. Materials

Catalog No.	NEMA L7-15 Single & Duplex Receptacles
<b>NEMA Config</b>	NEMA L7-15
<b>Face</b>	Glass-filled nylon
<b>Base</b>	Glass-filled nylon
<b>Mounting Strap</b>	0.050" thick pre-plated steel
<b>Auto Ground Clip</b>	Yes
<b>Line Contacts</b>	0.036" thick brass
<b>Terminal Screws</b>	#8-32 brass screws, nickel plated
<b>Ground Screw</b>	#8-32 brass screw (green)
<b>Mounting Screws</b>	Steel, zinc plated

## Product Dimensions

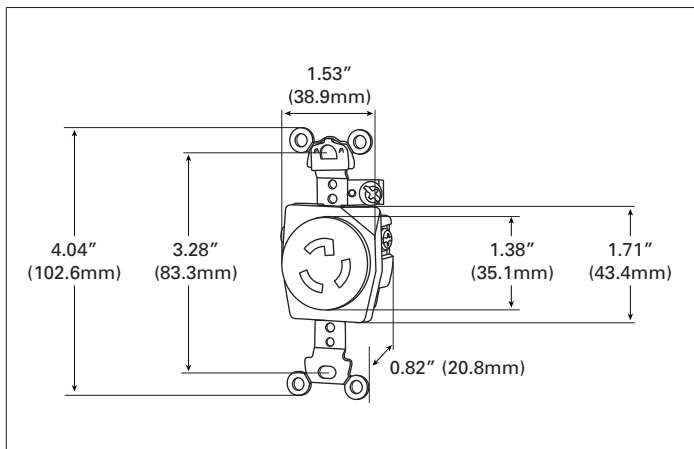


Figure 3. CWL715R

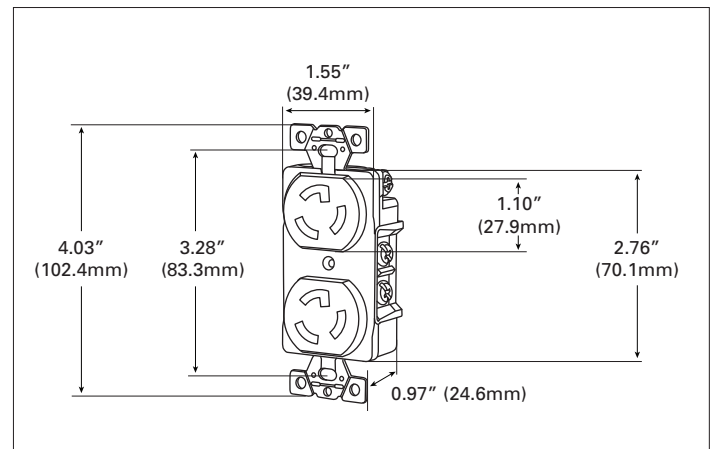


Figure 4. 4750

Compliances, specifications and availability are subject to change without notice.



Project Name:	Prepared By:
Project Number:	Date:
Catalog Number:	Type:

## Flanged Inlet & Outlet

NEMA L7-15 15A, 277V/AC, 2P-3W

Table 6. Specifications

<b>Catalog No.</b>	<b>NEMA L7-15 Flanged Inlet &amp; Outlet</b>
<b>NEMA Config</b>	NEMA L7-15
<b>Wiring Type</b>	Back wire
<b>Environmental Specifications</b>	<b>Flammability:</b> Meets UL94 requirements; V2 rated <b>Temperature Rating:</b> -40°C to 75°C (-40°F to 167°F)
<b>Electrical Specifications</b>	<b>Dielectric Voltage:</b> ≤300V: 2000V, 301-600V: 3000V per UL498 <b>Current Interrupting:</b> Yes, at full-rated current <b>Temperature Rise:</b> Flanged outlets: max. 30°C (86°F) after 50 cycles of overload @ 150% of rated current (DC); flanged inlets; max. 30°C (86°F) @ maximum rated current (DC)
<b>Mechanical Specifications</b>	<b>Terminal Accommodation:</b> #14 - #10 AWG <b>Voltage Ratings:</b> Permanently marked on device

Table 7. Materials

<b>Catalog No.</b>	<b>NEMA L7-15 Flanged Inlet &amp; Outlet</b>
<b>NEMA Config</b>	NEMA L7-15
<b>Outer Shell</b>	Nylon
<b>Interior Body</b>	Nylon
<b>Terminal Retainer</b>	Polycarbonate
<b>Blades</b>	0.062" thick brass
<b>Line Contacts</b>	0.031" thick brass
<b>Terminal Clamps</b>	Steel
<b>Terminal Screws</b>	#8-32 brass
<b>Ground Screw</b>	#8-32 brass (green)
<b>Assembly Screws</b>	Steel, zinc plated
<b>Mounting Screws</b>	Steel, zinc plated

## Product Dimensions

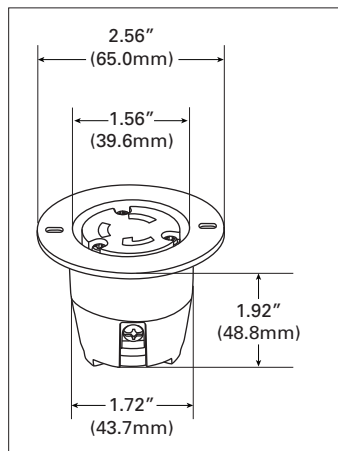


Figure 5. CWL715FO

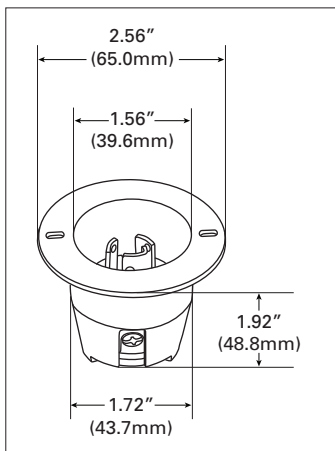


Figure 6. CWL715FI

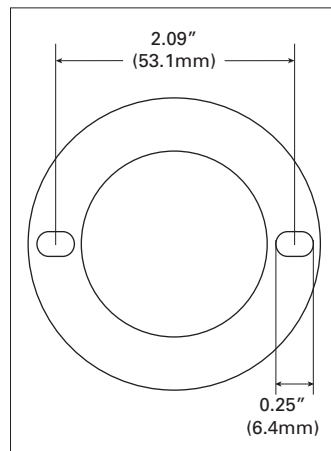








Figure 7. Top View

Compliances, specifications and availability are subject to change without notice.


# Industrial grade L7-15 locking devices

Technical Data  
Effective January 2014

Project Name:	Prepared By:
Project Number:	Date:
Catalog Number:	Type:

Catalog No.						
CWL715P	•			•	•	•
CWL715C	•			•	•	•
4750		•	•	•	•	•
CWL715R		•	•	•	•	•
CWL715FO		•	•		•	•
CWL715FI	•		•			•

**KEY:**  cULus  UL  CSA  Fed Spec  NAFTA  ROHS

 Parts are manufactured and designed in accordance with article 4 of the European Union's RoHS2 directive 2011/65/EU

**Compliances, specifications and availability are subject to change without notice.**

Electrical Sector  
203 Cooper Circle  
Peachtree City, GA 30269  
United States  
Eaton.com  
Arrowhart.com

Electrical Sector  
Canada Operations  
5925 McLaughlin Road  
Mississauga, Ontario, L5R 1B8  
Canada  
EatonCanada.ca  
Arrowhart.com

Electrical Sector  
Mexico Operations  
Carr. Tlalnepantla -  
Cuautitlan Km 178 s/n  
Col. Villa Jardin esq.  
Cerrada 8 de Mayo  
Cuautitlan, Mexico CP 54800  
Mexico  
Eaton.mx  
Arrowhart.com

**Eaton**  
1000 Eaton Boulevard  
Cleveland, OH 44122  
United States  
Eaton.com

© 2014 Eaton  
All Rights Reserved  
Printed in USA  
Publication No. 125-0072-13  
January 2014

Eaton is a registered trademark.

All other trademarks are property  
of their respective owners.