

Metalux AP Series

DESCRIPTION

The SHP BTS is a fully integrated LED shoplight with Bluetooth wireless speakers. The SHP BTS speakers provide clear, balanced sound that can fill an entire workspace. Easily listen to your favorite music or podcast wirelessly in your home or workshop. This rugged, lightweight, portable and slim profile shoplight combines a polycarbonate housing body and lens with LEDs rated for 50,000 hours of life. Typical applications include workshops, garages, sheds and utility rooms.

Catalog #		Type
Project		
Comments		Date
Prepared by		

SPECIFICATION FEATURES

Electrical and Audio
Fully integrated LED system, low wattage 120V electronic driver with on/off pull chain and 5ft grounded plug in cord provides a product for maximum portability and ease of use. The integrated speakers utilize patented technology to deliver optimal acoustic performance in a compact and portable design. The speakers can work independently with or without the light.

Optics
The SHP BTS uses 80CRI bright white 4000K LEDs enclosed behind a polycarbonate frost lens. The LED and lens optics provide a uniform distribution and excellent color rendering.

Wireless Connectivity
Speakers connect wirelessly via Bluetooth, and work with both Android and iOS devices. Easily listen to your favorite music or podcast wirelessly in your home or workshop.

Compliance and Reliability
cULus listed for dry location. Five-year comprehensive warranty. TM21 projected lumen maintenance is L70 > 50,000 hours. FCC Class B and Energy Star Certified.



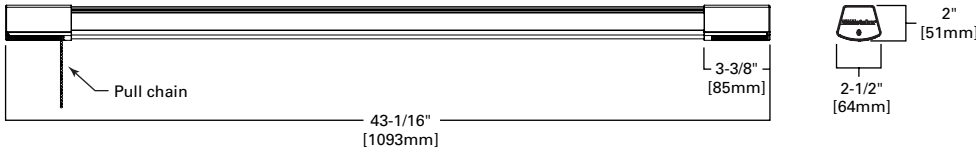
SHP-BTS

LED SHOPLIGHT WITH
BLUETOOTH SPEAKERS

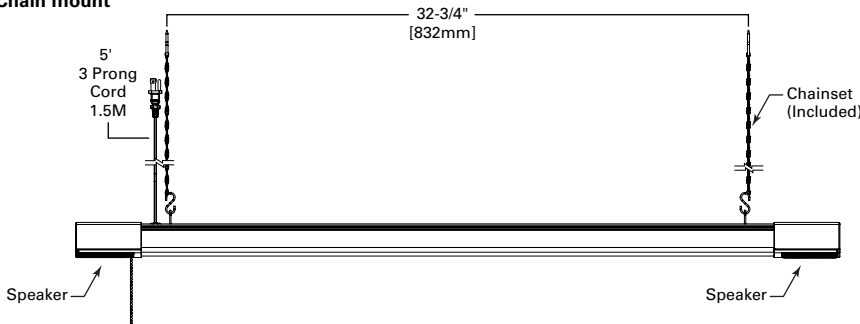


DIMENSION

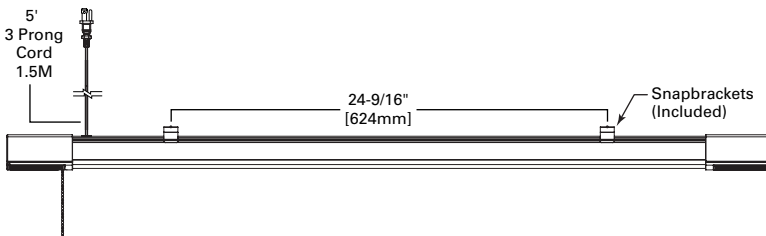
Cross-section



Chain mount



Surface mount



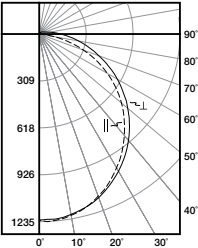
WATTAGE

Model	Lumens	Wattage
4SHP3240BTS	3782	31

Catalog Number	Product Description	UPC	Unit Carton (L x W x H)
4SHP3240BTS	Shoplight LED 43" 3800L 4000K, 120V, BT Speaker	080083785612	45 x 4 x 3.3

Metalux AP Series

PHOTOMETRICS



4SHP3240BTS
 Linear LED 4000K
 Spacing criterion:
 (H) 1.24 x mounting
 height, (L) 1.27 x
 mounting height
 Lumens: 3783
 Input Watts: 31.1W
 Efficacy: 121.6 lm/W
 Test Report:
 4SHP3240BTS.IES

Candela			
Angle	Along H	45°	Across L
0	1223	1223	1223
5	1229	1214	1221
10	1210	1199	1204
15	1181	1172	1179
20	1134	1134	1144
25	1081	1084	1096
30	1016	1028	1042
35	948	962	981
40	870	892	913
45	790	815	839
50	707	732	760
55	616	646	676
60	519	555	594
65	419	462	506
70	313	370	418
75	208	281	339
80	111	200	265
85	34	136	199
90	0	87	146

Coefficients of Utilization

rc	Effective floor cavity reflectance																							
	80%				70%				50%				30%				10%				0%			
	70	50	30	10	70	50	30	10	50	30	10	50	30	10	50	30	10	50	30	10	50	30	10	0
RCR																								
0	118	118	118	118	115	115	115	115	109	109	109	104	104	104	99	99	99	99	99	99	96	96	96	96
1	107	102	97	93	104	99	95	91	94	91	87	90	87	84	85	83	81	81	79	79	79	79	79	79
2	97	88	81	75	94	86	79	74	82	76	71	78	73	69	74	71	67	67	65	65	65	65	65	65
3	88	77	69	62	85	75	67	61	72	65	60	68	63	58	65	61	57	57	54	54	54	54	54	54
4	81	68	59	52	78	67	58	52	64	56	51	61	55	49	58	53	48	48	46	46	46	46	46	46
5	74	61	52	45	72	59	51	44	57	49	44	55	48	43	52	47	42	42	40	40	40	40	40	40
6	68	55	46	39	66	54	45	39	51	44	38	49	43	37	47	41	37	37	35	35	35	35	35	35
7	63	50	41	34	61	49	40	34	47	39	34	45	38	33	43	37	33	33	31	31	31	31	31	31
8	59	45	37	31	57	44	36	30	43	35	30	41	34	30	40	34	29	29	27	27	27	27	27	27
9	55	41	33	28	53	41	33	27	39	32	27	38	31	27	37	31	26	26	24	24	24	24	24	24
10	52	38	30	25	50	38	30	25	36	29	24	35	29	24	34	28	24	24	22	22	22	22	22	22

Zonal Lumen Summary

Zone	Lumens	% Fixture
0-30	945	25.0
0-40	1546	40.9
0-60	2748	72.6
0-90	3642	96.3
0-180	3783	100.0

Luminance Data

Angle in Deg	Average 0-Deg cd/sm	Average 45-Deg cd/sm	Average 90-Deg cd/sm
45	19545	18275	18173
55	18734	17126	17096
65	17211	15556	15956
75	13804	13526	14790
85	6374	12121	14815

SHIPPING DATA

Catalog No.	Weight per Carton	Units per Master Carton	Weight per Master Carton	Units per Pallet (40" x 48")
4SHP3240BTS	4.1 lbs.	2	8.2	72

Metalux AP Series

DESCRIPTION

The SHP BTS is a fully integrated LED shoplight with Bluetooth wireless speakers. The SHP BTS speakers provide clear, balanced sound that can fill an entire workspace. Easily listen to your favorite music or podcast wirelessly in your home or workshop. This rugged, lightweight, portable and slim profile shoplight combines a polycarbonate housing body and lens with LEDs rated for 50,000 hours of life. Typical applications include workshops, garages, sheds and utility rooms.

Catalog #		Type
Project		
Comments		Date
Prepared by		

SPECIFICATION FEATURES

Electrical and Audio
Fully integrated LED system, low wattage 120V electronic driver with on/off pull chain and 5ft grounded plug in cord provides a product for maximum portability and ease of use. The integrated speakers utilize patented technology to deliver optimal acoustic performance in a compact and portable design. The speakers can work independently with or without the light.

Optics
The SHP BTS uses 80CRI bright white 4000K LEDs enclosed behind a polycarbonate frost lens. The LED and lens optics provide a uniform distribution and excellent color rendering.

Wireless Connectivity
Speakers connect wirelessly via Bluetooth, and work with both Android and iOS devices. Easily listen to your favorite music or podcast wirelessly in your home or workshop.

Compliance and Reliability
cULus listed for dry location. Five-year comprehensive warranty. TM21 projected lumen maintenance is L70 > 50,000 hours. FCC Class B and Energy Star Certified.



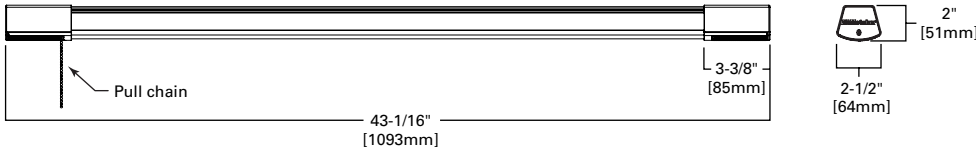
SHP-BTS

LED SHOPLIGHT WITH
BLUETOOTH SPEAKERS

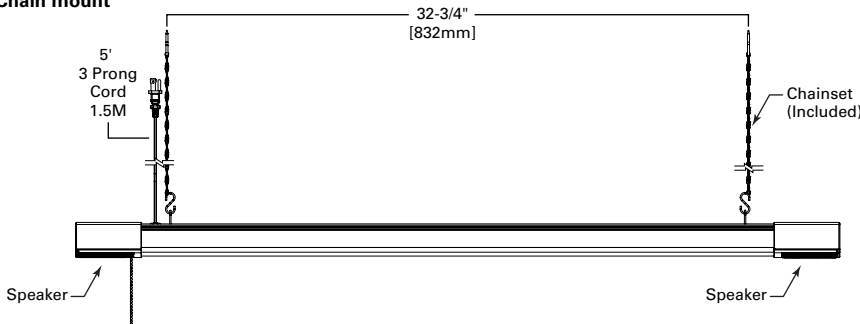


DIMENSION

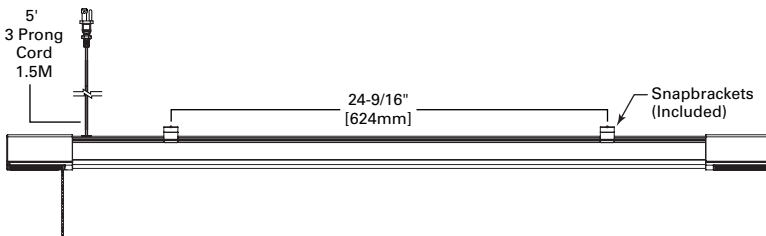
Cross-section



Chain mount



Surface mount



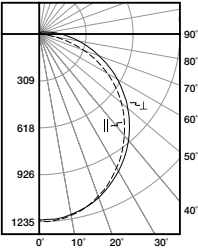
WATTAGE

Model	Lumens	Wattage
4SHP3240BTS	3782	31

Catalog Number	Product Description	UPC	Unit Carton (L x W x H)
4SHP3240BTS	Shoplight LED 43" 3800L 4000K, 120V, BT Speaker	080083785612	45 x 4 x 3.3

Metalux AP Series

PHOTOMETRICS



4SHP3240BTS
 Linear LED 4000K
 Spacing criterion:
 (H) 1.24 x mounting
 height, (L) 1.27 x
 mounting height
 Lumens: 3783
 Input Watts: 31.1W
 Efficacy: 121.6 lm/W
 Test Report:
 4SHP3240BTS.IES

Candela			
Angle	Along H	45°	Across L
0	1223	1223	1223
5	1229	1214	1221
10	1210	1199	1204
15	1181	1172	1179
20	1134	1134	1144
25	1081	1084	1096
30	1016	1028	1042
35	948	962	981
40	870	892	913
45	790	815	839
50	707	732	760
55	616	646	676
60	519	555	594
65	419	462	506
70	313	370	418
75	208	281	339
80	111	200	265
85	34	136	199
90	0	87	146

Coefficients of Utilization

rc	Effective floor cavity reflectance																								
	80%				70%				50%				30%				10%				0%				
	70	50	30	10	70	50	30	10	50	30	10	50	30	10	50	30	10	50	30	10	50	30	10	0	
RCR																									
0	118	118	118	118	115	115	115	115	109	109	109	104	104	104	99	99	99	99	99	99	96	96	96	96	96
1	107	102	97	93	104	99	95	91	94	91	87	90	87	84	85	83	81	81	79	79	79	79	79	79	79
2	97	88	81	75	94	86	79	74	82	76	71	78	73	69	74	71	67	67	65	65	65	65	65	65	65
3	88	77	69	62	85	75	67	61	72	65	60	68	63	58	65	61	57	57	54	54	54	54	54	54	54
4	81	68	59	52	78	67	58	52	64	56	51	61	55	49	58	53	48	48	46	46	46	46	46	46	46
5	74	61	52	45	72	59	51	44	57	49	44	55	48	43	52	47	42	42	40	40	40	40	40	40	40
6	68	55	46	39	66	54	45	39	51	44	38	49	43	37	47	41	37	37	35	35	35	35	35	35	35
7	63	50	41	34	61	49	40	34	47	39	34	45	38	33	43	37	33	33	31	31	31	31	31	31	31
8	59	45	37	31	57	44	36	30	43	35	30	41	34	30	40	34	29	29	27	27	27	27	27	27	27
9	55	41	33	28	53	41	33	27	39	32	27	38	31	27	37	31	26	26	24	24	24	24	24	24	24
10	52	38	30	25	50	38	30	25	36	29	24	35	29	24	34	28	24	24	22	22	22	22	22	22	22

Zonal Lumen Summary

Zone	Lumens	% Fixture
0-30	945	25.0
0-40	1546	40.9
0-60	2748	72.6
0-90	3642	96.3
0-180	3783	100.0

Luminance Data

Angle in Deg	Average 0-Deg cd/sm	Average 45-Deg cd/sm	Average 90-Deg cd/sm
45	19545	18275	18173
55	18734	17126	17096
65	17211	15556	15956
75	13804	13526	14790
85	6374	12121	14815

SHIPPING DATA

Catalog No.	Weight per Carton	Units per Master Carton	Weight per Master Carton	Units per Pallet (40" x 48")
4SHP3240BTS	4.1 lbs.	2	8.2	72