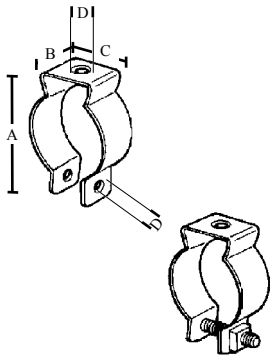


CONDUIT HANGERS



CAT#	A	B	C	D
611/601	1.875	.750	.725	.25
612/602	2.125	.750	.850	.25
613/603	2.437	.875	.975	.25
614/604	2.75	.875	.975	.25
614A/604A	2.875	.875	1.050	.25
615/605	3.125	1.000	1.125	.25
616/606	3.875	1.000	1.145	.25
617/607	4.625	1.250	1.225	.3125
618/608	5.500	1.250	1.275	.3125
619/609	5.750	1.250	1.275	.3125
620/610	6.250	1.250	1.275	.3125

STEEL							
TOPAZ CAT #	UPC#	TRADE SIZE	FOR RIGID	FOR EMT	BOLT SIZE	SHIP CASE	WT/ CASE
WITH BOLTS & NUTS ATTACHED							
601	15830	0	3/8"-1/2"	1/2"	1/4-20	100	6
602	15840	1	3/4"	3/4"	1/4-20	100	8
603	15850	2	1"	1"	1/4-20	100	8
604	15860	3	1 1/4"	1 1/2"	1/4-20	100	10
604A	15870	2 1/2	---	1 1/4"	1/2-20	100	10
605	15880	4	1 1/2"	---	1/2-20	100	18
606	15890	5	2"	2"	1/2-20	50	10
607	15900	6	2 1/2"	2 1/2"	5/16-18	50	11
608	15910	7	3"	3"	5/16-18	25	6
609	15920	8	3 1/2"	3 1/2"	5/16-18	25	8
610	15930	9	4"	4"	5/16-18	25	12



E174011

WITHOUT BOLTS & NUTS

611	15940	0	3/8"-1/2"	1/2"	---	100	5
612	15950	1	3/4"	3/4"	---	100	7
613	15960	2	1"	1"	---	100	7
614	15970	3	1 1/4"	1 1/2"	---	100	9
614A	15980	2 1/2	---	1 1/4"	---	100	9
615	15990	4	1 1/2"	---	---	100	17
616	16000	5	2"	2"	---	50	9
617	16010	6	2 1/2"	2 1/2"	---	50	11
618	16020	7	3"	3"	---	25	5
619	16030	8	3 1/2"	3 1/2"	---	25	7
620	16040	9	4"	4"	---	25	11



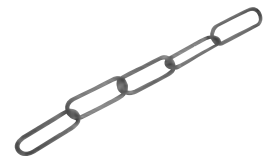
E174011



FLUORESCENT CHAIN

CAT#	WORKLOAD LIMITS
FC1	50 LBS.

STEEL						
TOPAZ CAT #	UPC#	SIZE	UNIT CTN	SHIP CASE	WT/ CASE	
FC1	20750	1 YARD LENGTHS	1 YD.	100	35	



JACK CHAIN

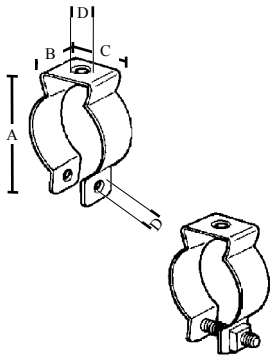
CAT#	WORKLOAD LIMITS
297	16 LBS.
298	29 LBS.
298S	29 LBS.
299	29 LBS.
299B	43 LBS.

• ZINC PLATED

STEEL						
TOPAZ CAT #	UPC#	SIZE	UNIT CTN	SHIP CASE	WT/ CASE	
297	12480	14 GAUGE - LIGHT	100 FT.HANKS	10	50	
298	12490	12 GAUGE - STANDARD	50 FT.HANKS	10	30	
298S	12500	12 GAUGE - STANDARD	100 FT.SPOOLS	4	48	
299	12501	12 GAUGE - STANDARD	250 FT.SPOOLS	4	60	
299B	12505	10 GAUGE - HEAVY	100 FT.HANKS	1	18	



CONDUIT HANGERS



CAT#	A	B	C	D
611/601	1.875	.750	.725	.25
612/602	2.125	.750	.850	.25
613/603	2.437	.875	.975	.25
614/604	2.75	.875	.975	.25
614A/604A	2.875	.875	1.050	.25
615/605	3.125	1.000	1.125	.25
616/606	3.875	1.000	1.145	.25
617/607	4.625	1.250	1.225	.3125
618/608	5.500	1.250	1.275	.3125
619/609	5.750	1.250	1.275	.3125
620/610	6.250	1.250	1.275	.3125

STEEL

TOPAZ CAT #	UPC#	TRADE SIZE	FOR RIGID	FOR EMT	BOLT SIZE	SHIP CASE	WT/ CASE
WITH BOLTS & NUTS ATTACHED							
601	15830	0	3/8"-1/2"	1/2"	1/4-20	100	6
602	15840	1	3/4"	3/4"	1/4-20	100	8
603	15850	2	1"	1"	1/4-20	100	8
604	15860	3	1 1/4"	1 1/2"	1/4-20	100	10
604A	15870	2 1/2	---	1 1/4"	1/2-20	100	10
605	15880	4	1 1/2"	---	1/2-20	100	18
606	15890	5	2"	2"	1/2-20	50	10
607	15900	6	2 1/2"	2 1/2"	5/16-18	50	11
608	15910	7	3"	3"	5/16-18	25	6
609	15920	8	3 1/2"	3 1/2"	5/16-18	25	8
610	15930	9	4"	4"	5/16-18	25	12



E174011

WITHOUT BOLTS & NUTS

611	15940	0	3/8"-1/2"	1/2"	---	100	5
612	15950	1	3/4"	3/4"	---	100	7
613	15960	2	1"	1"	---	100	7
614	15970	3	1 1/4"	1 1/2"	---	100	9
614A	15980	2 1/2	---	1 1/4"	---	100	9
615	15990	4	1 1/2"	---	---	100	17
616	16000	5	2"	2"	---	50	9
617	16010	6	2 1/2"	2 1/2"	---	50	11
618	16020	7	3"	3"	---	25	5
619	16030	8	3 1/2"	3 1/2"	---	25	7
620	16040	9	4"	4"	---	25	11



E174011

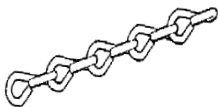
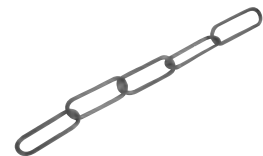


FLUORESCENT CHAIN

CAT#	WORKLOAD LIMITS
FC1	50 LBS.

STEEL

TOPAZ CAT #	UPC#	SIZE	UNIT CTN	SHIP CASE	WT/ CASE
FC1	20750	1 YARD LENGTHS	1 YD.	100	35



JACK CHAIN

CAT#	WORKLOAD LIMITS
297	16 LBS.
298	29 LBS.
298S	29 LBS.
299	29 LBS.
299B	43 LBS.

• ZINC PLATED

STEEL

TOPAZ CAT #	UPC#	SIZE	UNIT CTN	SHIP CASE	WT/ CASE
297	12480	14 GAUGE - LIGHT	100 FT.HANKS	10	50
298	12490	12 GAUGE - STANDARD	50 FT.HANKS	10	30
298S	12500	12 GAUGE - STANDARD	100 FT.SPOOLS	4	48
299	12501	12 GAUGE - STANDARD	250 FT.SPOOLS	4	60
299B	12505	10 GAUGE - HEAVY	100 FT.HANKS	1	18

