

Stock Guide - 1st Quarter 2018



Halo • Halo Track & Surface • Halo Commercial • Metalux • All-Pro Ambient • Lumark Outdoor •
All-Pro Outdoor Security & Worklights • Sure-Lites • All-Pro Emergency • Atlite Emergency/Exit • Portfolio • IRiS •
Lumiere • McGraw-Edison • Fail-Safe • MWS • HID Accessories • Poles • Controls

EATON

Powering Business Worldwide





CATALOG
NUMBER

DESCRIPTION





UPC CODE WEIGHT CASE QTY PALLET QTY IL CA NJ TX GA

Halo


3" H3 Housing

	IC Air-Tite - H36ICAT H36ICAT	3" HOUSING IC AIR-TITE SHALLOW CEILING 120V LINE VOLTAGE, GU10	623961361302	4.359	4	64	<input type="checkbox"/>	<input type="checkbox"/>	<input type="checkbox"/>	<input type="checkbox"/>	<input type="checkbox"/>	<input checked="" type="checkbox"/>
	IC Air-Tite - H38ICAT H38ICAT	3" HOUSING IC AIR-TITE 120V LINE VOLTAGE, GU10	623961361272	4.5	4	80	<input type="checkbox"/>	<input type="checkbox"/>	<input type="checkbox"/>	<input type="checkbox"/>	<input type="checkbox"/>	<input checked="" type="checkbox"/>
	Non-IC Air-Tite Remodel H36RTAT	3" HOUSING NON-IC AIR-TITE SHALLOW CEILING 120V LINE VOLTAGE, REMODEL, GU10	623961361326	0.57	6	252	<input type="checkbox"/>	<input type="checkbox"/>	<input type="checkbox"/>	<input type="checkbox"/>	<input type="checkbox"/>	<input checked="" type="checkbox"/>
	Non-IC Air-Tite H36TAT	3" HOUSING NON-IC AIR-TITE SHALLOW CEILING 120V LINE VOLTAGE, GU10	623961377662	2.4	6	144	<input type="checkbox"/>	<input type="checkbox"/>	<input type="checkbox"/>	<input type="checkbox"/>	<input type="checkbox"/>	<input checked="" type="checkbox"/>

3" H3 Low Voltage Housing









	IC Air-Tite - H36LVICAT H36LVICAT	3" HOUSING IC AIR-TITE SHALLOW CEILING 12V LOW VOLTAGE, MR16	623961361333	5.661	4	64	<input type="checkbox"/>	<input type="checkbox"/>	<input type="checkbox"/>	<input type="checkbox"/>	<input type="checkbox"/>	<input checked="" type="checkbox"/>
	IC Air-Tite - H38LVICAT H38LVICAT	3" HOUSING IC AIR-TITE 12V LOW VOLTAGE, MR16	623961361289	5.16	4	80	<input type="checkbox"/>	<input type="checkbox"/>	<input type="checkbox"/>	<input type="checkbox"/>	<input type="checkbox"/>	<input checked="" type="checkbox"/>
	Non-IC Air-Tite Remodel H36LVRTAT	3" HOUSING NON-IC AIR-TITE SHALLOW CEILING 12V LOW VOLTAGE REMODEL, MR16	623961361340	2.298	6	168	<input type="checkbox"/>	<input type="checkbox"/>	<input type="checkbox"/>	<input type="checkbox"/>	<input type="checkbox"/>	<input checked="" type="checkbox"/>
	H36LVRTAT277	3" HOUSING NON-IC AIR-TITE SHALLOW CEILING, 277V (DUAL-TAP 120/277V) TRANSFORMER, LOW VOLTAGE, REMODEL, MR16	080083528479	3.2	6	216	<input type="checkbox"/>	<input type="checkbox"/>	<input type="checkbox"/>	<input type="checkbox"/>	<input type="checkbox"/>	<input checked="" type="checkbox"/>
	Non-IC Air-Tite H36LVTAT	3" HOUSING NON-IC AIR-TITE SHALLOW CEILING 12V LOW VOLTAGE, MR16	623961361357	4.2	6	168	<input type="checkbox"/>	<input type="checkbox"/>	<input type="checkbox"/>	<input type="checkbox"/>	<input type="checkbox"/>	<input checked="" type="checkbox"/>
	H36LVTAT277	3" HOUSING NON-IC AIR-TITE SHALLOW CEILING, 277V (DUAL-TAP 120/277V) TRANSFORMER, LOW VOLTAGE, MR16	623961690068	4.18	6	168	<input type="checkbox"/>	<input type="checkbox"/>	<input type="checkbox"/>	<input type="checkbox"/>	<input type="checkbox"/>	<input checked="" type="checkbox"/>

3" H3 Trim

	Adjustable Pinhole Baffle - 15 Degree Tilt 3001BKBB	3" TRIM ADJUSTABLE 15 DEGREE PINHOLE BLACK TRIM WITH BLACK BAFFLE	623961379673	0.675	36	864	<input type="checkbox"/>	<input type="checkbox"/>	<input type="checkbox"/>	<input type="checkbox"/>	<input type="checkbox"/>	<input checked="" type="checkbox"/>
	3001TBZBB	3" TRIM ADJUSTABLE 15 DEGREE PINHOLE TUSCAN BRONZE TRIM WITH BLACK BAFFLE	623961591976	0.632	36	864	<input type="checkbox"/>	<input type="checkbox"/>	<input type="checkbox"/>	<input type="checkbox"/>	<input type="checkbox"/>	<input checked="" type="checkbox"/>
	3001WHBB	3" TRIM ADJUSTABLE 15 DEGREE PINHOLE WHITE TRIM WITH BLACK BAFFLE	623961379727	0.632	36	864	<input type="checkbox"/>	<input type="checkbox"/>	<input type="checkbox"/>	<input type="checkbox"/>	<input type="checkbox"/>	<input checked="" type="checkbox"/>
	3001SNBB	3" TRIM ADJUSTABLE 15 DEGREE PINHOLE SATIN NICKEL TRIM WITH BLACK BAFFLE	623961379703	0.638	36	432	<input type="checkbox"/>	<input type="checkbox"/>	<input type="checkbox"/>	<input type="checkbox"/>	<input type="checkbox"/>	<input checked="" type="checkbox"/>












★ Indicates ARRA Eligible Product ⓔ Indicates EISA Compliant Pulse Start Products  Indicates MarketPro Product

Please reference the Cooper Lighting Stock Guide Terms and Conditions page. Pictures are a representation of product categories and may not illustrate the exact skus listed. Product information is subject to change without notice. Consult factory representative for additional information and inventory details. Visit www.cooperlighting.com for more product information.

CATALOG NUMBER	DESCRIPTION	UPC CODE	WEIGHT	CASE QTY	PALLET QTY	IL	CA	NJ	TX	GA
	Adjustable Pinhole Reflector - 15 Degree Tilt 3002WHC 3" TRIM ADJUSTABLE 15 DEGREE PINHOLE WHITE TRIM WITH CLEAR REFLECTOR	623961384349	0.61	36	864			•		•
	Adjustable Pinhole Baffle - 35 Degree Tilt 3003BKBB 3" TRIM ADJUSTABLE 35 DEGREE BAFFLE BLACK TRIM WITH BLACK BAFFLE	623961384929	0.675	36	864	•		•		•
	3003SNB 3" TRIM ADJUSTABLE 35 DEGREE BAFFLE SATIN NICKEL TRIM WITH SATIN NICKEL BAFFLE	623961384417	0.692	36	864					•
	3003TBZB 3" TRIM ADJUSTABLE 35 DEGREE BAFFLE TUSCAN BRONZE TRIM WITH TUSCAN BRONZE BAFFLE	623961591990	0.69	36	864		•			•
	3003WHBB 3" TRIM ADJUSTABLE 35 DEGREE BAFFLE WHITE TRIM WITH BLACK BAFFLE	623961384431	0.6	36	864		•			•
	3003WHWB 3" TRIM ADJUSTABLE 35 DEGREE BAFFLE WHITE TRIM WITH WHITE BAFFLE	623961384455	0.68	36	864	•	•	•	•	•
	Adjustable Reflector - 35 Degree Tilt 3004SN 3" TRIM ADJUSTABLE 35 DEGREE REFLECTOR SATIN NICKEL TRIM WITH SATIN NICKEL REFLECTOR	623961384523	0.675	36	864		•			•
	3004TBZ 3" TRIM ADJUSTABLE 35 DEGREE REFLECTOR TUSCAN BRONZE TRIM WITH TUSCAN BRONZE REFLECTOR	623961592003	0.621	36	864					•
	3004WHC 3" TRIM ADJUSTABLE 35 DEGREE REFLECTOR WHITE TRIM WITH CLEAR REFLECTOR	623961384547	0.596	36	864	•	•	•	•	•
	3004WHH 3" TRIM ADJUSTABLE 35 DEGREE REFLECTOR WHITE TRIM WITH HAZE REFLECTOR	080083588220	0.599	36	864		•		•	•
	3004WHW 3" TRIM ADJUSTABLE 35 DEGREE REFLECTOR WHITE TRIM WITH WHITE REFLECTOR	623961401091	0.476	36	864	•	•	•	•	•
	3007TBZ 3" TRIM LENSED SHOWER LIGHT 15° TUSCAN BRONZE TRIM WITH TUSCAN BRONZE REFLECTOR	080083607389	0.764	36	432					•
	Adjustable Slot Aperture - 35 Degree Tilt 3006TBZBB 3" TRIM ADJUSTABLE SLOT 35 DEGREE APERTURE TUSCAN BRONZE TRIM WITH BLACK BAFFLE	623961592010	0.6	36	864					•
	3006WHBB 3" TRIM ADJUSTABLE SLOT 35 DEGREE APERTURE WHITE TRIM WITH BLACK BAFFLE	623961379635	0.669	36	864	•	•			•
	Lensed Shower Light - 15 Degree Tilt 3007PCC 3" TRIM LENSED SHOWER LIGHT 15 DEGREE POLISHED CHROME TRIM WITH CLEAR REFLECTOR	623961384776	0.613	6	864					•
	3007SN 3" TRIM LENSED SHOWER LIGHT 15 DEGREE SATIN NICKEL TRIM WITH SATIN NICKEL REFLECTOR	623961384790	0.6	36	864		•			•
	3007WHC 3" TRIM LENSED SHOWER LIGHT 15 DEGREE WHITE TRIM WITH CLEAR REFLECTOR	623961384813	0.617	36	864	•	•	•		•
	Shower Light 3008FG 3" TRIM SHOWER LIGHT WHITE PLASTIC TRIM WITH FROSTED GLASS LENS	623961384837	0.417	36	864	•	•	•	•	•
	Adjustable Gimbal - 35 Degree Tilt 3009BKBB 3" TRIM ADJUSTABLE 35 DEGREE GIMBAL BLACK WITH BLACK BAFFLE	623961384592	0.6	36	864					•
	3009SNBB 3" TRIM ADJUSTABLE 35 DEGREE GIMBAL SATIN NICKEL WITH BLACK BAFFLE	623961384615	0.638	36	864		•			•
	3009TBZBB 3" TRIM ADJUSTABLE 35 DEGREE GIMBAL TUSCAN BRONZE WITH BLACK BAFFLE	623961592249	0.571	36	864		•	•		•
	3009WHBB 3" TRIM ADJUSTABLE 35 DEGREE GIMBAL WHITE WITH BLACK BAFFLE	623961384646	0.599	36	864		•			•
	3009WHWB 3" TRIM ADJUSTABLE 35 DEGREE GIMBAL WHITE WITH WHITE BAFFLE	623961384660	0.683	36	864	•	•	•	•	•
	Super Adjustable, 80 Degree, Tuscan Bronze 3010WH 3" TRIM, SUPER ADJUSTABLE, 80 DEGREE, WHITE	080083514366	1.14	36	288					•












★ Indicates ARRA Eligible Product Ⓢ Indicates EISA Compliant Pulse Start Products  Indicates MarketPro Product

Please reference the Cooper Lighting Stock Guide Terms and Conditions page. Pictures are a representation of product categories and may not illustrate the exact skus listed. Product information is subject to change without notice. Consult factory representative for additional information and inventory details. Visit www.cooperlighting.com for more product information.

CATALOG NUMBER	DESCRIPTION	UPC CODE	WEIGHT	CASE QTY	PALLET QTY	IL	CA	NJ	TX	GA
Square Adjustable - 15 Degree Tilt										
 3011BKBB	3" TRIM ADJUSTABLE 15 DEGREE SQUARE BLACK TRIM WITH BLACK BAFFLE	623961978326	0.693	36	432	•	•	•	•	•
3011SNBB	3" TRIM ADJUSTABLE 15 DEGREE SQUARE SATIN NICKEL TRIM WITH BLACK BAFFLE	623961978333	0.656	36	864	•	•	•	•	•
3011TBZBB	3" TRIM ADJUSTABLE 15 DEGREE SQUARE TUSCAN BRONZE TRIM WITH BLACK BAFFLE	623961978357	0.652	36	864	•	•	•	•	•
3011WHBB	3" TRIM ADJUSTABLE 15 DEGREE SQUARE WHITE TRIM WITH BLACK BAFFLE	623961978210	0.719	36	432	•	•	•	•	•
3011WHWB	3" TRIM ADJUSTABLE 15 DEGREE SQUARE WHITE TRIM WITH WHITE BAFFLE	623961978203	0.666	36	864	•	•	•	•	•
Square Regressed Lens Adjustable Shower Light										
 3012BKBB	3" TRIM LENSED SQUARE SHOWER LIGHT 15 DEGREE BLACK TRIM WITH BLACK BAFFLE	623961978395	0.5	36	864	•	•	•	•	•
3012SNBB	3" TRIM LENSED SQUARE SHOWER LIGHT 15 DEGREE SATIN NICKEL TRIM WITH BLACK BAFFLE	623961978401	0.772	36	864	•	•	•	•	•
3012TBZBB	3" TRIM LENSED SQUARE SHOWER LIGHT 15 DEGREE TUSCAN BRONZE TRIM WITH BLACK BAFFLE	623961978425	0.8	36	864	•	•	•	•	•
3012WHBB	3" TRIM LENSED SQUARE SHOWER LIGHT 15 DEGREE WHITE TRIM WITH BLACK BAFFLE	623961978364	0.851	36	864	•	•	•	•	•
3012WHWB	3" TRIM LENSED SQUARE SHOWER LIGHT 15 DEGREE WHITE TRIM WITH WHITE BAFFLE	623961978388	0.588	36	864	•	•	•	•	•
Square Adjustable Gimbal										
 3013SN	3" TRIM ADJUSTABLE 15 DEGREE SQUARE GIMBAL TRIM, SATIN NICKEL	623961978463	0.508	36	864	•	•	•	•	•
3013TBZ	3" TRIM ADJUSTABLE 15 DEGREE SQUARE GIMBAL TRIM, TUSCAN BRONZE	623961978487	0.533	36	576	•	•	•	•	•
3013WH	3" TRIM ADJUSTABLE 15 DEGREE SQUARE GIMBAL TRIM, WHITE	623961978432	0.556	36	864	•	•	•	•	•
All-Glass Frost Curve Showerlight Trim										
 3017FGS	3" TRIM, FROST ALL-GLASS CURVE SHOWER TRIM WITH WHITE BASE	080083514502	0.916	1	252	•	•	•	•	•
Wall Wash Pinhole with Clear Reflector										
 3020WW	3" TRIM WALL WASH PINHOLE WHITE TRIM WITH CLEAR REFLECTOR AND CLEAR KICK REFLECTOR	080083514533	1.135	6	180	•	•	•	•	•
4" H99 Housing										
IC Air-Tite - H99ICAT										
 H99ICAT	4" HOUSING IC AIR-TITE SHALLOW CEILING 120V LINE VOLTAGE	080083582259	2.4	6	144	•	•	•	•	• ★ 
Non-IC Air-Tite Remodel - H99RAT										
 H99RAT	4" HOUSING NON-IC, AIR-TITE SHALLOW CEILING REMODEL 120V LINE VOLTAGE	080083584369	1.45	6	252	•	•	•	•	• ★ 
Non-IC Air-Tite - H99TAT										
 H99TAT	4" HOUSING NON-IC, AIR-TITE SHALLOW CEILING 120V INCANDESCENT	080083584260	2.1	6	168	•	•	•	•	• ★ 
4" H99 Trim										


★ Indicates ARRA Eligible Product Ⓢ Indicates EISA Compliant Pulse Start Products  Indicates MarketPro Product

Please reference the Cooper Lighting Stock Guide Terms and Conditions page. Pictures are a representation of product categories and may not illustrate the exact skus listed. Product information is subject to change without notice. Consult factory representative for additional information and inventory details. Visit www.cooperlighting.com for more product information.







CATALOG NUMBER	DESCRIPTION	UPC CODE	WEIGHT	CASE QTY	PALLET QTY	IL	CA	NJ	TX	GA
Adjustable Lensed Shower Light - 15 Degree Tilt										
 1951PS	4" TRIM LENSED SHOWERLIGHT WHITE TRIM, CLEAR SPECULAR SPLAY REFLECTOR, MR16	622697464974	0.801	12	384	•	•	•	•	•
1951TBZS	4" TRIM LENSED SHOWERLIGHT TUSCAN BRONZE TRIM, CLEAR SPECULAR SPLAY REFLECTOR, MR16	623961311758	0.781	12	720					•
Metropolitan Ice Lite - For H99T, H99RT & H99ICT										
 945	4" TRIM METROPOLITAN 120V FROSTED GLASS	662400188612	1.75	6	240					• ★
Shower Light										
 951PS	4" TRIM LENSED SHOWERLIGHT 120V WHITE TRIM WITH GLASS LENS	622697283117	0.45	6	480	•	•	•	•	•
951SNS	4" TRIM LENSED SHOWERLIGHT 120V SATIN NICKEL TRIM WITH GLASS LENS	623960387556	0.626	6	432		•			•
951TBZS	4" TRIM LENSED SHOWERLIGHT 120V TUSCAN BRONZE TRIM WITH GLASS LENS	623961311574	0.538	6	432		•			•
Dome Lens Showerlight										
 952PS	4" TRIM, LENSED SHOWERLIGHT, WHITE TRIM WITH FROST DOME GLASS LENS	080083515967	0.683	6	252			•		
Metal Baffle										
 953P	4" TRIM, METAL BAFFLE, WHITE TRIM WITH BLACK BAFFLE	080083516001	0.4	12	864		•			•
953SN	4" TRIM METAL BAFFLE SATIN NICKEL TRIM WITH SATIN NICKEL BAFFLE	623960387532	0.3	12	576		•			•
953TBZ	4" TRIM METAL BAFFLE TUSCAN BRONZE TRIM WITH TUSCAN BRONZE BAFFLE	623961311499	0.379	12	576		•			•
Pinhole Trim										
 990P	4" TRIM PINHOLE TRIM WHITE	662400320647	0.453	6	720	•	•			• ★
Wall Wash with Baffle										
 992P	4" TRIM WALL WASH WHITE TRIM AND SCOOP, BLACK BAFFLE	662400320531	0.433	6	216					• ★
992TBZ	4" TRIM WALL WASH TUSCAN BRONZE TRIM AND SCOOP, BLACK BAFFLE	623961311550	0.492	12	576					•
992W	4" TRIM WALL WASH WHITE TRIM AND SCOOP, WHITE BAFFLE	662400320654	0.568	6	1296	•	•	•		• ★
Coilex Baffle										
 993P	4" TRIM COILEX BAFFLE WHITE TRIM WITH BLACK BAFFLE	080083628223	0.4	6	840	•	•	•	•	•
993SN	4" TRIM COILEX BAFFLE SATIN NICKEL TRIM WITH BLACK BAFFLE	623960250485	0.4	12	576		•			•
993TBZ	4" TRIM COILEX BAFFLE TUSCAN BRONZE WITH BLACK BAFFLE	080083628520	0.38	6	840		•	•	•	•
993W	4" TRIM COILEX BAFFLE WHITE TRIM WITH WHITE BAFFLE	080083628483	0.4	6	840	•	•	•	•	• 
Adjustable Eyeball - 30 Degree Tilt - 996										
 996P	4" TRIM EYEBALL PAR20 LAMP WHITE TRIM WITH WHITE EYEBALL	662400320630	0.94	12	648	•	•	•	•	•
996SN	4" TRIM EYEBALL PAR20 LAMP SATIN NICKEL TRIM WITH SATIN NICKEL EYEBALL	623960282769	0.893	12	384					•
996TBZ	4" TRIM EYEBALL PAR20 LAMP TUSCAN BRONZE TRIM WITH TUSCAN BRONZE EYEBALL	623961311512	0.904	12	360	•	•			•
Adjustable Eyeball - 30 Degree Tilt - 998										
 998P	4" TRIM EYEBALL R16, PAR16 LAMP WHITE TRIM WITH WHITE EYEBALL	080083628209	0.9	6	840	•	•	•	•	•
998TBZ	4" TRIM EYEBALL R16, PAR16 LAMP TUSCAN BRONZE WITH TUSCAN BRONZE EYEBALL	623961311437	1.469	12	840		•			•











★ Indicates ARRA Eligible Product Ⓜ Indicates EISA Compliant Pulse Start Products  Indicates MarketPro Product

Please reference the Cooper Lighting Stock Guide Terms and Conditions page. Pictures are a representation of product categories and may not illustrate the exact skus listed. Product information is subject to change without notice. Consult factory representative for additional information and inventory details. Visit www.cooperlighting.com for more product information.

CATALOG NUMBER	DESCRIPTION	UPC CODE	WEIGHT	CASE QTY	PALLET QTY	IL	CA	NJ	TX	GA
Reflector										
 999H	4" TRIM REFLECTOR CONE WHITE TRIM WITH HAZE REFLECTOR	622696606221	0.339	12	672	<input type="checkbox"/>	<input checked="" type="checkbox"/>	<input checked="" type="checkbox"/>	<input checked="" type="checkbox"/>	<input checked="" type="checkbox"/> ★
999P	4" TRIM REFLECTOR CONE WHITE TRIM WITH SPECULAR CLEAR REFLECTOR	662400320586	0.35	12	840	<input checked="" type="checkbox"/>	<input checked="" type="checkbox"/>	<input checked="" type="checkbox"/>	<input checked="" type="checkbox"/>	<input checked="" type="checkbox"/> ★
999RG	4" TRIM REFLECTOR CONE WHITE TRIM WITH RESIDENTIAL GOLD REFLECTOR	662400320548	0.367	12	768	<input type="checkbox"/>	<input type="checkbox"/>	<input type="checkbox"/>	<input type="checkbox"/>	<input checked="" type="checkbox"/> ★
999SN	4" TRIM REFLECTOR CONE SATIN NICKEL TRIM WITH SATIN NICKEL REFLECTOR	080083628186	0.41	6	720	<input type="checkbox"/>	<input checked="" type="checkbox"/>	<input type="checkbox"/>	<input type="checkbox"/>	<input checked="" type="checkbox"/>
999TBZ	4" TRIM REFLECTOR CONE TUSCAN BRONZE WITH TUSCAN BRONZE REFLECTOR	623961311451	0.362	12	1200	<input type="checkbox"/>	<input checked="" type="checkbox"/>	<input type="checkbox"/>	<input type="checkbox"/>	<input checked="" type="checkbox"/>
999W	4" TRIM REFLECTOR CONE WHITE TRIM WITH WHITE REFLECTOR	623961394287	0.369	6	432	<input type="checkbox"/>	<input checked="" type="checkbox"/>	<input type="checkbox"/>	<input type="checkbox"/>	<input checked="" type="checkbox"/> ★










4" E4 Housing

E4ICATSB New Construction										
 E4ICATSB	4" IC, AIR-TITE, NEW CONSTRUCTION HOUSING, 120V W/ SOCKET BRACKET	080083751525	2.63	6	108	<input checked="" type="checkbox"/>	<input checked="" type="checkbox"/>	<input checked="" type="checkbox"/>	<input checked="" type="checkbox"/>	<input checked="" type="checkbox"/> ⓔ 
E4RTATSB Remodel										
 E4RTATSB	4" NON-IC AIR-TITE, REMODEL, 120V W/ SOCKET BRACKET	080083751501	1.733	6	168	<input checked="" type="checkbox"/>	<input checked="" type="checkbox"/>	<input checked="" type="checkbox"/>	<input checked="" type="checkbox"/>	<input checked="" type="checkbox"/> ⓔ 
E4TATSB New Construction										
 E4TATSB	4" NON-IC, AIR-TITE, NEW CONSTRUCTION HOUSING, 120V W/ SOCKET BRACKET	080083751488	1.588	6	192	<input checked="" type="checkbox"/>	<input checked="" type="checkbox"/>	<input checked="" type="checkbox"/>	<input checked="" type="checkbox"/>	<input checked="" type="checkbox"/> ⓔ 

CATALOG NUMBER	DESCRIPTION	UPC CODE	WEIGHT	CASE QTY	PALLET QTY	IL	CA	NJ	TX	GA	
4" 4000 Trim											
	4001BB Baffle 4001BB	4" BLACK PLASTIC STEP BAFFLE, WHITE RING	080083751440	0.266	12	1008	•	•	•	•	• ★
	4001WB Baffle 4001WB	4" WHITE PLASTIC STEP BAFFLE - WHITE RING	080083745869	0.141	12	960	•	•	•	•	• 
	4002WH Eyeball 4002WH	4" WHITE ADJUSTABLE EYEBALL, 30-DEGREE TILT	080083751464	0.2	12	672	•	•	•	•	• ★
	4003SC Reflector 4003SC	4" SPECULAR REFLECTOR - WHITE RING	080083745883	0.293	12	480	•	•	•	•	•
	4010BB Baffle 4010BB	4" BLACK METAL BAFFLE, WHITE RING	080083745920	0.2	6	882	•	•	•	•	•
	4010WB Baffle 4010WB	4" WHITE METAL BAFFLE, WHITE RING	080083745906	0.306	12	576	•	•	•	•	•
	4013BB Baffle 4013BB	4" BLACK FULL BAFFLE, WHITE SELF-FLANGE RING (H99 HOUSINGS ONLY)	080083745968	0.185	6	1176	•	•	•	•	•
	4013WB Baffle 4013WB	4" WHITE FULL BAFFLE, SELF-FLANGE RING (H99 HOUSINGS ONLY)	080083745944	0.233	12	1344	•	•	•	•	•
	4055WH Showerlight 4055WH	4" FLAT PRISMATIC LENS, WHITE PLASTIC RING, SHOWERLIGHT	080083745982	0.55	12	576	•	•	•	•	•






★ Indicates ARRA Eligible Product Ⓢ Indicates EISA Compliant Pulse Start Products  Indicates MarketPro Product

Please reference the Cooper Lighting Stock Guide Terms and Conditions page. Pictures are a representation of product categories and may not illustrate the exact skus listed. Product information is subject to change without notice. Consult factory representative for additional information and inventory details. Visit www.cooperlighting.com for more product information.



CATALOG NUMBER	DESCRIPTION	UPC CODE	WEIGHT	CASE QTY	PALLET QTY	IL	CA	NJ	TX	GA		
4" H1499 Low Voltage Housing												
	IC Air-Tite - H1499ICAT H1499ICAT	4" HOUSING IC AIR-TITE 12V LOW VOLTAGE, MR16	080083584079	5.955	4	80	•	•	•	•	•	★ 
	Non-IC Air-Tite Remodel - H1499RTAT H1499RTAT	4" HOUSING NON-IC, AIR-TITE SHALLOW CEILING REMODEL 12V LOW VOLTAGE MR16	080083584406	3.769	6	144	•	•	•	•	•	★
	Non-IC Air-Tite - H1499TAT H1499TAT	4" HOUSING NON-IC, AIR-TITE SHALLOW CEILING 12V LOW VOLTAGE, MR16	080083584383	3.108	6	144	•	•	•	•	•	★
	Non-IC Dual Tap Transformer H1499T75	4" HOUSING NON-IC SHALLOW CEILING 120/277V DUAL TAP TRANSFORMER LOW VOLTAGE 75W MR16 MAX.	662400611660	4.972	6	84	•	•	•	•	•	★
4" H1499 Low Voltage Trim												
	1 - 7 / 8" Pinhole Baffle 1419P	4" TRIM PINHOLE BAFFLE WHITE TRIM WITH BLACK BAFFLE, MR16	662400320494	0.689	6	1296	•	•	•	•	•	★
	1419SN	4" TRIM PINHOLE BAFFLE SATIN NICKEL TRIM WITH BLACK BAFFLE, MR16	623960295226	0.73	6	768	•	•	•	•	•	•
	1419TBZ	4" TRIM PINHOLE BAFFLE TUSCAN BRONZE TRIM WITH BLACK BAFFLE, MR16	623961311611	0.6	6	1200	•	•	•	•	•	•
	1419W	4" TRIM PINHOLE BAFFLE WHITE TRIM WITH WHITE BAFFLE, MR16	662400320760	0.6	6	1248	•	•	•	•	•	★
	Adjustable Slot Aperture - 35 Degree Tilt 1420P	4" TRIM SLOT APERTURE WHITE, MR16	662400132264	0.69	12	864	•	•	•	•	•	•
	1420SN	4" TRIM, ADJUSTABLE SLOT SATIN NICKEL TRIM, MR16	623960295233	0.6	6	960	•	•	•	•	•	•
	1420TBZ	4" TRIM SLOT APERTURE TUSCAN BRONZE, MR16	623961311673	0.863	6	1200	•	•	•	•	•	•
	Reflector Trim 1421C	4" TRIM REFLECTOR WHITE TRIM, CLEAR SPECULAR REFLECTOR, MR16	662400320524	0.474	12	1008	•	•	•	•	•	★
	1421CG	4" TRIM REFLECTOR WHITE TRIM, CHAMPAGNE GOLD REFLECTOR, MR16	662400603054	0.4	6	960	•	•	•	•	•	★
	1421H	4" TRIM REFLECTOR WHITE TRIM, HAZE REFLECTOR, MR16	662400621508	0.476	6	120	•	•	•	•	•	★
	1421MB1	4" TRIM REFLECTOR WHITE TRIM, SPECULAR BLACK REFLECTOR, MR16	662400102045	0.4	6	720	•	•	•	•	•	★
	1421SN	4" TRIM REFLECTOR SATIN NICKEL TRIM, SATIN NICKEL REFLECTOR, MR16	623960295257	0.475	6	1200	•	•	•	•	•	•
	1421TBZ	4" TRIM REFLECTOR TUSCAN BRONZE TRIM, TUSCAN BRONZE REFLECTOR, MR16	623961311598	0.513	6	672	•	•	•	•	•	•
	1421W	4" TRIM REFLECTOR WHITE TRIM, WHITE REFLECTOR, MR16	623961394270	0.538	6	1248	•	•	•	•	•	★
	Metal Baffle - 35 Degree Tilt 1453SN	4" TRIM METAL BAFFLE SATIN NICKEL TRIM WITH SATIN NICKEL BAFFLE, MR16	623960387570	1	6	1200	•	•	•	•	•	•
	1453TBZ	4" TRIM METAL BAFFLE TUSCAN BRONZE TRIM WITH TUSCAN BRONZE BAFFLE, MR16	623961311659	0.488	6	1200	•	•	•	•	•	•
	1493P	4" TRIM COILEX BAFFLE WHITE TRIM WITH BLACK BAFFLE, MR16	662400320555	0.533	6	1200	•	•	•	•	•	★
	1493TBZ	4" TRIM COILEX BAFFLE TUSCAN BRONZE TRIM WITH BLACK BAFFLE, MR16	623961311635	0.555	6	1200	•	•	•	•	•	•
	1493W	4" TRIM COILEX BAFFLE WHITE TRIM WITH WHITE BAFFLE, MR16	662400320623	0.55	6	1200	•	•	•	•	•	★

★ Indicates ARRA Eligible Product ⓔ Indicates EISA Compliant Pulse Start Products  Indicates MarketPro Product








Please reference the Cooper Lighting Stock Guide Terms and Conditions page. Pictures are a representation of product categories and may not illustrate the exact skus listed. Product information is subject to change without notice. Consult factory representative for additional information and inventory details. Visit www.cooperlighting.com for more product information.

CATALOG NUMBER	DESCRIPTION	UPC CODE	WEIGHT	CASE PALLET						
				QTY	QTY	IL	CA	NJ	TX	GA
Adjustable Gimbal - 30 Degree Tilt										
 1495P	4" TRIM ADJUSTABLE GIMBAL WHITE, MR16	662400659679	0.448	6	1056	•	•	•	•	•
1495SN	4" TRIM ADJUSTABLE GIMBAL SATIN NICKEL, MR16	623960295271	0.473	6	720	•	•	•	•	•
1495TBZ	4" TRIM ADJUSTABLE GIMBAL TUSCAN BRONZE, MR16	623961311697	0.478	6	1200	•	•	•	•	•
Retractable Elbow - 60 Degree Tilt										
 1496P	4" TRIM RETRACTABLE ELBOW WHITE, MR16	662400659686	0.506	6	960	•	•	•	•	•
1496SN	4" TRIM RETRACTABLE ELBOW SATIN NICKEL, MR16	623960295172	0.528	6	720	•	•	•	•	•
1496TBZ	4" TRIM RETRACTABLE ELBOW TUSCAN BRONZE, MR16	623961311710	0.604	6	1200	•	•	•	•	•
Adjustable Mirror Trim - 90 Degree Tilt										
 1497P	4" TRIM ADJUSTABLE MIRROR WHITE TRIM WITH WHITE SCOOP, MR16	662400671879	0.55	6	432	•	•	•	•	•
Adjustable Eyeball with Baffle - 30 Degree Tilt										
 1498P	4" TRIM EYEBALL WHITE TRIM WITH WHITE EYEBALL, BLACK BAFFLE, MR16	662400320517	0.8	6	600	•	•	•	•	★
1498W	4" TRIM EYEBALL WHITE TRIM WITH WHITE EYEBALL, WHITE BAFFLE, MR16	662400302858	0.717	6	216	•	•	•	•	★
Metropolitan Ice Lite - For H1499T, 1499RT & H1499IC										
 1945	4" TRIM METROPOLITAN FROSTED GLASS, MR16	662400194989	2.19	6	300	•	•	•	•	★

4" H4 LED Housing

H457 LED Housing										
 H457ICAT1E	4" LED HOUSING IC AIR-TITE, DIMMABLE, 120V, FOR HALO EL406, ELG406, ELSG406 LED LIGHT ENGINES	080083692484	1.717	6	108	•	•	•	•	★ 
H457RICAT1E	4" LED REMODEL HOUSING IC AIR-TITE, DIMMABLE, 120V, FOR HALO EL406, ELG406, ELSG406 LED LIGHT ENGINES	080083692507	1.909	6	108	•	•	•	•	★
H457TATE010	4" LED HOUSING NON-IC, AIR-TITE, 120V-277V, FOR HALO EL406, ELG406, ELSG406 LED LIGHT ENGINES, 120V & 0-10VDC DIMMABLE	080083692521	3.62	6	84	•	•	•	•	★
H457RTATE010	4" LED REMODEL HOUSING NON-IC, AIR-TITE, 120V-277V, FOR HALO EL406, ELG406, ELSG406 LED LIGHT ENGINES	080083694464	2.25	6	180	•	•	•	•	★










4" 995 LED Housing

4" LED Housing IC Air-Tite, 120V Line Voltage										
 H995ICAT	4" LED HOUSING IC AIR-TITE SHALLOW CEILING 120V LINE VOLTAGE	080083616930	2.25	6	144	•	•	•	•	★ 
4" LED Remodel Housing IC Air-Tite, 120V Line Voltage										
 H995RICAT	4" LED REMODEL HOUSING IC AIR-TITE SHALLOW CEILING 120V LINE VOLTAGE	080083616947	1.5	6	162	•	•	•	•	★ 
4" LED Ultra Shallow Housing										
 H245RICAT	4" HOUSING ULTRA-SHALLOW FOR USE WITH LED INTEGRATED TRIMS	080083756520	0.82	6	576	•	•	•	•	
H245ICAT	4" NEW WORK HOUSING ULTRA-SHALLOW FOR USE WITH LED INTEGRATED TRIMS	080083770717	0.82	6	180	•	•	•	•	

4" H4 LED Downlight Engine and Trim

★ Indicates ARRA Eligible Product ⓔ Indicates EISA Compliant Pulse Start Products  Indicates MarketPro Product

Please reference the Cooper Lighting Stock Guide Terms and Conditions page. Pictures are a representation of product categories and may not illustrate the exact skus listed. Product information is subject to change without notice. Consult factory representative for additional information and inventory details. Visit www.cooperlighting.com for more product information.

CATALOG NUMBER	DESCRIPTION	UPC CODE	WEIGHT	CASE QTY	PALLET QTY	IL	CA	NJ	TX	GA	
 4" LED Light Engine, 2700K, for Halo H457 Gen2 LED Housings EL406927	4" LED LIGHT ENGINE, 2700K, FOR HALO H457 LED HOUSINGS - GEN2	080083693559	1.52	6	360	•	•	•	•	•	★
 4" LED Light Engine, 3000K, for Halo H457 Gen2 LED Housings EL406930	4" LED LIGHT ENGINE, 3000K, FOR HALO H457 LED HOUSINGS - GEN2	080083693573	1.5	6	360	•	•	•	•	•	★ 
 4" LED Light Engine, 3500K, for Halo H457 Gen2 LED Housings EL406935	4" LED LIGHT ENGINE, 3500K, FOR HALO H457 LED HOUSINGS - GEN2	080083693597	1.52	6	360	•	•	•	•	•	★
 4" LED Light Engine, 4000K, for Halo H457 Gen2 LED Housings EL406940	4" LED LIGHT ENGINE, 4000K, FOR HALO H457 LED HOUSINGS - GEN2	080083693610	1.71	6	360	•	•	•	•	•	★
 4" LED Reflector - Haze, Matte White Ring TL410H	4" LED TRIM, FROST DOME POLYMER LENS, HAZE REFLECTOR, MATTE WHITE RING, SHOWER RATED	080083694501	0.388	18	720	•	•	•	•	•	
 4" LED Reflector - Specular Black, Matte White Ring TL410SBK	4" LED TRIM, FROST DOME POLYMER LENS, SPECULAR BLACK REFLECTOR, MATTE WHITE RING, SHOWER RATED	080083694549	0.4	18	720	•	•	•	•	•	
 4" LED Reflector - Specular Clear, Matte White Ring TL410SC	4" LED TRIM, FROST DOME POLYMER LENS, SPECULAR CLEAR REFLECTOR, MATTE WHITE RING, SHOWER RATED	080083694488	0.3	18	720	•	•	•	•	•	
 4" LED Reflector - Tuscan Bronze, Tuscan Bronze Ring TL410TBZ	4" LED TRIM, FROST DOME POLYMER LENS, TUSCAN BRONZE REFLECTOR AND RING, SHOWER RATED	080083694587	0.4	18	720	•	•	•	•	•	
 4" LED Reflector - Matte White, Matte White Ring TL410WH	4" LED TRIM, FROST DOME POLYMER LENS, WHITE REFLECTOR, MATTE WHITE RING, SHOWER RATED	080083694525	0.4	18	720	•	•	•	•	•	
 4" LED Reflector - Black Baffle, Matte White Ring TL411BB	4" LED TRIM, FROST DOME POLYMER LENS, BLACK BAFFLE, MATTE WHITE RING, SHOWER RATED	080083694624	0.4	18	720	•	•	•	•	•	
 4" LED Reflector - White Baffle, Matte White Ring TL411WB	4" LED TRIM, FROST DOME POLYMER LENS, WHITE BAFFLE, MATTE WHITE RING, SHOWER RATED	080083694600	0.35	18	720	•	•	•	•	•	







★ Indicates ARRA Eligible Product Ⓢ Indicates EISA Compliant Pulse Start Products  Indicates MarketPro Product

Please reference the Cooper Lighting Stock Guide Terms and Conditions page. Pictures are a representation of product categories and may not illustrate the exact skus listed. Product information is subject to change without notice. Consult factory representative for additional information and inventory details. Visit www.cooperlighting.com for more product information.

CATALOG NUMBER	DESCRIPTION	UPC CODE	WEIGHT	CASE QTY	PALLET QTY	IL	CA	NJ	TX	GA
 TL402HS	4" LED Regressed Lens - Haze Reflector, Matte White Ring 4" LED TRIM, SOLITE(R) GLASS LENS, HAZE REFLECTOR, MATTE WHITE RING, SHOWER RATED	080083527892	0.549	18	720	•	•	•	•	•
 TL402SBKS	4" LED Regressed Lens - Specular Black Reflector, Matte White Ring 4" LED TRIM, SOLITE(R) GLASS LENS, SPECULAR BLACK REFLECTOR, MATTE WHITE RING, SHOWER RATED	080083544264	0.4	18	432					•
 TL402SCS	4" LED Regressed Lens - Specular Clear Reflector, Matte White Ring 4" LED TRIM, SOLITE(R) GLASS LENS, SPECULAR CLEAR REFLECTOR, MATTE WHITE RING, SHOWER RATED	080083527885	0.43	18	540	•	•			•
 TL402SNS	4" LED Regressed Lens - Satin Nickel Reflector, Satin Nickel Ring 4" LED TRIM, SOLITE(R) GLASS LENS, SATIN NICKEL REFLECTOR, SATIN NICKEL RING, SHOWER RATED	080083544240	0.452	18	648		•			•
 TL410SN	4" LED Regressed Lens - Satin Nickel Reflector, Satin Nickel Ring 4" LED TRIM, FROST DOME POLYMER LENS, SATIN NICKEL REFLECTOR AND RING, SHOWER RATED	080083694563	0.368	18	720		•			•
 TL402TBZS	4" LED Regressed Lens - Tuscan Bronze Reflector, Matte White Ring 4" LED TRIM, SOLITE(R) GLASS LENS, TUSCAN BRONZE REFLECTOR, MATTE WHITE RING, SHOWER RATED	080083544257	0.471	18	540		•			•
 TL402WHS	4" LED Regressed Lens - Matte White Reflector, Matte White Ring 4" LED TRIM, SOLITE(R) GLASS LENS, MATTE WHITE REFLECTOR, MATTE WHITE RING, SHOWER RATED	080083527908	0.441	18	630	•	•	•	•	•
 TL403BBS	4" LED Regressed Lens - Black Baffle Reflector, Matte White Ring 4" LED TRIM, SOLITE(R) GLASS LENS, BLACK BAFFLE REFLECTOR, MATTE WHITE RING, SHOWER RATED	080083544271	0.4	18	720		•			•
 TL403WBS	4" LED Regressed Lens - White Baffle, Matte White Ring 4" LED TRIM, SOLITE(R) GLASS LENS, WHITE BAFFLE, MATTE WHITE RING, SHOWER RATED	080083527915	0.4	18	576		•	•		•
 TL409WHWW	4" LED Wall Wash Trim, White Reflector, Specular Wall Wash Optic, Matte White Ring 4" LED TRIM, WALL WASH, WHITE REFLECTOR WITH SPECULAR WALL WASH OPTIC, MATTE WHITE RING	080083575800	0.379	18	576		•	•		•
 TL409WW	4" LED Wall Wash Trim, Semi-Specular Clear Reflector, Specular Wall Wash Optic, Matte White Ring 4" LED TRIM, WALL WASH, SEMI-SPECULAR CLEAR REFLECTOR WITH SPECULAR WALL WASH OPTIC, MATTE WHITE RING	080083585090	0.4	18	720					•
 TL412RK	4" LED Optional Reflector Kit 25, 35, 50 Degree, for ELG4 and ELSG4 Gimbal Trim / Light Engines 4" LED OPTIONAL REFLECTOR KIT 25, 35, 50 DEGREE, FOR ELG4 AND ELSG4 GIMBAL TRIM / LIGHT ENGINES	080083575817	0.288	18	540	•	•	•	•	•

★ Indicates ARRA Eligible Product Ⓢ Indicates EISA Compliant Pulse Start Products  Indicates MarketPro Product

Please reference the Cooper Lighting Stock Guide Terms and Conditions page. Pictures are a representation of product categories and may not illustrate the exact skus listed. Product information is subject to change without notice. Consult factory representative for additional information and inventory details. Visit www.cooperlighting.com for more product information.

CATALOG NUMBER	DESCRIPTION	UPC CODE	WEIGHT	CASE QTY	PALLET QTY	IL	CA	NJ	TX	GA
	4" LED Trim, "Dead Front" Polymer Trim Ring and Lens Lens, Matte White Ring, Shower Rated TL422PS	4" LED TRIM, "DEAD FRONT" POLYMER TRIM RING AND LENS LENS, MATTE WHITE RING, SHOWER RATED	080083527922	0.379	18	540	•	•	•	•
	4" LED Trim, Square Baffle Trim with Solite(R) Regressed Lens, Black Baffle, Satin Nickel Ring TLS408SNBB	4" LED TRIM, SQUARE BAFFLE TRIM WITH SOLITE (R) REGRESSED LENS, BLACK BAFFLE, SATIN NICKEL RING, SHOWER RATED	080083575787	0.4	18	576	•	•	•	•
	4" LED Trim, Square Baffle Trim with Solite(R) Regressed Lens, Black Baffle, Tuscan Bronze Ring TLS408TBZBB	4" LED TRIM, SQUARE BAFFLE TRIM WITH SOLITE (R) REGRESSED LENS, BLACK BAFFLE, TUSCAN BRONZE RING, SHOWER RATED	080083575794	0.46	18	576	•	•	•	•
	4" LED Trim, Square Baffle Trim with Solite(R) Regressed Lens, Black Baffle, White Ring TLS408WHBB	4" LED TRIM, SQUARE BAFFLE TRIM WITH SOLITE (R) REGRESSED LENS, BLACK BAFFLE, WHITE RING, SHOWER RATED	080083575770	0.457	18	576	•	•	•	•
	4" LED Square Baffle Trim with Solite(R) Regressed Lens, White Baffle, White Ring TLS408WHWB	4" LED TRIM, SQUARE BAFFLE TRIM WITH SOLITE (R) REGRESSED LENS, WHITE BAFFLE, WHITE RING, SHOWER RATED	080083575763	0.5	18	576	•	•	•	•
	4" LED Accessory									
	TRM400BK	4" LED ACCESSORY - SLIM RING, BLACK	080083544585	0.178	24	4032				•
	TRM400PC	4" LED ACCESSORY - SLIM RING, POLISHED CHROME	080083544646	0.2	24	3600				•
	TRM400SN	4" LED ACCESSORY - SLIM RING, SATIN NICKEL	080083544608	0.2	24	3840				•
	TRM400TBZ	4" LED ACCESSORY - SLIM RING, TUSCAN BRONZE	080083544622	0.2	24	3840				•
	TRM400WH	4" LED ACCESSORY - SLIM RING, MATTE WHITE	080083544561	0.162	24	3840				•

★ Indicates ARRA Eligible Product Ⓢ Indicates EISA Compliant Pulse Start Products  Indicates MarketPro Product




Please reference the Cooper Lighting Stock Guide Terms and Conditions page. Pictures are a representation of product categories and may not illustrate the exact skus listed. Product information is subject to change without notice. Consult factory representative for additional information and inventory details. Visit www.cooperlighting.com for more product information.

CATALOG NUMBER	DESCRIPTION	UPC CODE	WEIGHT	CASE PALLET				
				QTY	QTY	IL	CA	NJ

4" H4 LED Gimbal Trim / Light Engine

	4" LED White Gimbal Trim / Light Engine, 2700K ELG406927WH	4" LED WHITE GIMBAL TRIM / LIGHT ENGINE, 2700K, FOR HALO H457 LED HOUSINGS - GEN2	080083693634	2.815	6	240	•	•	•	•	•	•	★	
	4" LED Satin Nickel Gimbal Trim / Light Engine, 3000K ELG406930SN	4" LED SATIN NICKEL GIMBAL TRIM / LIGHT ENGINE, 3000K, FOR HALO H457 LED HOUSINGS - GEN2	080083693733	2.815	6	180						•	★	
	4" LED Tuscan Bronze Gimbal Trim / Light Engine, 3000K ELG406930TBZ	4" LED TUSCAN BRONZE GIMBAL TRIM / LIGHT ENGINE, 3000K, FOR HALO H457 LED HOUSINGS - GEN2	080083693818	2.815	6	180						•	★	
	4" LED White Gimbal Trim / Light Engine, 3000K ELG406930WH	4" LED WHITE GIMBAL TRIM / LIGHT ENGINE, 3000K, FOR HALO H457 LED HOUSINGS - GEN2	080083693658	2.815	6	240	•	•	•	•	•	•	★	
	4" LED White Gimbal Trim / Light Engine, 3500K ELG406935WH	4" LED WHITE GIMBAL TRIM / LIGHT ENGINE, 3500K, FOR HALO H457 LED HOUSINGS - GEN2	080083693672	2.815	6	240	•	•	•	•	•	•	★	
	4" LED White Gimbal Trim / Light Engine, 4000K ELG406940WH	4" LED WHITE GIMBAL TRIM / LIGHT ENGINE, 4000K, FOR HALO H457 LED HOUSINGS - GEN2	080083693696	2.815	6	240		•	•	•	•	•	★	
	4" LED White Square Gimbal Trim / Light Engine, 2700K ELSG406927WH	4" LED WHITE SQUARE GIMBAL TRIM / LIGHT ENGINE, 2700K, FOR HALO H457 LED HOUSINGS - GEN2	080083693870	2.815	6	180		•	•	•	•	•	★	
	4" LED White Square Gimbal Trim / Light Engine, 3000K ELSG406930WH	4" LED WHITE SQUARE GIMBAL TRIM / LIGHT ENGINE, 3000K, FOR HALO H457 LED HOUSINGS - GEN2	080083693894	2.815	6	180		•	•	•	•	•	★	

4" LT4 LED Retrofit Trim Kit

	Baffle-Trim													
	LT460WH6930	4" RETROFIT BAFFLE-TRIM LED MODULE, 120V, 90CRI, 3000K, WHITE	080083742394	0.733	6	504	•	•	•	•	•	•	★	
	LT460WH6927	4" RETROFIT BAFFLE-TRIM LED MODULE, 120V, 90CRI, 2700K, WHITE	080083762033	0.783	6	420	•	•	•	•	•	•	★	
	LT460WH6935	4" RETROFIT BAFFLE-TRIM LED MODULE, 120V, 90CRI, 3500K, WHITE	080083762057	0.777	6	504	•	•	•	•	•	•	★	
	LT460WH6940	4" RETROFIT BAFFLE-TRIM LED MODULE, 120V, 90CRI, 4000K, WHITE	080083762873	0.77	6	504	•	•	•	•	•	•	★	
	LT460WH6950	4" RETROFIT BAFFLE-TRIM LED MODULE, 120V, 90CRI, 5000K, WHITE	080083762590	1	6	504	•	•	•	•	•	★		

★ Indicates ARRA Eligible Product Ⓢ Indicates EISA Compliant Pulse Start Products  Indicates MarketPro Product

Please reference the Cooper Lighting Stock Guide Terms and Conditions page. Pictures are a representation of product categories and may not illustrate the exact skus listed. Product information is subject to change without notice. Consult factory representative for additional information and inventory details. Visit www.cooperlighting.com for more product information.

CATALOG NUMBER	DESCRIPTION	UPC CODE	WEIGHT	CASE QTY	PALLET QTY	IL	CA	NJ	TX	GA
----------------	-------------	----------	--------	----------	------------	----	----	----	----	----

ML4 LED Surface Housings



HS4R LED Housing


HS4RMB	ML4 SURFACE MOUNT HOUSING, ROUND, MATTE BLACK	080083756469	1.25	6	384	<input type="checkbox"/>	<input checked="" type="checkbox"/>	<input type="checkbox"/>	<input type="checkbox"/>	<input checked="" type="checkbox"/>
HS4RMW	ML4 SURFACE HOUSING, ROUND, MATTE WHITE	080083756445	1.25	6	384	<input type="checkbox"/>	<input checked="" type="checkbox"/>	<input type="checkbox"/>	<input type="checkbox"/>	<input checked="" type="checkbox"/>



HS4S LED Housing

HS4SMB	ML4 SURFACE HOUSING, SQUARE, MATTE BLACK	080083756506	1.5	6	384	<input type="checkbox"/>	<input checked="" type="checkbox"/>	<input type="checkbox"/>	<input type="checkbox"/>	<input checked="" type="checkbox"/>
HS4SMW	ML4 SURFACE HOUSING, SQUARE, MATTE WHITE	080083756483	1.5	6	384	<input type="checkbox"/>	<input checked="" type="checkbox"/>	<input type="checkbox"/>	<input type="checkbox"/>	<input checked="" type="checkbox"/>

ML4 LED Trims



TL41R 2" Open Pinhole Round

TL41RBCU	2" ROUND OPEN PINHOLE ML4 TRIM, BRUSHED COPPER FLANGE	080083755905	0.18	6	1260	<input type="checkbox"/>	<input checked="" type="checkbox"/>	<input type="checkbox"/>	<input type="checkbox"/>	<input checked="" type="checkbox"/>
TL41RBN	2" ROUND OPEN PINHOLE ML4 TRIM, BRUSHED NICKEL FLANGE	080083755868	0.18	6	1260	<input type="checkbox"/>	<input checked="" type="checkbox"/>	<input type="checkbox"/>	<input type="checkbox"/>	<input checked="" type="checkbox"/>
TL41RGB	2" ROUND OPEN PINHOLE ML4 TRIM, GERMAN BRONZE FLANGE	080083755929	0.18	6	1260	<input type="checkbox"/>	<input checked="" type="checkbox"/>	<input type="checkbox"/>	<input type="checkbox"/>	<input checked="" type="checkbox"/>
TL41RMB	2" ROUND OPEN PINHOLE ML4 TRIM, MATTE BLACK FLANGE	080083755844	0.18	6	1260	<input type="checkbox"/>	<input checked="" type="checkbox"/>	<input type="checkbox"/>	<input type="checkbox"/>	<input checked="" type="checkbox"/>
TL41RMW	2" ROUND OPEN PINHOLE ML4 TRIM, MATTE WHITE FLANGE	080083755820	0.18	6	1260	<input type="checkbox"/>	<input checked="" type="checkbox"/>	<input type="checkbox"/>	<input type="checkbox"/>	<input checked="" type="checkbox"/>
TL41RORB	2" ROUND OPEN PINHOLE ML4 TRIM, OIL RUBBED BRONZE FLANGE	080083755882	0.18	6	1260	<input type="checkbox"/>	<input checked="" type="checkbox"/>	<input type="checkbox"/>	<input type="checkbox"/>	<input checked="" type="checkbox"/>




TL42S 2" Open Pinhole Square

TL42SBCU	2" SQUARE OPEN PINHOLE ML4 TRIM, BRUSHED COPPER FLANGE	080083756025	0.21	6	1260	<input type="checkbox"/>	<input checked="" type="checkbox"/>	<input type="checkbox"/>	<input type="checkbox"/>	<input checked="" type="checkbox"/>
TL42SBN	2" SQUARE OPEN PINHOLE ML4 TRIM, BRUSHED NICKEL FLANGE	080083755981	0.21	6	1260	<input type="checkbox"/>	<input checked="" type="checkbox"/>	<input type="checkbox"/>	<input type="checkbox"/>	<input checked="" type="checkbox"/>
TL42SGB	2" SQUARE OPEN PINHOLE ML4 TRIM, GERMAN BRONZE FLANGE	080083756049	0.21	6	1260	<input type="checkbox"/>	<input checked="" type="checkbox"/>	<input type="checkbox"/>	<input type="checkbox"/>	<input checked="" type="checkbox"/>
TL42SMB	2" SQUARE OPEN PINHOLE ML4 TRIM, MATTE BLACK FLANGE	080083755967	0.21	6	1260	<input type="checkbox"/>	<input checked="" type="checkbox"/>	<input type="checkbox"/>	<input type="checkbox"/>	<input checked="" type="checkbox"/>
TL42SMW	2" SQUARE OPEN PINHOLE ML4 TRIM, MATTE WHITE FLANGE	080083755943	0.21	6	1260	<input type="checkbox"/>	<input checked="" type="checkbox"/>	<input type="checkbox"/>	<input type="checkbox"/>	<input checked="" type="checkbox"/>
TL42SORB	2" SQUARE OPEN PINHOLE ML4 TRIM, OIL RUBBED BRONZE FLANGE	080083756001	0.21	6	1260	<input type="checkbox"/>	<input checked="" type="checkbox"/>	<input type="checkbox"/>	<input type="checkbox"/>	<input checked="" type="checkbox"/>



TL43R 2" Lens Pinhole Round

TL43R2GBCUBB	2" ROUND LENS PINHOLE ML4 TRIM, BRUSHED COPPER FLANGE, BLACK LENS FRAME	080083756223	0.24	6	1260	<input type="checkbox"/>	<input checked="" type="checkbox"/>	<input type="checkbox"/>	<input type="checkbox"/>	<input checked="" type="checkbox"/>
TL43R2GBNBB	2" ROUND LENS PINHOLE ML4 TRIM, BRUSHED NICKEL FLANGE, BLACK LENS FRAME	080083756186	0.24	6	1260	<input type="checkbox"/>	<input checked="" type="checkbox"/>	<input type="checkbox"/>	<input type="checkbox"/>	<input checked="" type="checkbox"/>
TL43R2GGBBB	2" ROUND LENS PINHOLE ML4 TRIM, GERMAN BRONZE FLANGE, BLACK LENS FRAME	080083756247	0.24	6	1260	<input type="checkbox"/>	<input checked="" type="checkbox"/>	<input type="checkbox"/>	<input type="checkbox"/>	<input checked="" type="checkbox"/>
TL43R2GMBBB	2" ROUND LENS PINHOLE ML4 TRIM, MATTE BLACK FLANGE, BLACK LENS FRAME	080083756162	0.24	6	1260	<input type="checkbox"/>	<input checked="" type="checkbox"/>	<input type="checkbox"/>	<input type="checkbox"/>	<input checked="" type="checkbox"/>
TL43R2GMWBB	2" ROUND LENS PINHOLE ML4 TRIM, MATTE WHITE FLANGE, BLACK LENS FRAME	080083756148	0.24	6	1260	<input type="checkbox"/>	<input checked="" type="checkbox"/>	<input type="checkbox"/>	<input type="checkbox"/>	<input checked="" type="checkbox"/>
TL43R2GMWBB	2" ROUND LENS PINHOLE ML4 TRIM, MATTE WHITE FLANGE, WHITE LENS FRAME	080083756124	0.24	6	1260	<input type="checkbox"/>	<input checked="" type="checkbox"/>	<input type="checkbox"/>	<input type="checkbox"/>	<input checked="" type="checkbox"/>
TL43R2GORBBB	2" ROUND LENS PINHOLE ML4 TRIM, OIL RUBBED BRONZE FLANGE, BLACK LENS FRAME	080083756209	0.24	6	1260	<input type="checkbox"/>	<input checked="" type="checkbox"/>	<input type="checkbox"/>	<input type="checkbox"/>	<input checked="" type="checkbox"/>





TL44S 2" Lens Pinhole Square

TL44S2GBCUBB	2" SQUARE LENS PINHOLE ML4 TRIM, BRUSHED COPPER FLANGE, BLACK LENS FRAME	080083756360	0.28	6	1260	<input type="checkbox"/>	<input checked="" type="checkbox"/>	<input type="checkbox"/>	<input type="checkbox"/>	<input checked="" type="checkbox"/>
TL44S2GBNBB	2" SQUARE LENS PINHOLE ML4 TRIM, BRUSHED NICKEL FLANGE, BLACK LENS FRAME	080083756322	0.28	6	1260	<input type="checkbox"/>	<input checked="" type="checkbox"/>	<input type="checkbox"/>	<input type="checkbox"/>	<input checked="" type="checkbox"/>
TL44S2GGBBB	2" SQUARE LENS PINHOLE ML4 TRIM, GERMAN BRONZE FLANGE, BLACK LENS FRAME	080083756384	0.28	6	1260	<input type="checkbox"/>	<input checked="" type="checkbox"/>	<input type="checkbox"/>	<input type="checkbox"/>	<input checked="" type="checkbox"/>
TL44S2GMBBB	2" SQUARE LENS PINHOLE ML4 TRIM, MATTE BLACK FLANGE, BLACK LENS FRAME	080083756308	0.28	6	1260	<input type="checkbox"/>	<input checked="" type="checkbox"/>	<input type="checkbox"/>	<input type="checkbox"/>	<input checked="" type="checkbox"/>
TL44S2GMWBB	2" SQUARE LENS PINHOLE ML4 TRIM, MATTE WHITE FLANGE, BLACK LENS FRAME	080083756285	0.28	6	1260	<input type="checkbox"/>	<input checked="" type="checkbox"/>	<input type="checkbox"/>	<input type="checkbox"/>	<input checked="" type="checkbox"/>
TL44S2GMWBB	2" SQUARE LENS PINHOLE ML4 TRIM, MATTE WHITE FLANGE, WHITE LENS FRAME	080083756261	0.28	6	1260	<input type="checkbox"/>	<input checked="" type="checkbox"/>	<input type="checkbox"/>	<input type="checkbox"/>	<input checked="" type="checkbox"/>
TL44S2GORBBB	2" SQUARE LENS PINHOLE ML4 TRIM, OIL RUBBED BRONZE FLANGE, BLACK LENS FRAME	080083756346	0.28	6	1260	<input type="checkbox"/>	<input checked="" type="checkbox"/>	<input type="checkbox"/>	<input type="checkbox"/>	<input checked="" type="checkbox"/>


★ Indicates ARRA Eligible Product ⓔ Indicates EISA Compliant Pulse Start Products  Indicates MarketPro Product


Please reference the Cooper Lighting Stock Guide Terms and Conditions page. Pictures are a representation of product categories and may not illustrate the exact skus listed. Product information is subject to change without notice. Consult factory representative for additional information and inventory details. Visit www.cooperlighting.com for more product information.

CATALOG NUMBER	DESCRIPTION	UPC CODE	WEIGHT	CASE QTY	PALLET QTY	IL	CA	NJ	TX	GA
	TL45R 2" Lens Wall Wash Pinhole Round									
TL45R6GMWWB	2" ROUND LENS WALL WASH PINHOLE, MATTE WHITE FLANGE, WHITE LENS FRAME	080083756407	0.41	6	1260		•			•
TL45R6GMWBB	2" SQUARE LENS PINHOLE, ML4 TRIM, MATTE WHITE FLANGE, BLACK LENS FRAME	080083758470	0.41	6	1260		•			•


	TL46S 2" Lens Wall Wash Pinhole Square									
TL46S6GMWWB	2" SQUARE LENS WALL WASH PINHOLE, MATTE WHITE FLANGE, WHITE LENS FRAME	080083756421	0.45	6	1260		•			•
TL46S6GMWBB	2" SQUARE LENS WALL WASH PINHOLE, MATTE WHITE FLANGE, BLACK LENS FRAME	080083758494	0.45	6	1260		•			•

ML4 LED Module

	4" LED Module									
ML4D09NFL927E	4" LED DOWNLIGHT MODULE, 900 LM, NARROW FLOOD, 90 CRI, 2700 K, 120 - 277V, LE/TE 5PCT DIMMING	080083756629	1.541	6	384	•	•		•	•
ML4D09NFL930E	4" LED DOWNLIGHT MODULE, 900 LM, NARROW FLOOD, 90 CRI, 3000 K, 120 - 277V, LE/TE 5PCT DIMMING	080083756643	1.4	6	384	•	•		•	•
ML4D09NFL935E	4" LED DOWNLIGHT MODULE, 900 LM, NARROW FLOOD, 90 CRI, 3500 K, 120 - 277V, LE/TE 5PCT DIMMING	080083756667	1.541	6	384		•			•
ML4D09NFL940E	4" LED DOWNLIGHT MODULE, 900 LM, NARROW FLOOD, 90 CRI, 4000 K, 120 - 277V, LE/TE 5PCT DIMMING	080083756681	1.541	6	384		•			•
TIR50AWW25	ML4 ASYMETRIC WALL WASH TIR OPTIC	080083755783	0.11	12	4536		•			•
TIR50FL40	ML4 40 DEGREE, FLOOD, TIR OPTIC	080083755646	0.11	12	4536		•			•
TIR50NFL25	ML4 25 DEGREE, NARROW FLOOD, TIR OPTIC	080083755622	0.11	12	4536		•			•
TIR50WFL55	ML4 55 DEGREE, WIDE FLOOD, TIR OPTIC	080083755769	0.11	12	4536		•			•
T24HWKIT	ML4 TITLE 24 LED HARDWARE KIT	080083754670	0.25	1	432					•

	Media Holder									
LH501MB12PK	MEDIA HOLDER FOR 50MM LENS, MATTE BLACK, 12 PACK	080083755806	0.4	1	540		•			•

4" Mounting Frame (Used with H245RICAT, HS4R and HS4S Housings)

	Mounting Frame									
H4NCMF	4" MOUNTING FRAME FOR NEW CONSTRUCTION	080083758265	0.5	6	84		•			•

CATALOG NUMBER	DESCRIPTION	UPC CODE	WEIGHT	CASE QTY	PALLET QTY	IL	CA	NJ	TX	GA	
5" E5 Housing											
	IC Air-Tite										
E51CATNB	5" IC, AIR-TITE, NEW CONSTRUCTION, NO SOCKET BRACKET HOUSING, 120V	080083737390	1.87	6	144	•	•			•	★ Ⓢ 
E51CAT	5" IC, AIR-TITE, NEW CONSTRUCTION HOUSING, 120V	080083737420	2.4	6	144	•	•	•	•	•	★ Ⓢ 
E550ICAT	5" IC, AIR-TITE, LED NEW CONSTRUCTION HOUSING, 120V	080083774982	1.9	6	144		•			•	★
	IC Air-Tite Remodel										
E51RICAT	5" IC, AIR-TITE, REMODEL HOUSING, 120V	080083737307	1.63	6	180	•	•	•		•	★ Ⓢ 
E550RICAT	5" IC, AIR-TITE, LED REMODEL HOUSING, 120V	080083778560	1.8	6	180					•	★
	Non-IC Air-Tite Remodel										
E5RTAT	5" NON-IC, AIR-TITE, REMODEL HOUSING, 120V	080083737277	1.8	6	180	•	•			•	★
	Non-IC Air-Tite										
E5TAT	5" NON-IC, AIR-TITE, NEW CONSTRUCTION HOUSING, 120V	080083737369	1.87	6	144	•	•			•	★
E5TATNB	5" NON-IC, AIR-TITE, NEW CONSTRUCTION, NO SOCKET BRACKET HOUSING, 120V	080083737338	1.85	6	144	•	•			•	★
5" 5100 and 5200 Trim											
	5102BB Baffle										
5102BB	5" BLACK TAPERED METAL BAFFLE, WHITE SELF-FLANGE RING	080083743834	0.33	6	1512	•	•			•	
	5102WB Baffle										
5102WB	5" WHITE TAPERED METAL BAFFLE, WHITE SELF-FLANGE RING	080083743841	0.33	6	1512	•	•			•	
	5107SC Reflector										
5107SC	5" SPECULAR CLEAR TAPERED REFLECTOR, WHITE SELF-FLANGE RING	080083743858	0.17	6	1512	•	•			•	
	5109BB Baffle										
5109BB	5" BLACK PLASTIC TAPERED COILEX? BAFFLE, WHITE SELF-FLANGE RING	080083743049	0.23	6	600	•	•			•	
	5109BKBB Baffle										
5109BKBB	5" BLACK PLASTIC TAPERED COILEX? BAFFLE, BLACK SELF-FLANGE RING	080083743056	0.23	6	600	•	•			•	
	5109WB Baffle										
5109WB	5" WHITE PLASTIC TAPERED COILEX? BAFFLE, WHITE SELF-FLANGE RING	080083743063	0.35	36	864	•	•			•	

★ Indicates ARRA Eligible Product Ⓢ Indicates EISA Compliant Pulse Start Products  Indicates MarketPro Product

Please reference the Cooper Lighting Stock Guide Terms and Conditions page. Pictures are a representation of product categories and may not illustrate the exact skus listed. Product information is subject to change without notice. Consult factory representative for additional information and inventory details. Visit www.cooperlighting.com for more product information.

CATALOG NUMBER	DESCRIPTION	UPC CODE	WEIGHT	CASE QTY	PALLET QTY	IL	CA	NJ	TX	GA
 5110BB Baffle 5110BB	5" BLACK PERFTEX? BAFFLE, WHITE SELF-FLANGE RING	080083743070	0.2	6	900	•	•			•
 5110BKBB Baffle 5110BKBB	5" BLACK PERFTEX? BAFFLE, BLACK SELF-FLANGE RING	080083743087	0.2	6	900	•	•			•
 5110WB Baffle 5110WB	5" WHITE PERFTEX? BAFFLE, WHITE SELF-FLANGE RING	080083743094	0.35	36	864	•	•			•
 5120SN Reflector 5120SN	5" FULL CONE SATIN NICKEL REFLECTOR, SATIN NICKEL SELF-FLANGE	080083743100	0.28	6	288	•	•			•
 5120TBZ Reflector 5120TBZ	5" FULL CONE TUSCAN BRONZE REFLECTOR, TUSCAN BRONZE SELF-FLANGE RING	080083743117	0.28	6	288	•	•			•
 5120WH Reflector 5120WH	5" FULL CONE WHITE REFLECTOR, WHITE SELF-FLANGE RING	080083743124	0.28	6	288	•	•			•
 5121WH Reflector 5121WH	5" SHALLOW FULL CONE WHITE REFLECTOR, WHITE SELF-FLANGE RING	080083743131	0.28	6	288	•	•			•
 5125BB Baffle 5125BB	5" FULL CONE BLACK BAFFLE, WHITE SELF-FLANGE RING	080083743148	0.31	6	288	•	•			•
 5125BKBB Baffle 5125BKBB	5" FULL CONE BLACK BAFFLE, BLACK SELF-FLANGE RING	080083743155	0.31	6	288	•	•			•
 5125WB Baffle 5125WB	5" FULL CONE WHITE BAFFLE, WHITE SELF-FLANGE RING	080083743162	0.458	24	288	•	•	•		•
 5126BB Baffle 5126BB	5" SHALLOW FULL CONE BLACK BAFFLE, WHITE SELF-FLANGE RING	080083743179	0.26	6	360	•	•			•

★ Indicates ARRA Eligible Product ⓔ Indicates EISA Compliant Pulse Start Products  Indicates MarketPro Product

Please reference the Cooper Lighting Stock Guide Terms and Conditions page. Pictures are a representation of product categories and may not illustrate the exact skus listed. Product information is subject to change without notice. Consult factory representative for additional information and inventory details. Visit www.cooperlighting.com for more product information.

CATALOG NUMBER	DESCRIPTION	UPC CODE	WEIGHT	CASE QTY	PALLET QTY	IL	CA	NJ	TX	GA
 5126WB Baffle 5126WB	5" SHALLOW FULL CONE WHITE BAFFLE, WHITE SELF-FLANGE RING	080083745425	0.26	6	288	•	•			•
 5130WH Eyeball 5130WH	5" WHITE ADJUSTABLE EYEBALL & SELF-FLANGE RING 35-DEGREE MAX. TILT FOR PAR30'S	080083743605	0.66	12	288	•	•	•		•
 5135WH Eyeball 5135WH	5" WHITE ADJUSTABLE EYEBALL & SELF-FLANGE RING 35-DEGREE MAX. TILT FOR PAR20'S	080083743612	0.72	6	288	•	•			•
 5145SN Reflector 5145SN	5" SATIN NICKEL REFL. OPEN WET LOCATION SHOWER, DEEP SELF-FLANGE RING	080083742998	0.29	6	360	•	•			•
 5145TBZ Reflector 5145TBZ	5" TUSCAN BRONZE REFL. OPEN WET LOCATION SHOWER, DEEP SELF-FLANGE RING	080083743001	0.29	6	360	•	•			•
 5145WH Reflector 5145WH	5" WHITE REFL. OPEN WET LOCATION SHOWERLIGHT, DEEP SELF-FLANGE RING	080083743018	0.29	6	360	•	•			•
 5146SN Reflector 5146SN	5" SATIN NICKEL REFL. OPEN WET LOCATION SHOWERLIGHT, SELF-FLANGE RING	080083743025	0.31	6	360	•	•			•
 5146TBZ Reflector 5146TBZ	5" TUSCAN BRONZE REFL. OPEN WET LOCATION SHOWERLIGHT, SELF-FLANGE RING	080083743032	0.31	6	360	•	•			•
 5146WH Reflector 5146WH	5" WHITE REFLECTOR, OPEN WET LOCATION SHOWERLIGHT, SELF-FLANGE RING	080083745463	0.31	6	288	•	•			•
 5150SN Showerlight 5150SN	5" FROST DOME GLASS LENS, SATIN NICKEL PLASTIC SF RING, SHOWERLIGHT	080083743766	0.6	6	180	•	•			•
 5150TBZ Showerlight 5150TBZ	5" FROST DOME GLASS LENS, TUSCAN BRONZE PLASTIC SF RING, SHOWERLIGHT	080083743773	0.6	6	180	•	•			•

★ Indicates ARRA Eligible Product Ⓜ Indicates EISA Compliant Pulse Start Products  Indicates MarketPro Product


Please reference the Cooper Lighting Stock Guide Terms and Conditions page. Pictures are a representation of product categories and may not illustrate the exact skus listed. Product information is subject to change without notice. Consult factory representative for additional information and inventory details. Visit www.cooperlighting.com for more product information.

CATALOG NUMBER	DESCRIPTION	UPC CODE	WEIGHT	CASE QTY	PALLET QTY	IL	CA	NJ	TX	GA
 5150WH Showerlight 5150WH	5" FROST DOME GLASS LENS, WHITE PLASTIC SELF-FLANGE RING, SHOWERLIGHT	080083743780	0.6	6	192	•	•			•
 5162WH Reflector 5162WH	5" DROP OPAL PLASTIC LENS, REFLECTOR, WHITE PLASTIC TRIM, SHOWERLIGHT	080083745487	0.34	6	144					•
 5165BK Gimbal 5165BK	5" BLACK ADJUSTABLE GIMBAL & BLACK TRIM RING 35-DEGREE MAX. TILT	080083743629	0.46	6	576	•	•			•
 5165SN Gimbal 5165SN	5" SATIN NICKEL ADJUSTABLE GIMBAL & TRIM RING 35-DEGREE MAX. TILT	080083743636	0.46	6	576	•	•			•
 5165TBZ Gimbal 5165TBZ	5" TUSCAN BRONZE ADJUSTABLE GIMBAL & TRIM RING 35-DEGREE MAX. TILT	080083743643	0.46	6	576	•	•			•
 5165WH Gimbal 5165WH	5" WHITE ADJUSTABLE GIMBAL & TRIM RING 35-DEGREE MAX. TILT	080083745500	0.46	6	576	•	•			•
 5175SN Open 5175SN	5" OPEN, SATIN NICKEL SELF-FLANGE	080083743865	0.28	12	1728	•	•			•
 5175TBZ Open 5175TBZ	5" OPEN, TUSCAN BRONZE SELF-FLANGE	080083743872	0.28	12	1440	•	•			•
 5175WH Open 5175WH	5" OPEN, WHITE SELF-FLANGE	080083743889	0.28	12	1728	•	•			•
 5176SN Open 5176SN	5" OPEN, W/ SOCKET SUPPORT, SATIN NICKEL SELF-FLANGE	080083743896	0.54	6	192	•	•			•
 5176TBZ Open 5176TBZ	5" OPEN, W/ SOCKET SUPPORT, TUSCAN BRONZE SELF-FLANGE	080083743902	0.54	6	192	•	•			•








★ Indicates ARRA Eligible Product ⓔ Indicates EISA Compliant Pulse Start Products  Indicates MarketPro Product

Please reference the Cooper Lighting Stock Guide Terms and Conditions page. Pictures are a representation of product categories and may not illustrate the exact skus listed. Product information is subject to change without notice. Consult factory representative for additional information and inventory details. Visit www.cooperlighting.com for more product information.

CATALOG NUMBER	DESCRIPTION	UPC CODE	WEIGHT	CASE		PALLET				
				QTY	QTY	IL	CA	NJ	TX	GA
 5176WH Open 5176WH	5" OPEN, W/ SOCKET SUPPORT, WHITE SELF-FLANGE	080083743919	0.54	6	192	•	•	•	•	•
 5185SN Splay 5185SN	5" SPLAY, SATIN NICKEL SELF-FLANGE	080083743926	0.29	12	1080	•	•	•	•	•
 5185TBZ Splay 5185TBZ	5" SPLAY, TUSCAN BRONZE SELF-FLANGE	080083743933	0.29	12	1080	•	•	•	•	•
 5185WH Splay 5185WH	5" SPLAY, WHITE SELF-FLANGE	080083743940	0.29	12	1080	•	•	•	•	•
 5186SN Splay 5186SN	5" SPLAY, W/ SOCKET SUPPORT, SATIN NICKEL SELF-FLANGE	080083743957	0.57	6	192	•	•	•	•	•
 5186TBZ Splay 5186TBZ	5" SPLAY, W/ SOCKET SUPPORT, TUSCAN BRONZE SELF-FLANGE	080083743964	0.57	6	192	•	•	•	•	•
 5186WH Splay 5186WH	5" SPLAY, W/ SOCKET SUPPORT, WHITE SELF-FLANGE	080083745449	0.57	6	192	•	•	•	•	•
 5222BB Baffle 5222BB	5" REGRESSED ADJUSTABLE, BLACK BAFFLE, WHITE RING 30-DEGREE MAX. TILT	080083743568	3.36	6	192	•	•	•	•	•
 5222H Reflector 5222H	5" REGRESSED ADJUSTABLE, HAZE REFLECTOR, WHITE RING 30-DEG. MAX. TILT	080083743575	3.36	6	192	•	•	•	•	•
 5222SC Reflector 5222SC	5" REGRESSED ADJUSTABLE, SPEC. REFLECTOR, WHITE RING 30-DEG. MAX. TILT	080083743582	3.36	6	192	•	•	•	•	•
 5222WB Baffle 5222WB	5" REGRESSED ADJUSTABLE, WHITE BAFFLE, TRIM RING 30-DEG. MAX. TILT	080083743599	3.36	6	192	•	•	•	•	•














★ Indicates ARRA Eligible Product ⓔ Indicates EISA Compliant Pulse Start Products  Indicates MarketPro Product

Please reference the Cooper Lighting Stock Guide Terms and Conditions page. Pictures are a representation of product categories and may not illustrate the exact skus listed. Product information is subject to change without notice. Consult factory representative for additional information and inventory details. Visit www.cooperlighting.com for more product information.

CATALOG NUMBER	DESCRIPTION	UPC CODE	WEIGHT	CASE		PALLET				
				QTY	QTY	IL	CA	NJ	TX	GA
 <p>5230AH Showerlight 5230AH</p>	5" SQUIRCLE FROST GLASS LENS, ALUMINUM HAZE METAL RING, SHOWERLIGHT	080083743650	0.8	6	144					•
 <p>5230PN Showerlight 5230PN</p>	5" SQUIRCLE FROST GLASS LENS, POLISHED NICKEL METAL RING, SHOWERLIGHT	080083743667	0.8	6	144					•
 <p>5230SN Showerlight 5230SN</p>	5" SQUIRCLE FROST GLASS LENS, SATIN NICKEL METAL RING, SHOWERLIGHT	080083743674	0.8	6	144					•
 <p>5230TBZ Showerlight 5230TBZ</p>	5" SQUIRCLE FROST GLASS LENS, TUSCAN BRONZE METAL RING, SHOWERLIGHT	080083743681	0.8	6	144					•
 <p>5255SN Showerlight 5255SN</p>	5" SOFT SQUARE FROST CURVE GLASS LENS, SATIN NICKEL PLASTIC SF RING, SHOWERLIGHT	080083743698	0.9	6	300					•
 <p>5255TBZ Showerlight 5255TBZ</p>	5" SOFT SQUARE FROST CURVE GLASS LENS, TUSCAN BRONZE PLASTIC SF RING, SHOWERLIGHT	080083743704	0.9	6	240	•	•			•
 <p>5255WH Showerlight 5255WH</p>	5" SOFT SQUARE FROST CURVE GLASS LENS, WHITE PLASTIC SF RING, SHOWERLIGHT	080083743711	0.9	18	720					•










★ Indicates ARRA Eligible Product ⓔ Indicates EISA Compliant Pulse Start Products  Indicates MarketPro Product

Please reference the Cooper Lighting Stock Guide Terms and Conditions page. Pictures are a representation of product categories and may not illustrate the exact skus listed. Product information is subject to change without notice. Consult factory representative for additional information and inventory details. Visit www.cooperlighting.com for more product information.

CATALOG NUMBER	DESCRIPTION	UPC CODE	WEIGHT	CASE QTY	PALLET QTY	IL	CA	NJ	TX	GA		
5" H5 Housing												
	IC Air-Tite											
	H51CAT	5" HOUSING IC AIR-TITE 120V LINE VOLTAGE	080083609413	2.4	6	120	•	•	•	•	★	
	H51CATNB	5" IC, AIR-TITE NEW CONSTRUCTION, NO SOCKET BRACKET HOUSING, 120V	080083756063	2.4	6	120	•	•	•	•	★	
	IC Air-Tite Remodel											
	H51RICAT	5" HOUSING IC AIR-TITE REMODEL 120V LINE VOLTAGE	080083609444	1.4	6	144	•	•	•	•	★	
	Non-IC Remodel											
	H51RT	5" HOUSING NON-IC REMODEL 120V LINE VOLTAGE	662400602668	2.4	6	180	•	•	•	•	★	
	Non-IC											
	H5T	5" HOUSING NON-IC 120V LINE VOLTAGE	662400602651	3.25	6	120	•	•	•	•	★	
5" H5 Shallow Housing												
	IC Air-Tite											
	H251CAT	5" HOUSING ICAT SHALLOW 120V LINE VOLTAGE	662400664109	2.059	6	144	•	•	•	•	★	
5" H5 Trim												
	Splay Trim											
	5000P	5" TRIM SPLAY WHITE TRIM AND WHITE SPLAY	662400602712	0.45	6	300	•	•	•	•		
	5000SN	5" TRIM SPLAY SATIN NICKEL TRIM AND SATIN NICKEL SPLAY	623961112881	0.45	6	300	•	•	•	•		
	5000TBZ	5" TRIM SPLAY TUSCAN BRONZE TRIM AND TUSCAN BRONZE SPLAY	623961311802	0.496	6	240	•	•	•	•		
	Metal Splay Baffle											
	5001MB	5" TRIM METAL BAFFLE WHITE TRIM WITH BLACK BAFFLE	662400602736	0.45	6	360	•	•	•	•		
	5001P	5" TRIM METAL SPLAY BAFFLE WHITE TRIM WITH WHITE BAFFLE	662400602729	0.45	6	360	•	•	•	•		
	5001SN	5" TRIM BAFFLE SATIN NICKEL TRIM WITH SATIN NICKEL BAFFLE	080083588886	0.668	6	360	•	•	•	•	★	
	5001TBZ	5" TRIM BAFFLE TUSCAN BRONZE TRIM WITH TUSCAN BRONZE BAFFLE	623961311826	0.588	6	360	•	•	•	•		
	Step Baffle											
	5010	5" TRIM BAFFLE WHITE TRIM WITH BLACK BAFFLE PAR	662400602743	0.74	6	360	•	•	•	•	★	
	5010W	5" TRIM BAFFLE WHITE TRIM WITH WHITE BAFFLE PAR	662400602750	0.844	6	360	•	•	•	•		
	High Coilex Baffle											
	5012W	5" TRIM DEEP BAFFLE WHITE TRIM WITH WHITE BAFFLE	662400602811	1.021	6	192	•	•	•	•	★	


★ Indicates ARRA Eligible Product Ⓢ Indicates EISA Compliant Pulse Start Products  Indicates MarketPro Product


Please reference the Cooper Lighting Stock Guide Terms and Conditions page. Pictures are a representation of product categories and may not illustrate the exact skus listed. Product information is subject to change without notice. Consult factory representative for additional information and inventory details. Visit www.cooperlighting.com for more product information.

CATALOG NUMBER	DESCRIPTION	UPC CODE	WEIGHT	CASE QTY	PALLET QTY	IL	CA	NJ	TX	GA
Shallow Metal Baffle										
 5014P	5" TRIM SHALLOW METAL BAFFLE WHITE TRIM WITH WHITE BAFFLE	662400664086	0.593	6	270	•	•	•	•	•
Coilex Baffle with Reflector and Torsion Springs										
 5016P	5" TRIM BAFFLE WHITE TRIM WITH BLACK BAFFLE COILEX	623961558962	1.18	6	180					
5016W	5" TRIM BAFFLE WHITE TRIM WITH WHITE BAFFLE COILEX	623961558979	0.989	6	144	•	•	•	•	•
Reflector Cone										
 5020H	5" TRIM REFLECTOR CONE WHITE TRIM WITH HAZE REFLECTOR	622697053390	0.337	6	216	•	•	•	•	★
5020P	5" TRIM REFLECTOR CONE WHITE TRIM WITH WHITE REFLECTOR	662400602781	0.84	6	192	•	•	•	•	★
5020RG	5" TRIM REFLECTOR CONE WHITE TRIM WITH RESIDENTIAL GOLD REFLECTOR	662400602798	0.721	6	192				•	★
5020SC	5" TRIM REFLECTOR CONE WHITE TRIM WITH CLEAR SPECULAR REFLECTOR	662400602767	0.83	6	288	•	•	•	•	•
5020SN	5" TRIM REFLECTOR CONE SATIN NICKEL TRIM WITH SATIN NICKEL REFLECTOR	623961112843	0.662	6	144				•	
5020TBZ	5" TRIM REFLECTOR CONE TUSCAN BRONZE WITH TUSCAN BRONZE REFLECTOR	623961311772	0.883	6	216		•		•	
Reflector Trim										
 5021H	5" TRIM, FULL REFLECTOR HAZE, WHITE TRIM	622697053406	0.784	6	84				•	★
Full Reflector										
 5021SC	5" TRIM FULL REFLECTOR WHITE TRIM WITH CLEAR SPECULAR REFLECTOR	662400602828	0.666	6	216	•	•	•	•	★
5021SN	5" TRIM FULL REFLECTOR SATIN NICKEL TRIM WITH SATIN NICKEL REFLECTOR	080083508587	0.51	6	192				•	
Wall Wash with Baffle										
 5030W	5" TRIM WALL WASH WHITE TRIM AND SCOOP, WHITE BAFFLE	662400664949	1.06	6	144	•	•	•	•	•
Frosted Lens Shower Light										
 5051PS	5" TRIM SHOWERLIGHT WHITE TRIM WITH FLAT FROST LENS	080083521388	1.16	6	180	•	•	•	•	•
Shower Light										
 5054PS	5" TRIM SHOWERLIGHT WHITE TRIM WITH FROSTED DOME DIFFUSER	623961531644	1.25	6	144	•	•	•	•	•
5054SNS	5" TRIM DROP SHOWERLIGHT SATIN NICKEL TRIM WITH FROSTED DIFFUSER	623961836251	1.411	6	144	•	•	•	•	•
5054TBZS	5" TRIM DROP SHOWERLIGHT TUSCAN BRONZE TRIM WITH FROSTED DIFFUSER	623961827365	1.725	6	144	•	•	•	•	•
Adjustable Gimbal - 25 Degree Tilt										
 5060P	5" TRIM GIMBAL WHITE TRIM WITH WHITE GIMBAL	662400610700	0.734	6	750	•	•	•	•	★



★ Indicates ARRA Eligible Product ⓔ Indicates EISA Compliant Pulse Start Products  Indicates MarketPro Product



Please reference the Cooper Lighting Stock Guide Terms and Conditions page. Pictures are a representation of product categories and may not illustrate the exact skus listed. Product information is subject to change without notice. Consult factory representative for additional information and inventory details. Visit www.cooperlighting.com for more product information.

CATALOG NUMBER	DESCRIPTION	UPC CODE	WEIGHT	CASE QTY	PALLET QTY	IL	CA	NJ	TX	GA
Adjustable Eyeball - 30 Degree Tilt - 5070										
 5070P	5" TRIM PAR30 EYEBALL WHITE TRIM WITH WHITE EYEBALL	662400602682	0.8	6	360	•	•	•	•	•
5070SN	5" TRIM PAR30 EYEBALL SATIN NICKEL TRIM WITH SATIN NICKEL EYEBALL, 30 DEGREE TILT	623961113789	0.963	6	360	•	•	•	•	•
5070TBZ	5" TRIM PAR30 EYEBALL TUSCAN BRONZE TRIM WITH TUSCAN BRONZE EYEBALL, 30 DEGREE TILT	623961311864	2.617	6	360	•	•	•	•	•


Adjustable Eyeball - 30 Degree Tilt - 5071										
 5071P	5" TRIM PAR20 EYEBALL WHITE TRIM WITH WHITE EYEBALL, 30 DEGREE TILT	662400602705	1.026	6	360	•	•	•	•	★


5" LED Housing


5" IC Air-Tite Housing										
 H550ICAT	5" LED HOUSING, IC AIR-TITE, FOR LISTED HALO LED MODULES	080083626533	2.25	6	120	•	•	•	•	★ 


5" IC Air-Tite Remodel Housing										
 H550RICAT	5" LED HOUSING, REMODEL, IC AIR-TITE, FOR LISTED HALO LED MODULES	080083626557	1.15	6	144	•	•	•	•	★ 


5" ML56 LED Trim


Shallow Baffle Trim										
 591WB	5" TRIM, "DEAD FRONT" SHALLOW WHITE POLYMER BAFFLE & TRIM	080083623280	0.588	6	300	•	•	•	•	•

Reflector Trim										
 592H	5" TRIM, REFLECTOR, HAZE, WHITE TRIM	080083634286	0.548	6	300	•	•	•	•	•
592SC	5" TRIM, REFLECTOR, SPECULAR CLEAR, WHITE TRIM	080083623303	0.5	6	360	•	•	•	•	•
592W	5" TRIM, REFLECTOR, WHITE, WHITE TRIM	080083623341	0.614	6	360	•	•	•	•	•

Baffle Trim										
 593BB	5" TRIM, BLACK BAFFLE, WHITE TRIM	080083623884	0.01	6	288	•	•	•	•	•
593SNB	5" TRIM, SATIN NICKEL BAFFLE, SATIN NICKEL TRIM	080083634309	0.5	6	300	•	•	•	•	•
593TBZB	5" TRIM, TUSCAN BRONZE BAFFLE, TUSCAN BRONZE TRIM	080083623921	0.61	6	300	•	•	•	•	•
593WB	5" TRIM, WHITE BAFFLE, WHITE TRIM	080083634293	0.488	6	300	•	•	•	•	•







Eyeball Trim - 30 degree Tilt										
 594SNB	5" TRIM, LOW PROFILE EYEBALL, SATIN NICKEL	080083623198	0.92	6	300	•	•	•	•	•
594TBZB	5" TRIM, LOW PROFILE EYEBALL, TUSCAN BRONZE	080083623211	0.01	6	300	•	•	•	•	•
594WB	5" TRIM, LOW PROFILE EYEBALL, WHITE	080083634347	0.95	6	360	•	•	•	•	•

Wall Wash Trim										
 595WW	5" WALL WASH TRIM, SPECULAR CLEAR, REPOSITIONABLE KICK REFLECTOR	080083623945	0.663	6	300	•	•	•	•	•






Shallow Baffle Trim - 596WB										
 596WB	5" TRIM, SHALLOW WHITE BAFFLE, WHITE TRIM	080083623969	0.555	6	300	•	•	•	•	•



★ Indicates ARRA Eligible Product Ⓢ Indicates EISA Compliant Pulse Start Products  Indicates MarketPro Product



Please reference the Cooper Lighting Stock Guide Terms and Conditions page. Pictures are a representation of product categories and may not illustrate the exact skus listed. Product information is subject to change without notice. Consult factory representative for additional information and inventory details. Visit www.cooperlighting.com for more product information.



CATALOG NUMBER	DESCRIPTION	UPC CODE	WEIGHT	CASE QTY	PALLET QTY	IL	CA	NJ	TX	GA	
5/6" LT4 LED Retrofit Trim Kit											
	Baffle-Trim										
LT560WH6927	5"/6" RETROFIT BAFFLE-TRIM LED MODULE, 120V, 90CRI, 2700 K, MATTE WHITE	080083762897	1.16	6	288	●	●	●	●	●	
LT560WH6930	5"/6" RETROFIT BAFFLE-TRIM LED MODULE, 120V, 90CRI, 3000 K, MATTE WHITE	080083742417	1.2	6	288	●	●	●	●	●	
LT560WH6935	5"/6" RETROFIT BAFFLE-TRIM LED MODULE, 120V, 90CRI, 3500 K, MATTE WHITE	080083762910	1.1	6	288	●	●	●	●	●	
LT560WH6940	5"/6" RETROFIT BAFFLE-TRIM LED MODULE, 120V, 90CRI, 4000 K, MATTE WHITE	080083762934	1.1	6	288	●	●	●	●	●	
LT560WH6950	5"/6" RETROFIT BAFFLE-TRIM LED MODULE, 120V, 90CRI, 5000 K, MATTE WHITE	080083762613	1.18	6	288	●	●	●	●	●	


6" H7 Housing


	IC and IC Air-Tite										
H7ICAT	6" HOUSING IC AIR-TITE 120V LINE VOLTAGE INCANDESCENT	080083609628	2.86	6	120	●	●	●	●	●	★ 
H7ICATNB	6" HOUSING IC AIR-TITE NO SOCKET BRACKET 120V LINE VOLTAGE INCANDESCENT	662400612032	2.5	6	120	●	●	●	●	●	★ 
H7ICT	6" HOUSING IC 120V LINE VOLTAGE	080083609680	3	6	120	●	●	●	●	●	
H7ICTNB	6" HOUSING IC NO SOCKET BRACKET 120V LINE VOLTAGE INCANDESCENT	662400608523	2.4	6	120	●	●	●	●	●	


	IC and IC Air-Tite Remodel - H7RICAT										
H7RICAT	6" HOUSING IC AIR-TITE REMODEL HOUSING 120V LINE VOLTAGE	662400610588	1.9	6	144	●	●	●	●	●	★ 

	IC and IC Air-Tite Remodel										
H7RICT	6" HOUSING IC REMODEL HOUSING 120V LINE VOLTAGE	662400600718	1.65	6	144	●	●	●	●	●	★ 

	Non-IC Remodel										
H7RT	6" HOUSING NON-IC REMODEL HOUSING 120V LINE VOLTAGE	662400600725	5.4	6	144	●	●	●	●	●	★ 













	Non-IC										
H7T	6" HOUSING NON-IC 120V LINE VOLTAGE	080083609727	2.444	6	120	●	●	●	●	●	★

	6" Housing Non-IC, No Socket Bracket, 120V Line Voltage										
H7TNB	6" HOUSING NON-IC, NO SOCKET BRACKET, 120V LINE VOLTAGE	662400664628	3.1	6	120	●	●	●	●	●	★

	IC Air-Tite Universal										
H7UICAT	6" HOUSING UNIVERSAL IC AIR-TITE 120V LINE VOLTAGE	662400164753	4.6	4	60	●	●	●	●	●	★













★ Indicates ARRA Eligible Product Ⓢ Indicates EISA Compliant Pulse Start Products  Indicates MarketPro Product

Please reference the Cooper Lighting Stock Guide Terms and Conditions page. Pictures are a representation of product categories and may not illustrate the exact skus listed. Product information is subject to change without notice. Consult factory representative for additional information and inventory details. Visit www.cooperlighting.com for more product information.

CATALOG NUMBER	DESCRIPTION	UPC CODE	WEIGHT	CASE QTY	PALLET QTY	IL	CA	NJ	TX	GA		
6" H27 Shallow Housing												
	IC and IC Air-Tite H27ICAT 6" HOUSING SHALLOW CEILING IC AIR-TITE 120V LINE VOLTAGE	662400605898	2.7	6	144	•	•	•	•	•	★	
	IC and IC Air-Tite Remodel H27RICAT 6" HOUSING SHALLOW CEILING IC AIR-TITE REMODEL 120V LINE VOLTAGE	080083609253	1.6	6	180	•	•	•	•	•	★	
	Non-IC Remodel H27RT 6" HOUSING SHALLOW CEILING NON-IC REMODEL 120V LINE VOLTAGE	662400600732	1.548	6	180	•	•	•	•	•	★	
	Non-IC H27T 6" HOUSING SHALLOW CEILING NON-IC 120V LINE VOLTAGE	662400133148	3.3	6	120	•	•	•	•	•	★	
6" H7 Trim												
	Albalite Lens with Reflector - 170 170PS 6" TRIM SHOWERLIGHT ALBALITE LENS WITH REFLECTOR - SOCKET SUPPORTING WET LOCATION & AIR-TITE LISTED WHITE TRIM WITH FROSTED ALBALITE LENS	662400130765	1	6	240	•	•	•	•	•		
	Dome Shower Light - 172 172PS 6" TRIM SHOWERLIGHT WITH DOME LENS AND REFLECTOR - SOCKET SUPPORTING WET LOCATION & AIR-TITE LISTED WHITE TRIM WITH FROSTED GLASS DOME	662400663553	1.3	6	192	•	•	•	•	•		
	172TBZS 6" TRIM SHOWERLIGHT WITH DOME LENS AND REFLECTOR - SOCKET SUPPORTING WET LOCATION & AIR-TITE LISTED TUSCAN BRONZE TRIM WITH FROSTED GLASS DOME	623961312038	1.75	6	240	•	•	•	•	•		
	Fresnel Lens with Reflector - 173 173P 6" TRIM FRESNEL LENS WITH REFLECTOR - SOCKET SUPPORTING WHITE TRIM WITH FRESNEL LENS	662400130802	1.2	6	240						★	
	173PS 6" TRIM FRESNEL LENS WITH REFLECTOR - SOCKET SUPPORTING WET LOCATION & AIR-TITE LISTED WHITE TRIM WITH FRESNEL LENS	662400318385	1.094	6	192	•	•	•	•	•	★	
	Air-Tite Super Trim - Baffle - 30 30HAT 6" TRIM AIR-TITE SUPER TRIM - BAFFLE WHITE TRIM WITH HAZE REFLECTOR	622697839826	0.5	6	450		•		•	•		
	30PAT 6" TRIM AIR-TITE SUPER TRIM - BAFFLE WHITE TRIM, BLACK BAFFLE, CLEAR REFLECTOR	662400603313	0.416	18	360		•		•	•		
	30TBZAT 6" TRIM AIR-TITE SUPER TRIM - BAFFLE TUSCAN BRONZE TRIM WITH TUSCAN BRONZE BAFFLE AND REFLECTOR	623961312052	0.477	18	432	•	•	•		•		
	30WAT 6" TRIM AIR-TITE SUPER TRIM - BAFFLE WHITE TRIM, WHITE BAFFLE, WHITE REFLECTOR	662400603320	0.452	18	540	•	•	•	•	•		
	30WATH 6" TRIM AIR-TITE SUPER TRIM - BAFFLE WHITE TRIM, WHITE BAFFLE, CLEAR REFLECTOR	080083628469	0.5	6	450	•	•	•		•		
	30SNAT 6" TRIM AIR-TITE SUPER TRIM - BAFFLE SATIN NICKEL TRIM, SATIN NICKEL BAFFLE AND REFLECTOR	080083588893	0.474	18	648	•	•		•	•		










★ Indicates ARRA Eligible Product Ⓢ Indicates EISA Compliant Pulse Start Products  Indicates MarketPro Product

Please reference the Cooper Lighting Stock Guide Terms and Conditions page. Pictures are a representation of product categories and may not illustrate the exact skus listed. Product information is subject to change without notice. Consult factory representative for additional information and inventory details. Visit www.cooperlighting.com for more product information.

CATALOG NUMBER	DESCRIPTION	UPC CODE	WEIGHT	CASE QTY	PALLET QTY	IL	CA	NJ	TX	GA	
Air-Tite Super Trim - Reflector White - 30											
 30RGAT	6" TRIM AIR-TITE SUPER TRIM - REFLECTOR WHITE TRIM WITH RESIDENTIAL GOLD REFLECTOR	662400603344	0.447	18	540		•				•
30CAT	6" TRIM AIR-TITE SUPER TRIM - REFLECTOR WHITE TRIM WITH CLEAR SPECULAR REFLECTOR	662400603337	0.453	18	540	•	•	•	•	•	
Air-Tite Super Trim - Reflector Black - 30											
 30SBAT	6" TRIM AIR-TITE SUPER TRIM - REFLECTOR BLACK SPECULAR REFLECTOR AND TRIM	622697060855	0.441	18	432	•	•				•
Open Trim with Socket Support - 30											
 300P	6" TRIM OPEN - SOCKET SUPPORTING WHITE	662400302421	0.6	6	450	•	•	•	•	•	
300SN	6" TRIM OPEN - SOCKET SUPPORTING SATIN NICKEL	623961113819	0.766	6	360		•				
Open Trim - 301											
 301P	6" TRIM OPEN WHITE	662400130864	0.4	12	1200	•	•	•	•	•	
301SN	6" TRIM - OPEN SATIN NICKEL	623961113802	0.5	12	1200		•				
301TBZ	6" TRIM OPEN TUSCAN BRONZE	623961311901	0.496	12	1200		•				•
Wall Wash - 303											
 303P	6" TRIM WALL WASH WHITE TRIM AND SCOOP	662400130901	1.118	6	288						★
Coilex Baffle - 310											
 310P	6" TRIM COILEX BAFFLE WHITE TRIM WITH BLACK BAFFLE	662400130932	0.611	6	360	•	•	•	•	•	★
RE-310SN	6" TRIM COILEX BAFFLE SATIN NICKEL TRIM WITH BLACK BAFFLE	080083515929	0.6	6	360		•				•
310TBZ	6" TRIM COILEX BAFFLE TUSCAN BRONZE TRIM WITH BLACK BAFFLE	623961311949	0.6	6	360		•				•
310W	6" TRIM COILEX BAFFLE WHITE TRIM WITH WHITE BAFFLE	080083515882	0.45	6	360	•	•	•	•	•	
310WG	6" TRIM COILEX BAFFLE WHITE OVERSIZE TRIM RING WITH WHITE BAFFLE	662400302360	0.6	6	300			•			★
Coilex Baffle - 312											
 312P	6" TRIM COILEX BAFFLE - NARROW LAMP OPENING WHITE TRIM WITH BLACK BAFFLE	662400634089	0.469	9	360						•
312W	6" TRIM COILEX BAFFLE - NARROW LAMP OPENING WHITE TRIM WITH WHITE BAFFLE	662400634096	0.502	9	360	•	•	•	•	•	★
White Splay Trim - 327											
 327P	6" TRIM SPLAY TRIM - SOCKET SUPPORTING WHITE SPLAY TRIM WITH TORSION SPRINGS	662400635451	0.78	6	360					•	•
White Splay Trim - 328											
 328P	6" TRIM SPLAY WHITE SPLAY TRIM	662400163831	0.554	12	600		•				•
Metal Baffle - 353											
 353SN	6" TRIM METAL BAFFLE SATIN NICKEL TRIM WITH SATIN NICKEL BAFFLE	623961114236	0.35	6	540		•				•
353TBZ	6" TRIM METAL BAFFLE TUSCAN BRONZE TRIM WITH TUSCAN BRONZE BAFFLE	623961311963	0.464	6	450		•				•










★ Indicates ARRA Eligible Product Ⓜ Indicates EISA Compliant Pulse Start Products  Indicates MarketPro Product

Please reference the Cooper Lighting Stock Guide Terms and Conditions page. Pictures are a representation of product categories and may not illustrate the exact skus listed. Product information is subject to change without notice. Consult factory representative for additional information and inventory details. Visit www.cooperlighting.com for more product information.

CATALOG NUMBER	DESCRIPTION	UPC CODE	WEIGHT	CASE		PALLET					
				QTY	QTY	IL	CA	NJ	TX	GA	
 Adjustable - 376 376P	6" TRIM PAR30 ADJUSTABLE WITH BAFFLE WHITE TRIM RING, BLACK BAFFLE	662400183754	0.673	12	600				•	•	★
 Adjustable with Splay - 378 378P	6" TRIM PAR30 ADJUSTABLE SPLAY WHITE TRIM WITH WHITE SPLAY	662400164630	0.817	6	300		•			•	★
 Open Trim - 401 401AL	6" TRIM OPEN LARGE APERTURE SATIN ALUMINUM TRIM	662400131045	0.39	12	1200		•			•	★
401P	6" TRIM OPEN LARGE APERTURE WHITE TRIM	662400131069	0.376	12	1200	•	•	•	•	•	★
 Specular Reflector - 404 404C	6" TRIM FULL REFLECTOR - SOCKET SUPPORTING WHITE TRIM WITH CLEAR SPECULAR REFLECTOR INCANDESCENT	662400131120	0.59	6	180				•	•	★
404H	6" TRIM FULL REFLECTOR - SOCKET SUPPORTING WHITE TRIM WITH HAZE REFLECTOR INCANDESCENT	622697063641	0.557	6	144					•	★
404SN	6" TRIM FULL REFLECTOR - SOCKET SUPPORTING SATIN NICKEL TRIM WITH SATIN NICKEL REFLECTOR	623961114267	0.585	6	180					•	
404TBZ	6" TRIM FULL REFLECTOR - SOCKET SUPPORTING TUSCAN BRONZE TRIM WITH TUSCAN BRONZE REFLECTOR	623961312007	0.743	6	192					•	
 Specular Reflector - 405 405H	6" TRIM FULL REFLECTOR - SOCKET SUPPORTING WHITE TRIM WITH HAZE REFLECTOR	622697053598	0.8	6	360						
405RG	6" TRIM FULL REFLECTOR - SOCKET SUPPORTING WHITE TRIM WITH RESIDENTIAL GOLD REFLECTOR	662400131168	0.8	6	180					•	
405SC	6" TRIM FULL REFLECTOR - SOCKET SUPPORTING WHITE TRIM WITH CLEAR SPECULAR REFLECTOR	662400131175	0.48	6	180		•			•	
 Self Flanged White Reflector - 4051P 4051P	6" TRIM SELF FLANGED REFLECTOR WHITE WITH WHITE TRIM RING	662400161097	0.983	6	180						★
 Coilex Baffle - 410 410P	6" TRIM R40, PAR38 BAFFLE WHITE TRIM WITH BLACK BAFFLE	662400131229	0.5	6	360		•		•	•	★
410W	6" TRIM R40, PAR38 BAFFLE WHITE TRIM WITH WHITE BAFFLE	662400163039	0.621	6	360	•	•	•	•	•	★
410WG	6" TRIM R40, PAR38 BAFFLE OVERSIZE WHITE TRIM RING WITH WHITE BAFFLE	662400302988	0.54	6	360		•				★
 Regressed Eyeball - 30 Degree Tilt - 420 420P	6" TRIM REGRESSED EYEBALL WITH BAFFLE WHITE TRIM WITH WHITE EYEBALL AND BLACK BAFFLE	662400606000	1.051	6	240		•			•	★
420W	6" TRIM REGRESSED EYEBALL WITH BAFFLE WHITE TRIM WITH WHITE EYEBALL AND WHITE BAFFLE	662400606017	1.104	6	300	•	•	•	•	•	
 Wall Wash / Reflector Downlight - 424 424P	6" TRIM WALL WASH DOWNLIGHT WHITE TRIM	662400131298	1.01	6	144					•	★


★ Indicates ARRA Eligible Product Ⓜ Indicates EISA Compliant Pulse Start Products  Indicates MarketPro Product

Please reference the Cooper Lighting Stock Guide Terms and Conditions page. Pictures are a representation of product categories and may not illustrate the exact skus listed. Product information is subject to change without notice. Consult factory representative for additional information and inventory details. Visit www.cooperlighting.com for more product information.

CATALOG NUMBER	DESCRIPTION	UPC CODE	WEIGHT	CASE QTY	PALLET QTY	IL	CA	NJ	TX	GA
Wall Wash with Coilex Baffle and Reflector Scoop - 425										
 425P	6" TRIM WALL WASH WHITE WITH BLACK BAFFLE	662400131304	1.032	4	240					★
425W	6" TRIM WALL WASH WHITE WITH WHITE BAFFLE	662400302957	1.03	4	288	•				★
Reflector Cone - 426										
 426	6" TRIM REFLECTOR CONE WHITE WITH CLEAR SPECULAR REFLECTOR CONE	662400131311	0.46	6	360	•	•	•	•	•
426CG	6" TRIM REFLECTOR CONE WHITE TRIM WITH CHAMPAGNE GOLD REFLECTOR CONE	662400131328	1.631	6	1440		•			•
426H	6" TRIM REFLECTOR CONE WHITE TRIM WITH HAZE REFLECTOR CONE	662400165170	0.392	6	360			•	•	•
426MB	6" TRIM REFLECTOR CONE WHITE TRIM WITH SPECULAR BLACK REFLECTOR CONE	662400131342	0.4	6	360		•			•
426RG	6" TRIM REFLECTOR CONE WHITE TRIM WITH RESIDENTIAL GOLD REFLECTOR CONE	662400131359	0.515	6	360		•			•
426SN	6" TRIM REFLECTOR CONE SATIN NICKEL TRIM WITH SATIN NICKEL REFLECTOR CONE	623961114250	0.446	6	288		•			•
426TBZ	6" TRIM REFLECTOR CONE TUSCAN BRONZE TRIM WITH TUSCAN BRONZE REFLECTOR CONE	623961311987	0.448	6	360	•	•			•
Dayform White Cone - 429										
 429P	6" TRIM DAYFORM CONE WHITE TRIM AND SPLAY REFLECTOR	662400167532	0.545	6	432		•			•
Adjustable with Splay - 478										
 478P	6" TRIM ADJUSTABLE WITH SPLAY REFLECTOR WHITE TRIM WITH WHITE SPLAY	662400164654	0.682	6	300					•
Albalite Lens with Reflector - 70										
 70P	6" TRIM ALBALITE LENS WHITE TRIM WITH FROSTED ALBALITE LENS	662400130383	0.872	12	720		•		•	•
70PS	6" TRIM WET LOCATION AND AIR-TITE LISTED WHITE TRIM WITH FROSTED ALBALITE LENS	080083628247	0.625	6	600	•	•	•	•	•
6" Albalite Lens with Reflector and Satin Nickel Ring - 70										
 70SNS	6" TRIM, WET LOCATION AND AIR-TITE LISTED SATIN NICKEL TRIM WITH FROSTED ALBALITE LENS	080083628506	1	6	600		•			•
Drop Opal Lens with Reflector - 71										
 71P	6" TRIM DROP OPAL LENS WHITE TRIM WITH DROP OPAL LENS	662400130437	1.28	6	450					★
71PS	6" TRIM DROP OPAL LENS WET LOCATION AND AIR-TITE LISTED WHITE TRIM WITH DROP OPAL LENS	662400646631	1.109	6	300			•		★
Fresnel Lens - 73										
 73P	6" TRIM FRESNEL LENS WHITE TRIM WITH FRESNEL LENS	662400130505	1	12	480		•			•
73PS	6" TRIM FRESNEL LENS WET LOCATION AND AIR-TITE LISTED WHITE TRIM WITH FRESNEL LENS	662400601241	1.258	12	480		•		•	•
Adjustable Gimbal - 76										
 76P	6" TRIM GIMBAL RING - PAR 38 STANDARD OR SIDE PRONG LAMPS WHITE TRIM WITH GIMBAL RING	662400130536	1.055	12	384		•			•


★ Indicates ARRA Eligible Product Ⓢ Indicates EISA Compliant Pulse Start Products  Indicates MarketPro Product


Please reference the Cooper Lighting Stock Guide Terms and Conditions page. Pictures are a representation of product categories and may not illustrate the exact skus listed. Product information is subject to change without notice. Consult factory representative for additional information and inventory details. Visit www.cooperlighting.com for more product information.


CATALOG NUMBER	DESCRIPTION	UPC CODE	WEIGHT	CASE QTY	PALLET QTY	IL CA NJ TX GA				
						IL	CA	NJ	TX	GA
Eyeball - 30 Degree Tilt										
 78P	6" TRIM PAR30L EYEBALL WHITE TRIM WITH WHITE EYEBALL, 30 DEGREE TILT	662400130628	1.1	6	240	•	•	•	•	•
78PAT	6" TRIM PAR30L EYEBALL WHITE TRIM WITH WHITE EYEBALL - AIR-TITE TRIM, 30 DEGREE TILT	662400611745	1.31	6	300	•	•	•	•	★
78SN	6" TRIM PAR30L EYEBALL SATIN NICKEL TRIM WITH SATIN NICKEL EYEBALL, 30 DEGREE TILT	623961113796	1.1	6	240	•	•	•	•	•
78TBZ	6" TRIM PAR30L EYEBALL TUSCAN BRONZE TRIM WITH TUSCAN BRONZE EYEBALL, 30 DEGREE TILT	623961311888	0.981	6	240	•	•	•	•	•


6" E7 Housing


E27ICAT New Construction										
 E27ICAT	6" IC, AIR-TITE, SHALLOW NEW CONSTRUCTION HOUSING, 120V	080083737604	0.98	6	192	•	•	•	•	•


E27RICAT Remodel										
 E27RICAT	6" IC, AIR-TITE, SHALLOW REMODEL HOUSING, 120V	080083737482	1.63	6	192	•	•	•	•	•


E27RTAT Remodel										
 E27RTAT	6" NON-IC, AIR-TITE, SHALLOW REMODEL HOUSING, 120V	080083737451	1.8	6	192	•	•	•	•	•


E27TAT New Construction										
 E27TAT	6" NON-IC, AIR-TITE, SHALLOW NEW CONSTRUCTION HOUSING, 120V	080083737574	1.89	6	192	•	•	•	•	•

E7ICAT New Construction										
 E7ICAT	6" IC, AIR-TITE, NEW CONSTRUCTION HOUSING, 120V	080083737727	2.5	6	144	•	•	•	•	•

E7ICATNB New Construction										
 E7ICATNB	6" IC, AIRTITE, NEW CONSTRUCTION, NO SOCKET BRACKET HOUSING, 120V	080083737697	2.23	6	144	•	•	•	•	•






E7RICAT Remodel										
 E7RICAT	6" IC, AIR-TITE, REMODEL HOUSING, 120V	080083737543	1.791	6	144	•	•	•	•	•

E7RTAT Remodel										
 E7RTAT	6" NON-IC, AIR-TITE, REMODEL HOUSING, 120V	080083737512	1.9	6	144	•	•	•	•	•









E7TAT New Construction										
 E7TAT	6" NON-IC, AIR-TITE, NEW CONSTRUCTION HOUSING, 120V	080083737666	1.96	6	144	•	•	•	•	•

★ Indicates ARRA Eligible Product **E** Indicates EISA Compliant Pulse Start Products **M** Indicates MarketPro Product

Please reference the Cooper Lighting Stock Guide Terms and Conditions page. Pictures are a representation of product categories and may not illustrate the exact skus listed. Product information is subject to change without notice. Consult factory representative for additional information and inventory details. Visit www.cooperlighting.com for more product information.

CATALOG NUMBER	DESCRIPTION	UPC CODE	WEIGHT	CASE PALLET		REGIONAL AVAILABILITY					
				QTY	QTY	IL	CA	NJ	TX	GA	
 E7TATNB New Construction E7TATNB	6" NON-IC, AIR-TITE, NEW CONSTRUCTION, NO SOCKET BRACKET HOUSING, 120V	080083737635	1.94	6	144	•	•			•	★
 E750ICAT New Construction E750ICAT	6" IC, AIR-TITE, LED NEW CONSTRUCTION HOUSING, 120V	080083775040	2.3	6	144		•			•	★ 
 E750RICAT Remodel E750RICAT	6" IC, AIR-TITE, LED REMODEL HOUSING, 120V	080083778584	1.95	6	144					•	★ 

6" 6100 and 6200 Trim

 6100BB Baffle 6100BB	6" BLACK TAPERED METAL BAFFLE, 2-WHITE RINGS NARROW & WIDE	080083743445	0.37	18	720	•	•	•	•	•	
 6100WB Baffle 6100WB	6" WHITE TAPERED METAL BAFFLE, 2-WHITE RINGS NARROW & WIDE	080083743452	0.47	18	1080	•	•	•	•	•	
 6101BB Baffle 6101BB	6" BLACK STRAIGHT-SIDE METAL BAFFLE, 2-WHITE RINGS NARROW & WIDE	080083743469	0.36	6	720		•	•	•	•	
 6101WB Baffle 6101WB	6" WHITE STRAIGHT-SIDE METAL BAFFLE, 2-WHITE RINGS NARROW & WIDE	080083743476	0.36	18	960	•	•	•	•	•	
 6102BB Baffle 6102BB	6" BLACK TAPERED METAL BAFFLE, WHITE SELF-FLANGE RING	080083743483	0.49	18	1080	•	•			•	
 6102WB Baffle 6102WB	6" WHITE TAPERED METAL BAFFLE, WHITE SELF-FLANGE RING	080083743490	0.49	18	1800	•	•			•	
 6103BB Baffle 6103BB	6" BLACK STRAIGHT-SIDE METAL BAFFLE, WHITE SELF-FLANGE RING	080083743506	0.51	18	720	•	•			•	

★ Indicates ARRA Eligible Product Ⓢ Indicates EISA Compliant Pulse Start Products  Indicates MarketPro Product

Please reference the Cooper Lighting Stock Guide Terms and Conditions page. Pictures are a representation of product categories and may not illustrate the exact skus listed. Product information is subject to change without notice. Consult factory representative for additional information and inventory details. Visit www.cooperlighting.com for more product information.

CATALOG NUMBER	DESCRIPTION	UPC CODE	WEIGHT	CASE		PALLET				
				QTY	QTY	IL	CA	NJ	TX	GA
 6103WB Baffle 6103WB	6" WHITE STRAIGHT-SIDE METAL BAFFLE, WHITE SELF-FLANGE RING	080083743513	0.51	18	720	•	•	•	•	•
 6106SC Reflector 6106SC	6" SPECULAR CLEAR STRAIGHT-SIDE REFLECTOR, WHITE SELF-FLANGE RING	080083743520	0.22	18	1080	•	•	•	•	•
 6107SC Reflector 6107SC	6" SPECULAR CLEAR TAPERED REFLECTOR, WHITE SELF-FLANGE RING	080083743537	0.294	18	1620	•	•	•	•	•
 6108BB Baffle 6108BB	6" BLACK PLASTIC STRAIGHT-SIDE COILEX? BAFFLE, WHITE SELF-FLANGE RING	080083743544	0.32	6	300	•	•	•	•	•
 6108BKBB Baffle 6108BKBB	6" BLACK PLASTIC STRAIGHT-SIDE COILEX? BAFFLE, BLACK SELF-FLANGE RING	080083743551	0.32	6	240	•	•	•	•	•
 6108WB Baffle 6108WB	6" WHITE PLASTIC STRAIGHT-SIDE COILEX? BAFFLE, WHITE SELF-FLANGE RING	080083745548	0.32	36	432	•	•	•	•	•
 6109BB Baffle 6109BB	6" BLACK PLASTIC TAPERED COILEX? BAFFLE, WHITE SELF-FLANGE RING	080083742790	0.29	36	648	•	•	•	•	•
 6109BKBB Baffle 6109BKBB	6" BLACK PLASTIC TAPERED COILEX? BAFFLE, BLACK SELF-FLANGE RING	080083742806	0.29	6	480	•	•	•	•	•
 6109WB Baffle 6109WB	6" WHITE PLASTIC TAPERED COILEX? BAFFLE, WHITE SELF-FLANGE RING	080083742813	0.428	36	648	•	•	•	•	•
 6110BB Baffle 6110BB	6" BLACK PERFTEX? BAFFLE, WHITE SELF-FLANGE RING	080083742820	0.25	36	432	•	•	•	•	•
 6110BKBB Baffle 6110BKBB	6" BLACK PERFTEX? BAFFLE, BLACK SELF-FLANGE RING	080083742837	0.25	36	288	•	•	•	•	•

★ Indicates ARRA Eligible Product ⓔ Indicates EISA Compliant Pulse Start Products  Indicates MarketPro Product

Please reference the Cooper Lighting Stock Guide Terms and Conditions page. Pictures are a representation of product categories and may not illustrate the exact skus listed. Product information is subject to change without notice. Consult factory representative for additional information and inventory details. Visit www.cooperlighting.com for more product information.

CATALOG NUMBER	DESCRIPTION	UPC CODE	WEIGHT	CASE		PALLET					
				QTY	QTY	IL	CA	NJ	TX	GA	
 6110WB Baffle 6110WB	6" WHITE PERFTEX? BAFFLE, WHITE SELF-FLANGE RING	080083742844	0.4	36	432	•	•			•	
 6120SN Reflector 6120SN	6" FULL CONE SATIN NICKEL REFLECTOR, SATIN NICKEL SELF-FLANGE	080083742851	0.33	6	384	•	•			•	
 6120TBZ Reflector 6120TBZ	6" FULL CONE TUSCAN BRONZE REFLECTOR, TUSCAN BRONZE SELF-FLANGE RING	080083742868	0.33	6	360	•	•			•	
 6120WH Reflector 6120WH	6" FULL CONE WHITE REFLECTOR, WHITE SELF-FLANGE RING	080083742875	0.33	36	432	•	•			•	
 6121WH Reflector 6121WH	6" SHALLOW FULL CONE WHITE REFLECTOR, WHITE SELF-FLANGE RING	080083742882	0.33	6	288	•	•			•	
 6125BB Baffle 6125BB	6" FULL CONE BLACK BAFFLE, WHITE SELF-FLANGE RING	080083742899	0.36	36	432	•	•			•	
 6125BKBB Baffle 6125BKBB	6" FULL CONE BLACK BAFFLE, BLACK SELF-FLANGE RING	080083742905	0.483	36	432	•	•			•	
 6125WB Baffle 6125WB	6" FULL CONE WHITE BAFFLE, WHITE SELF-FLANGE RING	080083742912	0.483	36	432	•	•	•	•	•	
 6126BB Baffle 6126BB	6" SHALLOW FULL CONE BLACK BAFFLE, WHITE SELF-FLANGE RING	080083742929	0.32	6	432	•	•			•	
 6126WB Baffle 6126WB	6" SHALLOW FULL CONE WHITE BAFFLE, WHITE SELF-FLANGE RING	080083742936	0.42	36	576	•	•			•	
 6130WH Eyeball 6130WH	6" WHITE ADJUSTABLE EYEBALL & SELF-FLANGE RING 35-DEGREE MAX. TILT	080083745609	0.95	6	384	•	•	•	•	•	

★ Indicates ARRA Eligible Product ⓔ Indicates EISA Compliant Pulse Start Products  Indicates MarketPro Product

Please reference the Cooper Lighting Stock Guide Terms and Conditions page. Pictures are a representation of product categories and may not illustrate the exact skus listed. Product information is subject to change without notice. Consult factory representative for additional information and inventory details. Visit www.cooperlighting.com for more product information.

CATALOG NUMBER	DESCRIPTION	UPC CODE	WEIGHT	CASE QTY	PALLET QTY	IL	CA	NJ	TX	GA
 6145SN Showerlight 6145SN	6" SATIN NICKEL REFL. OPEN WET LOCATION SHOWER, DEEP SELF-FLANGE RING	080083742943	0.35	6	360	•	•			•
 6145TBZ Showerlight 6145TBZ	6" TUSCAN BRONZE REFL. OPEN WET LOCATION SHOWER, DEEP SELF-FLANGE RING	080083742950	0.35	6	360	•	•			•
 6145WH Showerlight 6145WH	6" WHITE REFL. OPEN WET LOCATION SHOWERLIGHT, DEEP SELF-FLANGE RING	080083742967	0.35	36	432					
 6146SN Showerlight 6146SN	6" SATIN NICKEL REFL. OPEN WET LOCATION SHOWERLIGHT, SELF-FLANGE RING	080083742974	0.37	6	360	•	•			•
 6146TBZ Showerlight 6146TBZ	6" TUSCAN BRONZE REFL. OPEN WET LOCATION SHOWERLIGHT, SELF-FLANGE RING	080083742981	0.37	6	360	•	•			•
 6146WH Showerlight 6146WH	6" WHITE REFLECTOR, OPEN WET LOCATION SHOWERLIGHT, SELF-FLANGE RING	080083745524	0.51	36	648	•	•			•
 6150SN Showerlight 6150SN	6" FROST DOME GLASS LENS, SATIN NICKEL PLASTIC SF RING, SHOWERLIGHT	080083743377	0.67	6	120	•	•			•
 6150TBZ Showerlight 6150TBZ	6" FROST DOME GLASS LENS, TUSCAN BRONZE PLASTIC SF RING, SHOWERLIGHT	080083743384	0.67	6	120	•	•			•
 6150WH Showerlight 6150WH	6" FROST DOME GLASS LENS, WHITE PLASTIC SELF-FLANGE RING, SHOWERLIGHT	080083743391	0.866	6	180	•	•	•	•	•
 6160WH Showerlight 6160WH	6" DROP OPAL PLASTIC LENS, WHITE PLASTIC TRIM, SHOWERLIGHT	080083743438	0.27	6	120					•
 6162WH Showerlight 6162WH	6" DROP OPAL PLASTIC LENS, REFLECTOR, WHITE PLASTIC TRIM, SHOWERLIGHT	080083745562	0.38	6	384					•










★ Indicates ARRA Eligible Product Ⓢ Indicates EISA Compliant Pulse Start Products  Indicates MarketPro Product

Please reference the Cooper Lighting Stock Guide Terms and Conditions page. Pictures are a representation of product categories and may not illustrate the exact skus listed. Product information is subject to change without notice. Consult factory representative for additional information and inventory details. Visit www.cooperlighting.com for more product information.

CATALOG NUMBER	DESCRIPTION	UPC CODE	WEIGHT	CASE QTY	PALLET QTY	IL	CA	NJ	TX	GA
 6170BK Gimbal 6170BK	5" BLACK ADJUSTABLE GIMBAL & TRIM RING 25-DEGREE MAX. TILT	080083742769	0.6	6	384	•	•			•
 6170SN Gimbal 6170SN	5" SATIN NICKEL ADJUSTABLE GIMBAL & TRIM RING 25-DEGREE MAX. TILT	080083742776	0.6	6	384	•	•			•
 6170TBZ Gimbal 6170TBZ	5" TUSCAN BRONZE ADJUSTABLE GIMBAL & TRIM RING 25-DEGREE MAX. TILT	080083742783	0.6	6	384	•	•			•
 6170WH Gimbal 6170WH	5" WHITE ADJUSTABLE GIMBAL & TRIM RING 25-DEGREE MAX. TILT	080083745586	0.6	6	360	•	•			•
 6215BK Gimbal 6215BK	6" BLACK ADJUSTABLE DOUBLE GIMBAL & TRIM RING 35-50-DEGREE MAX. TILT	080083743186	0.72	6	360	•	•			•
 6215SN Gimbal 6215SN	6" SATIN NICKEL ADJUST. DOUBLE GIMBAL & TRIM RING 35-50-DEGREE MAX. TILT	080083743193	0.72	6	360	•	•			•
 6215TBZ Gimbal 6215TBZ	6" TUSCAN BRONZE ADJUST. DOUBLE GIMBAL & TRIM RING 35-50-DEGREE MAX. TILT	080083743209	0.72	6	360	•	•			•
 6215WH Gimbal 6215WH	6" WHITE ADJUSTABLE DOUBLE GIMBAL & TRIM RING 35-50-DEGREE MAX. TILT	080083743216	0.72	6	360	•	•			•
 6222BB Baffle 6222BB	6" REGRESSED ADJUSTABLE, BLACK BAFFLE, WHITE RING 45-DEGREE MAX. TILT	080083743223	4.5	6	144	•	•			•
 6222H Reflector 6222H	6" REGRESSED ADJUSTABLE, HAZE REFLECTOR, WHITE RING 45-DEG. MAX. TILT	080083743230	4.5	6	144	•	•			•
 6222SC Reflector 6222SC	6" REGRESSED ADJUSTABLE, SPEC. REFLECTOR, WHITE RING 45-DEG. MAX. TILT	080083743247	4.5	6	144	•	•			•

★ Indicates ARRA Eligible Product Ⓢ Indicates EISA Compliant Pulse Start Products  Indicates MarketPro Product

Please reference the Cooper Lighting Stock Guide Terms and Conditions page. Pictures are a representation of product categories and may not illustrate the exact skus listed. Product information is subject to change without notice. Consult factory representative for additional information and inventory details. Visit www.cooperlighting.com for more product information.

CATALOG NUMBER	DESCRIPTION	UPC CODE	WEIGHT	CASE QTY	PALLET QTY					
					IL	CA	NJ	TX	GA	
 6222WB Baffle 6222WB	6" REGRESSED ADJUSTABLE, WHITE BAFFLE, TRIM RING 45-DEG. MAX. TILT	080083743254	4.5	6	144	•	•			•
 6230AH Showerlight 6230AH	6" SQUIRCL FROST GLASS LENS, ALUMINUM HAZE METAL RING, SHOWERLIGHT	080083743261	1.1	6	144					•
 6230PN Showerlight 6230PN	6" SQUIRCL FROST GLASS LENS, POLISHED NICKEL METAL RING, SHOWERLIGHT	080083743278	1.1	6	144					•
 6230SN Showerlight 6230SN	6" SQUIRCL FROST GLASS LENS, SATIN NICKEL METAL RING, SHOWERLIGHT	080083743285	1.1	6	144					•
 6230TBZ Showerlight 6230TBZ	6" SQUIRCL FROST GLASS LENS, TUSCAN BRONZE METAL RING, SHOWERLIGHT	080083743292	1.1	6	144					•
 6255SN Showerlight 6255SN	6" SOFT SQUARE FROST CURVE GLASS LENS, SATIN NICKEL PLASTIC SF RING, SHOWERLIGHT	080083743308	0.95	6	240	•	•			•
 6255TBZ Showerlight 6255TBZ	6" SOFT SQUARE FROST CURVE GLASS LENS, TUSCAN BRONZE PLASTIC SF RING, SHOWERLIGHT	080083743315	0.95	6	240	•	•			•
 6255WH Showerlight 6255WH	6" SOFT SQUARE FROST CURVE GLASS LENS, WHITE PLASTIC SF RING, SHOWERLIGHT	080083743322	0.95	6	240					•
6" CFL Trim										
 Drop Opal Lens with Reflector - 171 171PS	6" TRIM SHOWERLIGHT DROP OPAL LENS WITH REFLECTOR - SOCKET SUPPORTING WET LOCATION & AIR-TITE LISTED WHITE TRIM WITH DROP OPAL LENS	662400130796	1.558	6	144					• ★





★ Indicates ARRA Eligible Product ⓔ Indicates EISA Compliant Pulse Start Products  Indicates MarketPro Product

Please reference the Cooper Lighting Stock Guide Terms and Conditions page. Pictures are a representation of product categories and may not illustrate the exact skus listed. Product information is subject to change without notice. Consult factory representative for additional information and inventory details. Visit www.cooperlighting.com for more product information.

CATALOG NUMBER	DESCRIPTION	UPC CODE	WEIGHT	CASE QTY	PALLET QTY	IL	CA	NJ	TX	GA		
6" LED Housing												
	6" LED ICAT Housing H2750ICAT H750ICAT	6" LED SHALLOW HOUSING, IC AIR-TITE, FOR LISTED HALO LED MODULES 6" LED HOUSING, IC AIR-TITE, FOR LISTED HALO LED MODULES	080083618163 623961872655	2.15 2.25	6 6	144 120	●	●	●	●	●	★ 
	6" LED ICAT Remodel Housing H750RICAT	6" LED HOUSING, IC AIR-TITE, REMODEL, FOR LISTED HALO LED MODULES	623961052248	1.55	6	144	●	●	●	●	●	★ 
	6" LED NON-IC Housing H750T	6" LED HOUSING, NON-IC, FOR LISTED HALO LED MODULES	623961052224	1.428	6	120	●	●	●	●	●	★ 
	6" LED NON-IC Housing, Chicago Plenum, for Halo ML7 - 1200 Series LED Modules H750TCP	6" LED HOUSING, NON-IC, CHICAGO PLENUM, FOR HALO ML7 - 600 & 900 SERIES LED MODULES	623961052231	0.6	6	120	●	●	●	●	●	★
6" ML56 LED Trim												
	Shallow Baffle Trim 691WB	6" TRIM, "DEAD FRONT" SHALLOW WHITE POLYMER BAFFLE & TRIM	080083623983	0.722	6	300	●	●	●	●	●	
	Reflector Trim 692H 692SC 692W	6" TRIM, REFLECTOR, HAZE, WHITE TRIM 6" TRIM, REFLECTOR, SPECULAR CLEAR, WHITE TRIM 6" TRIM, REFLECTOR, WHITE, WHITE TRIM	080083634316 080083624003 080083624041	0.643 0.633 0.733	6 6 6	300 300 300	●	●	●	●	●	
	Baffle Trim 693BB 693SNB 693TBZB 693WB	6" TRIM, BLACK BAFFLE, WHITE TRIM 6" TRIM, SATIN NICKEL BAFFLE, SATIN NICKEL TRIM 6" TRIM, TUSCAN BRONZE BAFFLE, TUSCAN BRONZE TRIM 6" TRIM, WHITE BAFFLE, WHITE TRIM	080083624089 080083634330 080083624126 080083634323	0.733 0.667 0.751 0.628	6 6 6 6	300 300 300 300	●	●	●	●	●	
	Eyeball Trim - 30 degree Tilt 694SNB 694TBZB 694WB	6" TRIM, LOW PROFILE EYEBALL, SATIN NICKEL 6" TRIM, LOW PROFILE EYEBALL, TUSCAN BRONZE 6" TRIM, LOW PROFILE EYEBALL, WHITE	080083623259 080083626373 080083634354	1.097 1.131 1.06	6 6 6	300 300 360	●	●	●	●	●	
	Wall Wash Trim 695WW	6" WALL WASH TRIM, SPECULAR CLEAR, REPOSITIONABLE KICK REFLECTOR	080083624140	0.794	6	240	●	●	●	●	●	
	Shallow Baffle Trim - 696WB 696WB	6" TRIM, SHALLOW WHITE BAFFLE, WHITE TRIM	080083624164	0.653	6	300	●	●	●	●	●	

★ Indicates ARRA Eligible Product Ⓢ Indicates EISA Compliant Pulse Start Products  Indicates MarketPro Product

Please reference the Cooper Lighting Stock Guide Terms and Conditions page. Pictures are a representation of product categories and may not illustrate the exact skus listed. Product information is subject to change without notice. Consult factory representative for additional information and inventory details. Visit www.cooperlighting.com for more product information.

CATALOG NUMBER	DESCRIPTION	UPC CODE	WEIGHT	CASE QTY	PALLET QTY	IL	CA	NJ	TX	GA
ML56 LED Module										
5"/6" LED Module 600 Series										
	ML5606827	5" / 6" LED MODULE, UNV, 600 SERIES, 80CRI, 2700K	080083630967	1.615	6	288	•	•	•	•
	ML5606830	5" / 6" LED MODULE, UNV, 600 SERIES, 80CRI, 3000K	080083633265	1.541	6	288	•	•	•	•
	ML5606835	5" / 6" LED MODULE, UNV, 600 SERIES, 80CRI, 3500K	080083630981	1.539	6	288	•	•	•	★
	ML5606840	5" / 6" LED MODULE, UNV, 600 SERIES, 80CRI, 4000K	080083631001	1.832	6	288	•	•	•	•
	ML5606927	5" / 6" LED MODULE, UNV, 600 SERIES, 90CRI, 2700K	080083631087	1.301	6	288	•	•	•	•
	ML5606930	5" / 6" LED MODULE, UNV, 600 SERIES, 90CRI, 3000K	080083626496	1.953	6	216	•	•	•	•
	ML5606935	5" / 6" LED MODULE, UNV, 600 SERIES, 90CRI, 3500K	080083631100	1.714	6	288	•	•	•	•
	ML5606940	5" / 6" LED MODULE, UNV, 600 SERIES, 90CRI, 4000K	080083631124	1.714	6	288	•	•	•	•
	ML5606D2W930	5" / 6" LED MODULE, UNV, 600 SERIES, 90CRI, DIMTOWARM	080083757084	1.25	6	480	•	•	•	•
5"/6" LED Module 900 Series										
	ML5609827	5" / 6" LED MODULE, UNV, 900 SERIES, 80CRI, 2700K	080083631025	1.92	6	288	•	•	•	★
	ML5609830	5" / 6" LED MODULE, UNV, 900 SERIES, 80CRI, 3000K	080083633289	1.93	6	120	•	•	•	★
	ML5609835	5" / 6" LED MODULE, UNV, 900 SERIES, 80CRI, 3500K	080083631049	1.694	6	288	•	•	•	•
	ML5609840	5" / 6" LED MODULE, UNV, 900 SERIES, 80CRI, 4000K	080083631063	1.913	6	288	•	•	•	•
	ML5609930	5" / 6" LED MODULE, UNV, 900 SERIES, 90CRI, 3000K	080083626519	1.894	6	180	•	•	•	•
	ML5609935	5" / 6" LED MODULE, UNV, 900 SERIES, 90CRI, 3500K	080083631162	1.619	6	288	•	•	•	•
	ML5609940	5" / 6" LED MODULE, UNV, 900 SERIES, 90CRI, 4000K	080083631186	1.935	6	288	•	•	•	•
	ML5609927	5" / 6" LED MODULE, UNV, 900 SERIES, 90CRI, 2700K	080083631148	1.758	6	288	•	•	•	•
	ML5609D2W930	5" / 6" LED MODULE, UNV, 900 SERIES, 90CRI, DIMTOWARM	080083757060	1.894	6	288	•	•	•	•
5"/6" LED Module 1200 Series										
	ML5612827	5" / 6" LED MODULE, UNV, 1200 SERIES, 80CRI, 2700K	080083654048	2.008	6	288	•	•	•	•
	ML5612830	5" / 6" LED MODULE, UNV, 1200 SERIES, 80CRI, 3000K	080083654666	1.945	6	288	•	•	•	•
	ML5612835	5" / 6" LED MODULE, UNV, 1200 SERIES, 80CRI, 3500K	080083654703	1.459	6	288	•	•	•	•
	ML5612840	5" / 6" LED MODULE, UNV, 1200 SERIES, 80CRI, 4000K	080083654727	2.172	6	288	•	•	•	•
	ML5612927	5" / 6" LED MODULE, UNV, 1200 SERIES, 90CRI, 2700K	080083654765	2.3	6	288	•	•	•	•
	ML5612930	5" / 6" LED MODULE, UNV, 1200 SERIES, 90CRI, 3000K	080083654789	2.3	6	288	•	•	•	•
	ML5612935	5" / 6" LED MODULE, UNV, 1200 SERIES, 90CRI, 3500K	080083654802	2.3	6	288	•	•	•	•
	ML5612940	5" / 6" LED MODULE, UNV, 1200 SERIES, 90CRI, 4000K	080083654826	2.3	6	288	•	•	•	•
	ML5612D2W930	5" / 6" LED MODULE, UNV, 1200 SERIES, 90CRI, DIM TOWARM	080083756940	2.411	6	144	•	•	•	•
5" LED Accessory - TRM590WH										
	TRM590WH	5" LED ACCESSORY - OVERSIZE TRIM RING	080083624225	0.183	12	1080	•	•	•	•
6" LED Accessory - TRM690WH										
	TRM690WH	6" LED ACCESSORY - OVERSIZE TRIM RING	080083624249	0.353	12	1152	•	•	•	•

★ Indicates ARRA Eligible Product ⓔ Indicates EISA Compliant Pulse Start Products  Indicates MarketPro Product

Please reference the Cooper Lighting Stock Guide Terms and Conditions page. Pictures are a representation of product categories and may not illustrate the exact skus listed. Product information is subject to change without notice. Consult factory representative for additional information and inventory details. Visit www.cooperlighting.com for more product information.

CATALOG NUMBER	DESCRIPTION	UPC CODE	WEIGHT	CASE		PALLET				
				QTY	QTY	IL	CA	NJ	TX	GA
6" LED Accessory										
WW695SC	6" LED ACCESSORY - WALL WASH KICK REFLECTOR	080083633180	0.05	12	2520					•

Clip Kit for ML56

ML56CLIP	6" FRICTION CLIP KIT FOR ML56 LED MODULES	080083624195	0.434	12	1200			•		•
----------	-------------------------------------------	--------------	-------	----	------	--	--	---	--	---



Beam Forming Reflector

BFR56NFL	ML56-1200 / PD6LED BEAM FORMING REFLECTOR - NARROW FLOOD	080083691876	0.216	6	2700	•				•
----------	----------------------------------------------------------	--------------	-------	---	------	---	--	--	--	---



Media Holder

BFR56MH	ML56-1200 / PD6LED MEDIA HOLDER FOR BEAM FORMING REFLECTORS	080083691913	1	12	3024					•
---------	-------------------------------------------------------------	--------------	---	----	------	--	--	--	--	---




Soft Focus Len

L345SF	ACCESSORY 3.45 IN SOFT FOCUS LENS FOR ML56-1200 SERIES LED MODULES	080083691937	0.1	20	19200		•			•
--------	--------------------------------------------------------------------	--------------	-----	----	-------	--	---	--	--	---

RA4 LED Retrofit Module





Narrow Flood

RA406927NFLWH	4" RETROFIT ADJUSTABLE LED MODULE, 90CRI, 120V, 2700 K, NARROW FLOOD, WHITE	080083693269	1.483	6	384	•	•	•		•	★
RA406930NFLWH	4" RETROFIT ADJUSTABLE LED MODULE, 90CRI, 120V, 3000 K, NARROW FLOOD, WHITE	080083693283	1.71	6	384	•	•	•		•	★ 




Very Wide Flood

RA406927WH	4" RETROFIT ADJUSTABLE LED MODULE, 90CRI, 120V, 2700 K, VERY WIDE FLOOD, WHITE	080083693184	1.525	6	384	•	•	•	•	•	★ 
RA406930WH	4" RETROFIT ADJUSTABLE LED MODULE, 90CRI, 120V, 3000 K, VERY WIDE FLOOD, WHITE	080083693207	1.5	6	288	•	•	•	•	•	★ 

RA56 LED Retrofit Module





Narrow Flood

RA5606927NFLWH	5/6" RETROFIT ADJUSTABLE LED MODULE, 90CRI, 120V, 2700 K, NARROW FLOOD, WHITE	080083693306	1.71	6	192	•	•	•		•	★
RA5606930NFLWH	5/6" RETROFIT ADJUSTABLE LED MODULE, 90CRI, 120V, 3000 K, NARROW FLOOD, WHITE	080083693320	2.024	6	192	•	•	•	•	•	★ 



Very Wide Flood

RA5606927WH	5/6" RETROFIT ADJUSTABLE LED MODULE, 90CRI, 120V, 2700 K, VERY WIDE FLOOD, WHITE	080083693221	1.966	6	240	•	•	•	•	•	★ 
RA5606930WH	5/6" RETROFIT ADJUSTABLE LED MODULE, 90CRI, 120V, 3000 K, VERY WIDE FLOOD, WHITE	080083693245	1.967	6	240	•	•	•	•	•	★ 

CATALOG NUMBER	DESCRIPTION	UPC CODE	WEIGHT	CASE		PALLET				
				QTY	QTY	IL	CA	NJ	TX	GA

RL4 LED



4" LED Retrofit

RL460WH830PK	4" RETROFIT BAFFLE-TRIM LED MODULE, 120V, 80CRI, 3000 K, WHITE	080083669844	0.55	6	300	•					•	•	
RL460WH835PK	4" RETROFIT BAFFLE-TRIM LED MODULE, 120V, 80CRI, 3500 K, WHITE	080083690794	1.132	6	450								•
RL460WH930PK	4" RETROFIT BAFFLE-TRIM LED MODULE, 120V, 90CRI, 3000 K, WHITE	080083690770	0.53	6	540	•	•	•	•	•	•	•	•
RL460WH935PK	4" RETROFIT BAFFLE-TRIM LED MODULE, 120V, 90CRI, 3500 K, WHITE	080083690817	1.132	6	360	•	•					•	
RL460WH827PK	4" RETROFIT BAFFLE-TRIM LED MODULE, 80CRI, 120V, 2700 K, WHITE	080083669806	1.132	6	300		•				•	•	
RL460WH927PK	4" RETROFIT BAFFLE-TRIM LED MODULE, 90CRI, 120V, 2700 K, WHITE	080083699445	0.4	6	540	•	•	•	•	•	•	•	•
RL460WH940PK	4" RETROFIT BAFFLE-TRIM LED MODULE, 120V, 90CRI, 4000 K, WHITE	080083711925	1.132	6	588	•	•					•	
RL460WHZHA69	4" RETROFIT BAFFLE-TRIM LED MODULE, WIRELESS, ZHA, 120V, 90CRI, WHITE	080083788484	1.132	6	360		•					•	



Accessory

RL4TRMWH	RL4 DESIGNER TRIM, WHITE (PAINTABLE)	080083728435	0.25	6	900		•					•	
RL4TRMTBZ	RL4 DESIGNER TRIM, TUSCAN BRONZE	080083728411	0.58	6	1280	•	•					•	
RL4TRMWHB	RL4 DESIGNER TRIM, PAINTABLE WHITE, BAFFLE	080083771608	0.58	6	1764	•						•	

RL56 LED




5 1/2" LED Retrofit


RL560WH6827	5 1/2" RETROFIT BAFFLE-TRIM LED MODULE, 120V, 80CRI, 2700 K, WHITE	080083642175	0.81	6	300	•						•	
RL560WH6935	5 1/2" RETROFIT BAFFLE-TRIM LED MODULE, 120V, 90CRI, 3500 K, WHITE	080083690626	2	6	240	•	•					•	
RL560WH6930	5 1/2" RETROFIT BAFFLE-TRIM LED MODULE, 120V, 90CRI, 3000 K, WHITE	080083690602	0.9	6	300	•	•	•	•	•	•	•	•
RL560WH6830	5 1/2" RETROFIT BAFFLE-TRIM LED MODULE, 120V, 80CRI, 3000 K, WHITE	080083682027	0.85	6	300	•						•	
RL560WH6927	5 1/2" RETROFIT BAFFLE-TRIM LED MODULE, 120V, 90CRI, 2700 K, WHITE	080083699384	1.08	6	300	•	•	•	•	•	•	•	•
RL560WH6840	5 1/2" RETROFIT BAFFLE-TRIM LED MODULE, 120V, 80CRI, 4000 K, WHITE	080083710805	2	6	300	•	•					•	
RL560WH6940	5 1/2" RETROFIT BAFFLE-TRIM LED MODULE, 120V, 90CRI, 4000 K, WHITE	080083710843	1.088	6	360	•	•	•	•	•	•	•	•
RL560WH9935	5 1/2" RETROFIT BAFFLE-TRIM LED MODULE, 900 SERIES, 120V, 90CRI, 3500 K, WHITE	080083712557	1.1	6	240	•	•					•	
RL560WH9827	5 1/2" RETROFIT BAFFLE-TRIM LED MODULE, 900 SERIES, 120V, 80CRI, 2700 K, WHITE	080083711635	2	6	240							•	
RL560WH9830	5 1/2" RETROFIT BAFFLE-TRIM LED MODULE, 900 SERIES, 120V, 80CRI, 3000 K, WHITE	080083711659	1.7	6	240							•	
RL560WH9835	5 1/2" RETROFIT BAFFLE-TRIM LED MODULE, 900 SERIES, 120V, 80CRI, 3500 K, WHITE	080083712472	2	6	288	•	•					•	★
RL560WH9940	5 1/2" RETROFIT BAFFLE-TRIM LED MODULE, 900 SERIES, 120V, 90CRI, 4000 K, WHITE	080083712571	2	6	240	•	•					•	
RL560WH9927	5 1/2" RETROFIT BAFFLE-TRIM LED MODULE, 900 SERIES, 120V, 90CRI, 2700 K, WHITE	080083712519	2	6	240	•	•					•	
RL560WH9930	5 1/2" RETROFIT BAFFLE-TRIM LED MODULE, 900 SERIES, 120V, 90CRI, 3000 K, WHITE	080083712533	1.1	6	240	•	•					•	
RL560WH12927	5 1/2" RETROFIT BAFFLE-TRIM LED MODULE, 1200 SERIES, 120V, 90CRI, 2700 K, WHITE	080083766147	2	4	200	•	•					•	
RL560WH12930	5 1/2" RETROFIT BAFFLE-TRIM LED MODULE, 1200 SERIES, 120V, 90CRI, 3000 K, WHITE	080083766161	2	4	200	•	•					•	
RL560WH12935	5 1/2" RETROFIT BAFFLE-TRIM LED MODULE, 1200 SERIES, 120V, 90CRI, 3500 K, WHITE	080083766185	1.11	4	300	•	•					•	
RL560WH12940	5 1/2" RETROFIT BAFFLE-TRIM LED MODULE, 1200 SERIES, 120V, 90CRI, 4000 K, WHITE	080083766208	2	4	200	•	•					•	
RL560WH12950	5 1/2" RETROFIT BAFFLE-TRIM LED MODULE, 1200 SERIES, 120V, 90CRI, 5000 K, WHITE	080083766222	2	6	240	•	•					•	
RL560WH6950	5 1/2" RETROFIT BAFFLE-TRIM LED MODULE, 120V, 90CRI, 5000 K, WHITE	080083766109	2	4	240	•	•					•	
RL560WH9950	5 1/2" RETROFIT BAFFLE-TRIM LED MODULE, 900 SERIES, 120V, 90CRI, 5000 K, WHITE	080083766123	2	4	200	•	•					•	
RL560WHZHA69	5 1/2" RETROFIT BAFFLE-TRIM LED MODULE, WIRELESS, ZHA, 120V, 90CRI, WHITE	080083780266	1.2	6	240		•					•	


★ Indicates ARRA Eligible Product Ⓜ Indicates EISA Compliant Pulse Start Products  Indicates MarketPro Product


Please reference the Cooper Lighting Stock Guide Terms and Conditions page. Pictures are a representation of product categories and may not illustrate the exact skus listed. Product information is subject to change without notice. Consult factory representative for additional information and inventory details. Visit www.cooperlighting.com for more product information.


CATALOG NUMBER	DESCRIPTION	UPC CODE	WEIGHT	CASE QTY	PALLET QTY	IL	CA	NJ	TX	GA
	RL56 Designer Trim Satin Nickel									
RL56TRMTBZ	RL56 DESIGNER TRIM, TUSCAN BRONZE	080083728671	0.97	6	720	•	•			•
RL56TRMWH	RL56 DESIGNER TRIM, WHITE (PAINTABLE)	080083728695	0.28	6	720	•	•			•
RL56TRMSNB	RL56 DESIGNER TRIM, SATIN NICKEL, BAFFLE	080083771202	0.97	6	720					•
RL56TRMTBZB	RL56 DESIGNER TRIM, TUSCAN BRONZE, BAFFLE	080083771226	0.97	6	750	•	•			•


SLD4 LED


	4" LED									
SLD405827WH	4" SURFACE LED DOWNLIGHT, 120V, 80CRI, 2700K, WHITE	080083697526	1.1	6	360	•	•			•
SLD405830WH	4" SURFACE LED DOWNLIGHT, 120V, 80CRI, 3000K, WHITE	080083697564	1.24	6	540	•	•	•	•	•
SLD405830WHJB	4" SURFACE LED DOWNLIGHT, 120V, 80CRI, 3000K, WHITE, JUNCTION BOX MOUNT ONLY	080083705979	1.122	6	540	•	•	•	•	•
SLD405835WH	4" SURFACE LED DOWNLIGHT, 120V, 80CRI, 3500K, WHITE	080083714025	1.1	6	360					•
SLD405835WHJB	4" SURFACE LED DOWNLIGHT, 120V, 80CRI, 3500K, WHITE, JUNCTION BOX MOUNT ONLY	080083713868	1	6	360					•
SLD405840WH	4" SURFACE LED DOWNLIGHT, 120V, 80CRI, 4000K, WHITE	080083714100	1.1	6	450		•			•
SLD405840WHJB	4" SURFACE LED DOWNLIGHT, 120V, 80CRI, 4000K, WHITE, JUNCTION BOX MOUNT ONLY	080083713943	1.35	6	432				•	•
SLD405927WH	4" SURFACE LED DOWNLIGHT, 120V, 90CRI, 2700K, WHITE	080083706242	1.1	6	450	•	•			•
SLD405927WHJB	4" SURFACE LED DOWNLIGHT, 120V, 90CRI, 2700K, WHITE, JUNCTION BOX MOUNT ONLY	080083706174	1.35	6	360		•			•
SLD405930WH	4" SURFACE LED DOWNLIGHT, 120V, 90CRI, 3000K, WHITE	080083697601	1.2	6	360	•	•	•		•
SLD405930WHJB	4" SURFACE LED DOWNLIGHT, 120V, 90CRI, 3000K, WHITE, JUNCTION BOX MOUNT ONLY	080083706013	1	6	450	•	•			•
SLD405935WH	4" SURFACE LED DOWNLIGHT, 120V, 90CRI, 3500K, WHITE	080083714063	1.1	6	360		•			
SLD405935WHJB	4" SURFACE LED DOWNLIGHT, 120V, 90CRI, 3500K, WHITE, JUNCTION BOX MOUNT ONLY	080083713905	1	6	360		•			
SLD405940WH	4" SURFACE LED DOWNLIGHT, 120V, 90CRI, 4000K, WHITE	080083714148	1.237	6	450		•			
SLD405940WHJB	4" SURFACE LED DOWNLIGHT, 120V, 90CRI, 4000K, WHITE, JUNCTION BOX MOUNT ONLY	080083713981	1	6	360		•			
SLD405827WHJB	4" SURFACE LED DOWNLIGHT, 120V, 80CRI, 2700K, WHITE, JUNCTION BOX MOUNT ONLY	080083706211	1.133	6	360					•

	SLD4 Accessory Retrofit Hardware Kit									
SLD4ACCKIT	4" SLD ACCESSORY RETROFIT HARDWARE KIT - TORSION SPRINGS & SCREWBASE ADAPTER	080083705498	0.15	6	900					•

	SLD4 Accessory Replacement J-Box Bracket									
SLD4BRKT	4" SLD ACCESSORY REPLACEMENT J-BOX BRACKET	080083705504	0.15	1	6					•



	SLD4 Accessory Surface Extender									
SLD4EXT	4" SLD ACCESSORY SURFACE EXTENDER	080083715671	0.7	6	480	•	•			•




	SLD4 Accessory Surface Box Adapter									
SLD4RAD	4" SLD ACCESSORY ROUND & OCTAGON SURFACE BOX ADAPTER	080083715718	0.6	6	600					•

	Designer Trim Satin Nickel									
SLD4TRMSN	4" SLD DESIGNER TRIM, SATIN NICKEL	080083715299	1	6	1080	•	•			•

★ Indicates ARRA Eligible Product Ⓜ Indicates EISA Compliant Pulse Start Products  Indicates MarketPro Product


Please reference the Cooper Lighting Stock Guide Terms and Conditions page. Pictures are a representation of product categories and may not illustrate the exact skus listed. Product information is subject to change without notice. Consult factory representative for additional information and inventory details. Visit www.cooperlighting.com for more product information.

CATALOG NUMBER	DESCRIPTION	UPC CODE	WEIGHT	CASE		PALLET				
				QTY	QTY	IL	CA	NJ	TX	GA
 Designer Trim Tuscan Bronze SLD4TRMTBZ	4" SLD DESIGNER TRIM, TUSCAN BRONZE	080083715312	0.3	6	1080	•	•			•
 Designer Trim White SLD4TRMWH	4" SLD DESIGNER TRIM, WHITE (PAINTABLE)	080083724505	1	6	1080	•	•			•

CATALOG NUMBER	DESCRIPTION	UPC CODE	WEIGHT	CASE QTY	PALLET QTY	IL	CA	NJ	TX	GA	
SLD6 LED											
	6" LED										
SLD606830WH	6" SURFACE LED DOWNLIGHT, 120V, 80CRI, 3000K, WHITE	080083697588	1.8	6	300	•	•	•	•	•	
SLD606930WH	6" SURFACE LED DOWNLIGHT, 120V, 90CRI, 3000K, WHITE	080083697625	1.823	6	300	•	•	•	•	•	
SLD606930WHJB	6" SURFACE LED DOWNLIGHT, 120V, 90CRI, 3000K, WHITE, JUNCTION BOX MOUNT ONLY	080083706037	1.6	6	450	•	•	•	•	•	★ 
SLD606830WHJB	6" SURFACE LED DOWNLIGHT, 120V, 80CRI, 3000K, WHITE, JUNCTION BOX MOUNT ONLY	080083705993	1.253	6	300	•	•	•	•	•	
SLD606827WH	6" SURFACE LED DOWNLIGHT, 120V, 80CRI, 2700K, WHITE	080083697540	1.8	6	300	•	•	•	•	•	★
SLD606827WHJB	6" SURFACE LED DOWNLIGHT, 120V, 80CRI, 2700K, WHITE, JUNCTION BOX MOUNT ONLY	080083706051	1.37	6	300	•	•	•	•	•	
SLD606835WH	6" SURFACE LED DOWNLIGHT, 120V, 80CRI, 3500K, WHITE	080083714049	1.8	6	300	•	•	•	•	•	★
SLD606835WHJB	6" SURFACE LED DOWNLIGHT, 120V, 80CRI, 3500K, WHITE, JUNCTION BOX MOUNT ONLY	080083713882	1.6	6	300	•	•	•	•	•	
SLD606840WH	6" SURFACE LED DOWNLIGHT, 120V, 80CRI, 4000K, WHITE	080083714124	1.8	6	300	•	•	•	•	•	★
SLD606840WHJB	6" SURFACE LED DOWNLIGHT, 120V, 80CRI, 4000K, WHITE, JUNCTION BOX MOUNT ONLY	080083713967	1.6	6	300	•	•	•	•	•	★
SLD606927WH	6" SURFACE LED DOWNLIGHT, 120V, 90CRI, 2700K, WHITE	080083706266	1.83	6	300	•	•	•	•	•	★
SLD606927WHJB	6" SURFACE LED DOWNLIGHT, 120V, 90CRI, 2700K, WHITE, JUNCTION BOX MOUNT ONLY	080083706198	1.6	6	300	•	•	•	•	•	★
SLD606935WH	6" SURFACE LED DOWNLIGHT, 120V, 90CRI, 3500K, WHITE	080083714087	1.823	6	300	•	•	•	•	•	★
SLD606935WHJB	6" SURFACE LED DOWNLIGHT, 120V, 90CRI, 3500K, WHITE, JUNCTION BOX MOUNT ONLY	080083713929	1.6	6	300	•	•	•	•	•	
SLD606940WH	6" SURFACE LED DOWNLIGHT, 120V, 90CRI, 4000K, WHITE	080083714162	1.823	6	300	•	•	•	•	•	★
SLD606940WHJB	6" SURFACE LED DOWNLIGHT, 120V, 90CRI, 4000K, WHITE, JUNCTION BOX MOUNT ONLY	080083714001	1.6	6	300	•	•	•	•	•	★
SLD612827WH	6" SURFACE LED DOWNLIGHT, 120V, 80CRI, 2700K, WHITE, 1200 SERIES	080083714186	1.8	6	300	•	•	•	•	•	
SLD612827WHUNVJB	6" SURFACE LED DOWNLIGHT, 120V-277V, 80CRI, 2700K, WHITE, 1200 SERIES, JBOX MOUNT ONLY	080083724727	2	6	300	•	•	•	•	•	★
SLD612830WH	6" SURFACE LED DOWNLIGHT, 120V, 80CRI, 3000K, WHITE, 1200 SERIES	080083714209	1.823	6	300	•	•	•	•	•	★
SLD612830WHUNVJB	6" SURFACE LED DOWNLIGHT, 120V-277V, 80CRI, 3000K, WHITE, 1200 SERIES, JBOX MOUNT ONLY	080083724765	2	6	300	•	•	•	•	•	★
SLD612835WH	6" SURFACE LED DOWNLIGHT, 120V, 80CRI, 3500K, WHITE, 1200 SERIES	080083714247	1.8	6	300	•	•	•	•	•	★
SLD612835WHUNVJB	6" SURFACE LED DOWNLIGHT, 120V-277V, 80CRI, 3500K, WHITE, 1200 SERIES, JBOX MOUNT ONLY	080083724802	2	6	300	•	•	•	•	•	★
SLD612840WH	6" SURFACE LED DOWNLIGHT, 120V, 80CRI, 4000K, WHITE, 1200 SERIES	080083714285	1.8	6	300	•	•	•	•	•	
SLD612840WHUNVJB	6" SURFACE LED DOWNLIGHT, 120V-277V, 80CRI, 4000K, WHITE, 1200 SERIES, JBOX MOUNT ONLY	080083724840	2	6	300	•	•	•	•	•	★
SLD612927WH	6" SURFACE LED DOWNLIGHT, 120V, 90CRI, 2700K, WHITE, 1200 SERIES	080083715275	1.823	6	300	•	•	•	•	•	
SLD612927WHUNVJB	6" SURFACE LED DOWNLIGHT, 120V-277V, 90CRI, 2700K, WHITE, 1200 SERIES, JBOX MOUNT ONLY	080083724741	2	6	300	•	•	•	•	•	
SLD612930WH	6" SURFACE LED DOWNLIGHT, 120V, 90CRI, 3000K, WHITE, 1200 SERIES	080083714223	1.823	6	300	•	•	•	•	•	★
SLD612930WHUNVJB	6" SURFACE LED DOWNLIGHT, 120V-277V, 90CRI, 3000K, WHITE, 1200 SERIES, JBOX MOUNT ONLY	080083724789	2	6	300	•	•	•	•	•	
SLD612935WH	6" SURFACE LED DOWNLIGHT, 120V, 90CRI, 3500K, WHITE, 1200 SERIES	080083714261	1.823	6	300	•	•	•	•	•	
SLD612935WHUNVJB	6" SURFACE LED DOWNLIGHT, 120V-277V, 90CRI, 3500K, WHITE, 1200 SERIES, JBOX MOUNT ONLY	080083724826	2	6	300	•	•	•	•	•	★
SLD612940WH	6" SURFACE LED DOWNLIGHT, 120V, 90CRI, 4000K, WHITE, 1200 SERIES	080083713745	1.823	6	300	•	•	•	•	•	★
SLD612940WHUNVJB	6" SURFACE LED DOWNLIGHT, 120V-277V, 90CRI, 4000K, WHITE, 1200 SERIES, JBOX MOUNT ONLY	080083724864	2	6	300	•	•	•	•	•	










SLD6 Accessory Retrofit Hardware Kit											
SLD6ACCKIT	6" SLD ACCESSORY RETROFIT HARDWARE KIT - TORSION SPRINGS & SCREWBASE ADAPTER	080083705474	0.22	6	0	•	•	•	•	•	

★ Indicates ARRA Eligible Product (E) Indicates EISA Compliant Pulse Start Products  Indicates MarketPro Product

Please reference the Cooper Lighting Stock Guide Terms and Conditions page. Pictures are a representation of product categories and may not illustrate the exact skus listed. Product information is subject to change without notice. Consult factory representative for additional information and inventory details. Visit www.cooperlighting.com for more product information.




CATALOG NUMBER	DESCRIPTION	UPC CODE	WEIGHT	CASE QTY	PALLET QTY	IL	CA	NJ	TX	GA
 SLD6 Accessory Replacement J-Box Bracket SLD6BRKT	6" SLD ACCESSORY REPLACEMENT J-BOX BRACKET	080083705481	0.13	6	900					•
 SLD6 Accessory Surface Extender SLD6EXT	6" SLD ACCESSORY SURFACE EXTENDER	080083715695	1	6	288	•	•			•
 SLD6 Accessory Round and Octagon Surface Box Adapter SLD6RAD	6" SLD ACCESSORY ROUND & OCTAGON SURFACE BOX ADAPTER	080083715732	1	6	288					•
 SLD6 Accessory Square Surface Box Adapter SLD6SADPLT	4" SLD ACCESSORY SQUARE SURFACE BOX ADAPTER FOR USE W/ SLD6RAD	080083725960	1	6	1800					•
 Designer Trim Satin Nickel SLD6TRMSN	6" SLD DESIGNER TRIM, SATIN NICKEL	080083715336	1	6	720	•	•			•
 Designer Trim Tuscan Bronze SLD6TRMTBZ	6" SLD DESIGNER TRIM, TUSCAN BRONZE	080083715350	1	6	720	•	•			•
 Designer Trim White SLD6TRMWH	6" SLD DESIGNER TRIM, WHITE (PAINTABLE)	080083724529	1	6	720	•	•			•

SMD4 LED







CATALOG NUMBER	DESCRIPTION	UPC CODE	WEIGHT	CASE QTY	PALLET QTY	IL	CA	NJ	TX	GA	
 4" LED SMD4R6927WH	4" ROUND SURFACE MOUNT DOWNLIGHT, 600 LM, 90CRI, 2700K	080083765416	1.1	6	360		•			•	★
SMD4R6930WH	4" ROUND SURFACE MOUNT DOWNLIGHT, 600 LM, 90CRI, 3000K	080083766352	1.1	6	360		•			•	★ 
SMD4R6940WH	4" ROUND SURFACE MOUNT DOWNLIGHT, 600 LM, 90CRI, 4000K	080083766598	1.1	6	450		•			•	★
SMD4R6935WH	4" ROUND SURFACE MOUNT DOWNLIGHT, 600 LM, 90CRI, 3500K	080083766475	1.1	6	360		•			•	★
SMD4R6950WH	4" ROUND SURFACE MOUNT DOWNLIGHT, 600 LM, 90CRI, 5000K	080083766710	1.1	6	432		•			•	★
SMD4S6927WH	4" SQUARE SURFACE MOUNT DOWNLIGHT, 600 LM, 90CRI, 2700K	080083766291	1.1	6	360		•			•	★
SMD4S6930WH	4" SQUARE SURFACE MOUNT DOWNLIGHT, 600 LM, 90CRI, 3000K	080083766413	1.1	6	450		•			•	★ 
SMD4S6935WH	4" SQUARE SURFACE MOUNT DOWNLIGHT, 600 LM, 90CRI, 3500K	080083766536	1.1	6	360		•			•	★
SMD4S6940WH	4" SQUARE SURFACE MOUNT DOWNLIGHT, 600 LM, 90CRI, 4000K	080083766659	1.1	6	360		•			•	★
SMD4S6950WH	4" SQUARE SURFACE MOUNT DOWNLIGHT, 600 LM, 90CRI, 5000K	080083766772	1.1	6	450		•			•	★
SMD4S6930WH-C	4" SQUARE SURFACE MOUNT LED MODULE, 120V, 80CRI, 3000 K, WHITE - CANADA	080083770427	1.1	6	360					•	★

★ Indicates ARRA Eligible Product ⓔ Indicates EISA Compliant Pulse Start Products  Indicates MarketPro Product

Please reference the Cooper Lighting Stock Guide Terms and Conditions page. Pictures are a representation of product categories and may not illustrate the exact skus listed. Product information is subject to change without notice. Consult factory representative for additional information and inventory details. Visit www.cooperlighting.com for more product information.



CATALOG NUMBER	DESCRIPTION	UPC CODE	WEIGHT	CASE QTY	PALLET QTY	IL	CA	NJ	TX	GA
SMD4-DM LED										
	4" LED									
SMD4R6927WHDM	4" ROUND SURFACE MOUNT DOWNLIGHT, 600 LM, 90CRI, 2700K, DIRECT MOUNT	080083766277	1.1	6	192	•	•			•
SMD4R6930WHDM	4" ROUND SURFACE MOUNT DOWNLIGHT, 600 LM, 90CRI, 3000K, DIRECT MOUNT	080083766390	1.6	6	300	•	•		•	•
SMD4R6930WHDM-C	4" ROUND SURFACE MOUNT DOWNLIGHT, 600 LM, 90CRI, 3000K, DIRECT MOUNT, CANADA	080083770403	1.6	6	300					•
SMD4R6935WHDM	4" ROUND SURFACE MOUNT DOWNLIGHT, 600 LM, 90CRI, 3500K, DIRECT MOUNT	080083766512	1.1	6	192		•			•
SMD4R6940WHDM	4" ROUND SURFACE MOUNT DOWNLIGHT, 600 LM, 90CRI, 4000K, DIRECT MOUNT	080083766635	1.1	6	240		•			•
SMD4R6950WHDM	4" ROUND SURFACE MOUNT DOWNLIGHT, 600 LM, 90CRI, 5000K, DIRECT MOUNT	080083766758	1.1	6	240		•			•
SMD4S6927WHDM	4" SQUARE SURFACE MOUNT DOWNLIGHT, 600 LM, 90CRI, 2700K, DIRECT MOUNT	080083766338	1.1	6	240	•	•			•
SMD4S6930WHDM	4" SQUARE SURFACE MOUNT DOWNLIGHT, 600 LM, 90CRI, 3000K, DIRECT MOUNT	080083766451	1.1	6	300	•	•			•
SMD4S6935WHDM	4" SQUARE SURFACE MOUNT DOWNLIGHT, 600 LM, 90CRI, 3500K, DIRECT MOUNT	080083766574	1.1	6	192		•			•
SMD4S6940WHDM	4" SQUARE SURFACE MOUNT DOWNLIGHT, 600 LM, 90CRI, 4000K, DIRECT MOUNT	080083766697	1.1	6	192		•			•
SMD4S6950WHDM	4" SQUARE SURFACE MOUNT DOWNLIGHT, 600LM, 90CRI, 5000K, DIRECT MOUNT	080083766819	1.1	6	240		•			•

SMD4 LED Trim



	SMD4 Square Paintable White									
SMD4STRMWH	4" SQUARE TRIM - PAINTABLE WHITE	080083777563	0.15	6	1344	•				•
	SMD4 Square Satin Nickel									
SMD4STRMSN	4" SQUARE TRIM - SATIN NICKEL	080083777525	0.15	6	1344	•				•
	SMD4 Square Tuscan Bronze									
SMD4STRMTBZ	4" SQUARE TRIM - TUSCAN BRONZE	080083777549	0.15	6	1344	•				•
	SMD4 Round Paintable White									
SMD4RTRMWH	4" ROUND TRIM - PAINTABLE WHITE	080083777501	0.15	6	1344	•				•
	SMD4 Round Satin Nickel									
SMD4RTRMSN	4" ROUND TRIM - SATIN NICKEL	080083777464	0.15	6	1344	•				•
	SMD4 Round Tuscan Bronze									
SMD4RTRMTBZ	4" ROUND TRIM - TUSCAN BRONZE	080083777488	0.15	6	1344	•				•

★ Indicates ARRA Eligible Product Ⓢ Indicates EISA Compliant Pulse Start Products  Indicates MarketPro Product

Please reference the Cooper Lighting Stock Guide Terms and Conditions page. Pictures are a representation of product categories and may not illustrate the exact skus listed. Product information is subject to change without notice. Consult factory representative for additional information and inventory details. Visit www.cooperlighting.com for more product information.










CATALOG NUMBER	DESCRIPTION	UPC CODE	WEIGHT	CASE QTY	PALLET QTY	IL	CA	NJ	TX	GA	
SMD6 LED											
	6" LED										
	SMD6R6927WH	6" ROUND SURFACE MOUNT DOWNLIGHT, 600 LM, 90CRI, 2700K	080083765430	1.8	6	300		•			★
	SMD6R6930WH	6" ROUND SURFACE MOUNT DOWNLIGHT, 600 LM, 90CRI, 3000K	080083767052	1.8	6	300	•	•			★ 
	SMD6R6935WH	6" ROUND SURFACE MOUNT DOWNLIGHT, 600 LM, 90CRI, 3500K	080083767298	1.8	6	240		•			★
	SMD6R6940WH	6" ROUND SURFACE MOUNT DOWNLIGHT, 600 LM, 90CRI, 4000K	080083767533	1.8	6	300		•			★
	SMD6R6950WH	6" ROUND SURFACE MOUNT DOWNLIGHT, 600 LM, 90CRI, 5000K	080083767779	1.8	6	300		•			★
	SMD6S6927WH	6" SQUARE SURFACE MOUNT DOWNLIGHT, 600 LM, 90CRI, 2700K	080083766871	1.8	6	240		•			★
	SMD6S6930WH	6" SQUARE SURFACE MOUNT DOWNLIGHT, 600 LM, 90CRI, 3000K	080083767113	1.8	6	300		•			★
	SMD6S6935WH	6" SQUARE SURFACE MOUNT DOWNLIGHT, 600 LM, 90CRI, 3500K	080083767359	1.8	6	300		•			★
	SMD6S6940WH	6" SQUARE SURFACE MOUNT DOWNLIGHT, 600 LM, 90CRI, 4000K	080083767595	1.8	6	300		•			★
SMD6S6950WH	6" SQUARE SURFACE MOUNT DOWNLIGHT, 600 LM, 90CRI, 5000K	080083767830	1.8	6	300		•			★	

SMD6-DM LED

	6" LED											
	SMD6R6930WHDM-C	6" SQUARE SURFACE MOUNT DOWNLIGHT, 600 LM, 90CRI, 3000K, DIRECT MOUNT, CANADA	080083771486	1.8	6	90					•	
	SMD6R6930WHDM	6" ROUND SURFACE MOUNT DOWNLIGHT, 600 LM, 90CRI, 3000K, DIRECT MOUNT	080083767090	1.96	6	192	•	•				★ 
	SMD6R6940WHDM	6" ROUND SURFACE MOUNT DOWNLIGHT, 600 LM, 90CRI, 4000K, DIRECT MOUNT	080083767571	1.8	6	240		•			•	
	SMD6R6950WHDM	6" ROUND SURFACE MOUNT DOWNLIGHT, 600 LM, 90CRI, 5000K, DIRECT MOUNT	080083767816	1.8	6	240		•			•	
	SMD6S6927WHDM	6" SQUARE SURFACE MOUNT DOWNLIGHT, 600 LM, 90CRI, 2700K, DIRECT MOUNT	080083766918	1.8	6	90	•	•			•	
	SMD6S6930WHDM	6" SQUARE SURFACE MOUNT DOWNLIGHT, 600 LM, 90CRI, 3000K, DIRECT MOUNT	080083767151	1.8	6	240	•	•			•	
	SMD6S6935WHDM	6" SQUARE SURFACE MOUNT DOWNLIGHT, 600 LM, 90CRI, 3500K, DIRECT MOUNT	080083767397	1.8	6	90		•			•	
	SMD6S6940WHDM	6" SQUARE SURFACE MOUNT DOWNLIGHT, 600 LM, 90CRI, 4000K, DIRECT MOUNT	080083767632	1.8	6	90		•			•	
	SMD6R6927WHDM	6" ROUND SURFACE MOUNT DOWNLIGHT, 600 LM, 90CRI, 2700K, DIRECT MOUNT	080083766857	1.8	6	240	•	•			•	
	SMD6R6935WHDM	6" ROUND SURFACE MOUNT DOWNLIGHT, 600 LM, 90CRI, 3500K, DIRECT MOUNT	080083767335	1.8	6	90		•			•	

★ Indicates ARRA Eligible Product ⓔ Indicates EISA Compliant Pulse Start Products  Indicates MarketPro Product

Please reference the Cooper Lighting Stock Guide Terms and Conditions page. Pictures are a representation of product categories and may not illustrate the exact skus listed. Product information is subject to change without notice. Consult factory representative for additional information and inventory details. Visit www.cooperlighting.com for more product information.

CATALOG NUMBER	DESCRIPTION	UPC CODE	WEIGHT	CASE QTY	PALLET QTY	IL	CA	NJ	TX	GA
SMD6 LED Trim										
	SMD6 Square Paintable White SMD6STRMWH 6" SQUARE TRIM - PAINTABLE WHITE	080083777686	0.17	6	1344	•				•
	SMD6 Square Satin Nickel SMD6STRMSN 6" SQUARE TRIM - SATIN NICKEL	080083777648	0.17	6	1260	•				•
	SMD6 Square Tuscan Bronze SMD6STRMTBZ 6" SQUARE TRIM - TUSCAN BRONZE	080083777662	0.17	6	1344	•				•
	SMD6 Round Paintable White SMD6RTRMWH 6" ROUND TRIM - PAINTABLE WHITE	080083777624	0.17	6	1344	•				•
	SMD6 Round Satin Nickel SMD6RTRMSN 6" ROUND TRIM - SATIN NICKEL	080083777587	0.17	6	1260	•				•
	SMD6 Round Tuscan Bronze SMD6RTRMTBZ 6" ROUND TRIM - TUSCAN BRONZE	080083777600	0.17	6	1344	•				•
6" H7 Chicago Plenum Housing										
	Non-IC H7TCP 6" HOUSING NON-IC 120V LINE VOLTAGE CHICAGO PLENUM CONSTRUCTION	662400133032	4.81	6	1200	•				• ★
6" Low Voltage H7T & H7RT Retrofit Trim										
	Low Voltage Adjustable Spot - 30 Degree Tilt 1412P 6" TRIM LOW VOLTAGE ADJUSTABLE SPOT WITH TRANSFORMER WHITE TRIM WITH BLACK BAFFLE & 30 DEGREE TILT	662400606055	3.622	6	120					• ★
	1412W 6" TRIM LOW VOLTAGE ADJUSTABLE SPOT WITH TRANSFORMER WHITE TRIM WITH WHITE BAFFLE & 30 DEGREE TILT	662400606048	2.937	6	120					• ★
	Low Voltage Slot Aperture - 30 Degree Tilt 1450P 6" TRIM LOW VOLTAGE ADJUSTABLE SLOT APERTURE 30 DEGREE TILT WITH TRANSFORMER WHITE TRIM & SLOT	662400132363	4.108	1	175	•				• ★

CATALOG NUMBER	DESCRIPTION	UPC CODE	WEIGHT	CASE QTY	PALLET QTY	IL	CA	NJ	TX	GA
----------------	-------------	----------	--------	----------	------------	----	----	----	----	----

6" Slope Ceiling Housing



IC and IC Air-Tite

H47ICAT	6" HOUSING SLOPE CEILING IC AIR-TITE 120V LINE VOLTAGE	662400302070	4.3	4	48	●	●	●	●	★
H47ICT	6" HOUSING SLOPE CEILING IC INCANDESCENT	662400133315	3.418	4	32	●	●	●	●	★



Non-IC

H47T	6" HOUSING SLOPE CEILING NON-IC 120V LINE VOLTAGE	662400133322	2.698	4	48	●	●	●	●	★
------	---------------------------------------------------	--------------	-------	---	----	---	---	---	---	---



Non-IC Air-Tite

H645IC	6" HOUSING ALL-SLOPE CEILING IC AIR-TITE 120V LINE VOLTAGE	662400501473	4.5	4	80	●	●	●	●	★
--------	------------------------------------------------------------	--------------	-----	---	----	---	---	---	---	---

HL6 Allslope LED System



IC and IC Air-Tite

HL612ICAT	6" ALLSLOPE LED IC AIR-TITE HOUSING, 120V-277V, DIMMABLE, FOR HLM69XX LIGHT ENGINES	080083716425	3.324	4	60	●	●	●	●	★
-----------	-------------------------------------------------------------------------------------	--------------	-------	---	----	---	---	---	---	---



Non-IC Air-Tite

HL618TAT	6" ALLSLOPE LED NON-IC AIR-TITE HOUSING, 120V-277V, DIMMABLE, FOR HLM69XX LIGHT ENGINES	080083716449	3.324	4	60	●	●	●	●	★
----------	-----------------------------------------------------------------------------------------	--------------	-------	---	----	---	---	---	---	---



HL6 LED Lenses

HL6FL	6" ALLSLOPE LED ACCESSORY 40-DEGREE FLOOD LENS (1-INCLUDED WITH HLM69XX LIGHT ENGINES)	080083716920	3.324	4	60	●	●	●	●	★
HL6NFL	6" ALLSLOPE LED ACCESSORY 25-DEGREE NARROW FLOOD LENS	080083716906	0.287	108	1296	●	●	●	●	★
HL6WFL	6" ALLSLOPE LED ACCESSORY 55-DEGREE WIDE FLOOD LENS	080083716944	3.324	4	60	●	●	●	●	★
HL6LHRPK	6" ALLSLOPE LED ACCESSORY REPLACEMENT LENS HOLDER	080083725069	3.324	4	60	●	●	●	●	★













HL6 LED Light Engines

HLM6927	6" ALLSLOPE LED LIGHT ENGINE, 90CRI, 2700K	080083716784	3.324	4	144	●	●	●	●	★
HLM6930	6" ALLSLOPE LED LIGHT ENGINE, 90CRI, 3000K	080083716807	3.324	6	60	●	●	●	●	★
HLM6935	6" ALLSLOPE LED LIGHT ENGINE, 90CRI, 3500K	080083716821	3.324	1	175	●	●	●	●	★
HLM6940	6" ALLSLOPE LED LIGHT ENGINE, 90CRI, 4000K	080083716845	1.37	6	216	●	●	●	●	★

★ Indicates ARRA Eligible Product ⓘ Indicates EISA Compliant Pulse Start Products Indicates MarketPro Product

Please reference the Cooper Lighting Stock Guide Terms and Conditions page. Pictures are a representation of product categories and may not illustrate the exact skus listed. Product information is subject to change without notice. Consult factory representative for additional information and inventory details. Visit www.cooperlighting.com for more product information.

CATALOG NUMBER	DESCRIPTION	UPC CODE	WEIGHT	CASE QTY	PALLET QTY	IL	CA	NJ	TX	GA
6" Slope Ceiling Trim (H645, HL6 LED, H47 Housings)										
Specular Reflector (H645 and HL6 LED Slope Housings)										
	455H	6" TRIM REFLECTOR TRIM FOR SLOPE CEILING WHITE TRIM WITH HAZE REFLECTOR	622697063719	0.642	6	360	•	•	•	★
	455SC	6" TRIM REFLECTOR TRIM FOR SLOPE CEILING WHITE TRIM WITH CLEAR SPECULAR REFLECTOR	662400679332	0.863	6	360	•	•	•	★
	455SN	6" TRIM REFLECTOR FOR SLOPE CEILING WHITE RING WITH SATIN NICKEL REFLECTOR	080083716869	0.863	6	360	•	•	•	★
	455TBZ	6" TRIM REFLECTOR FOR SLOPE CEILING WHITE RING WITH TUSCAN BRONZE REFLECTOR	080083716883	0.863	6	360	•	•	•	★
Baffle - 456 (H645 and HL6 LED Slope Housings)										
	456P	6" TRIM BAFFLE TRIM FOR SLOPE CEILING WHITE TRIM WITH BLACK BAFFLE	662400676270	0.79	6	360	•	•	•	★
	456W	6" TRIM BAFFLE TRIM FOR SLOPE CEILING WHITE TRIM WITH WHITE BAFFLE	662400676287	0.65	6	360	•	•	•	★ 
Baffle - 498 (H47 Slope Housings)										
	498P	6" TRIM BAFFLE - SLOPE CEILING TRIM WHITE TRIM WITH BLACK COILEX BAFFLE	662400131717	1.05	4	160	•	•	•	★
	498W	6" TRIM BAFFLE - SLOPE CEILING TRIM WHITE TRIM WITH WHITE COILEX BAFFLE	662400167334	1.096	4	128	•	•	•	★ 
8 1/2" Square Housing										
Non-IC										
	H1T	8 1/2" HOUSING SQUARE NON-IC INCANDESCENT	662400132820	2.6	6	72	•	•	•	★
8 1/2" Square Trim										
Albalite Lens										
	10P	8 1/2" TRIM SQUARE ALBALITE LENS	662400130031	1.479	12	576	•	•	•	•
10 1/2" Square Trim (H2 & M200)										
Drop Diffuser										
	21GP	10 1/2" TRIM SQUARE GLASS DROP DIFFUSER, WHITE TRIM	662400130222	4.015	6	216	•	•	•	★
Step & Wall Lights										
Step Light IC - No Junction Box or Bar Hangers										
	H2920ICT	STEP LIGHT, IC, INCANDESCENT, WITH LOUVER FACE PLATE, NO JUNCTION BOX OR BAR HANGERS	662400135531	2.5	1	300	•	•	•	★
Step Light IC - Junction Box & Bar Hangers										
	H2922ICT	STEP LIGHT, IC, INCANDESCENT, WITH LOUVER FACE PLATE, JUNCTION BOX & BAR HANGERS	623961644283	4.155	1	120	•	•	•	★

★ Indicates ARRA Eligible Product ⓘ Indicates EISA Compliant Pulse Start Products  Indicates MarketPro Product







Please reference the Cooper Lighting Stock Guide Terms and Conditions page. Pictures are a representation of product categories and may not illustrate the exact skus listed. Product information is subject to change without notice. Consult factory representative for additional information and inventory details. Visit www.cooperlighting.com for more product information.

CATALOG NUMBER

DESCRIPTION

UPC CODE WEIGHT CASE QTY PALLET QTY IL CA NJ TX GA

Accessories

	<p>LED Accessory - Screwbase Adapter HE26LED24PK</p>	E26 MEDIUM SCREWBASE TO T24 LED ADAPTER, BULK PACK 24PCS.	080083582440	2.5	24	1728	•						★	
	<p>Socket Extender H1999</p>	ACCESSORY SCREW-BASE SOCKET EXTENDER	662400134558	0.237	6	768	•						★	
	<p>Transformer - 300VA H277</p>	STEPDOWN TRANSFORMER, 277V TO 120V, 300VA	662400133476	3.75	1	210	•	•	•	•	•	•	★	
	<p>Oversize Trim Ring OT400P</p>	OVERSIZED WHITE METAL TRIM RING. MAY BE USED BEHIND HALO ML7 LED AND ALL-PRO RL7 LED TRIM RINGS.	662400136507	0.46	12	2700	•	•	•	•	•	•	★	
	OT403P	OVERSIZED WHITE PLASTIC TRIM RING. FOR USE WHEN CEILING OPENING IS CUT TOO LARGE.	662400136514	0.226	12	1200	•	•	•	•	•	•	★	
	OT460P	OVERSIZED WHITE METAL TRIM RING COMPATIBLE WITH 466, 468 AND 480 TRIMS.	662400136538	0.615	12	864			•			•	★	
	OT500P	OVERSIZE TRIM RING FOR STRAIGHT PRECISION SIDED H5 FAMILY TRIM	623961651830	0.261	12	1080	•		•			•		
	OT999P	OVERSIZE TRIM RING	662400163572	0.17	24	3000	•	•				•	★	
	<p>Replacement Coil Springs RS7H</p>	REPLACEMENT COIL SPRINGS FOR USE WITH TRIMS - BLISTER PACK OF 4	662400610182	0.05	6	5508		•				•		
	<p>Trim Ring TRM6MB</p>	TRIM RING, 6" METAL, MATTE BLACK	662400149163	0.203	1	175		•				•	•	★
	TRM6TBZ	TRIM RING, 6" METAL, TUSCAN BRONZE	623961311475	0.14	12	1200		•					•	

★ Indicates ARRA Eligible Product **E** Indicates EISA Compliant Pulse Start Products **M** Indicates MarketPro Product

Please reference the Cooper Lighting Stock Guide Terms and Conditions page. Pictures are a representation of product categories and may not illustrate the exact skus listed. Product information is subject to change without notice. Consult factory representative for additional information and inventory details. Visit www.cooperlighting.com for more product information.

CATALOG NUMBER

DESCRIPTION

UPC CODE WEIGHT CASE QTY PALLET QTY IL CA NJ TX GA

Halo Track and Surface

LED Luminaire

HU10 Undercabinet




LED Undercabinet - HU10

CATALOG NUMBER	DESCRIPTION	UPC CODE	WEIGHT	CASE QTY	PALLET QTY	IL	CA	NJ	TX	GA
HU1009D927MB	HALO HU10 LED UNDERCABINET 9" FIXTURE, 2700K, BLACK	080083692811	1.5	10	1120		•			•
HU1009D927P	HALO HU10 LED UNDERCABINET 9" FIXTURE, 2700K, WHITE	080083692798	1.5	10	1120					•
HU1009D930MB	HALO HU10 LED UNDERCABINET 9" FIXTURE, 3000K, BLACK	080083692828	1.5	10	1120					•
HU1009D940MB	HALO HU10 LED UNDERCABINET 9" FIXTURE, 4000K, BLACK	080083724697	1.5	10	1120		•			•
HU1009D940P	HALO HU10 LED UNDERCABINET 9" FIXTURE, 4000K, WHITE	080083724703	1.5	10	1120		•			•
HU1018D927MB	HALO HU10 LED UNDERCABINET 18" FIXTURE, 2700K, BLACK	080083694198	2	10	560					•
HU1018D927P	HALO HU10 LED UNDERCABINET 18" FIXTURE, 2700K, WHITE	080083694174	2	80	560					•
HU1018D930MB	HALO HU10 LED UNDERCABINET 18" FIXTURE, 3000K, BLACK	080083694204	2	10	560					•
HU1018D930P	HALO HU10 LED UNDERCABINET 18" FIXTURE, 3000K, WHITE	080083694181	2	10	560	•				•
HU1018D940MB	HALO HU10 LED UNDERCABINET 18" FIXTURE, 4000K, BLACK	080083724673	2	10	560					•
HU1018D940P	HALO HU10 LED UNDERCABINET 18" FIXTURE, 4000K, WHITE	080083724680	2	10	560		•			•
HU1024D927MB	HALO HU10 LED UNDERCABINET 24" FIXTURE, 2700K, BLACK	080083694235	3	10	560					•
HU1024D927P	HALO HU10 LED UNDERCABINET 24" FIXTURE, 2700K, WHITE	080083694211	3	10	560					
HU1024D930MB	HALO HU10 LED UNDERCABINET 24" FIXTURE, 3000K, BLACK	080083694242	3	10	560		•			•
HU1024D930P	HALO HU10 LED UNDERCABINET 24" FIXTURE, 3000K, WHITE	080083694228	2.75	10	560					•
HU1024D940MB	HALO HU10 LED UNDERCABINET 24" FIXTURE, 4000K, BLACK	080083724659	3	10	560					•
HU1024D940P	HALO HU10 LED UNDERCABINET 24" FIXTURE, 4000K, WHITE	080083724666	3	10	560					•
HU1036D927MB	HALO HU10 LED UNDERCABINET 36" FIXTURE, 2700K, BLACK	080083694273	4	4	192					•
HU1036D927P	HALO HU10 LED UNDERCABINET 36" FIXTURE, 2700K, WHITE	080083694259	4	4	192					
HU1036D930MB	HALO HU10 LED UNDERCABINET 36" FIXTURE, 3000K, BLACK	080083694280	4	4	192					•
HU1036D930P	HALO HU10 LED UNDERCABINET 36" FIXTURE, 3000K, WHITE	080083694266	4	4	192	•				
HU1036D940MB	HALO HU10 LED UNDERCABINET 36" FIXTURE, 4000K, BLACK	080083724635	4	4	192		•			
HU1036D940P	HALO HU10 LED UNDERCABINET 36" FIXTURE, 4000K, WHITE	080083724642	4	4	192					•
HU1048D927MB	HALO HU10 LED UNDERCABINET 48" FIXTURE, 2700K, BLACK	080083694310	5	4	192		•			•
HU1048D927P	HALO HU10 LED UNDERCABINET 48" FIXTURE, 2700K, WHITE	080083694297	5	4	192					•
HU1048D930MB	HALO HU10 LED UNDERCABINET 48" FIXTURE, 3000K, BLACK	080083694327	5	4	192					•
HU1048D930P	HALO HU10 LED UNDERCABINET 48" FIXTURE, 3000K, WHITE	080083694303	5	4	192					•
HU1048D940P	HALO HU10 LED UNDERCABINET 48" FIXTURE, 4000K, WHITE	080083724628	5	4	192					•


★ Indicates ARRA Eligible Product ⓔ Indicates EISA Compliant Pulse Start Products  Indicates MarketPro Product

Please reference the Cooper Lighting Stock Guide Terms and Conditions page. Pictures are a representation of product categories and may not illustrate the exact skus listed. Product information is subject to change without notice. Consult factory representative for additional information and inventory details. Visit www.cooperlighting.com for more product information.









CATALOG NUMBER	DESCRIPTION	UPC CODE	WEIGHT	CASE QTY	PALLET QTY	IL	CA	NJ	TX	GA
HU10 Undercabinet Accessories										
	LED Undercabinet Accessories- HU10									
HU101MB	HALO HU10 LED UNDERCABINET 3 IN DAISEY CHAIN CONNECTOR MATTE BLACK	080083641666	0.035	200	19200	•	•		•	•
HU101P	HALO HU10 LED UNDERCABINET 3 IN DAISEY CHAIN CONNECTOR WHITE	080083641659	0.076	30	3000	•	•	•	•	•
HU102MB	HALO HU10 LED UNDERCABINET 6 IN DAISEY CHAIN CONNECTOR MATTE BLACK	080083641680	0.043	30	3000	•	•	•	•	•
HU102P	HALO HU10 LED UNDERCABINET 6 IN DAISEY CHAIN CONNECTOR WHITE	080083641673	0.465	200	12000	•	•	•	•	•
HU103MB	HALO HU10 LED UNDERCABINET 24 IN DAISEY CHAIN CONNECTOR MATTE BLACK	080083641703	0.118	10	250	•	•	•	•	•
HU103P	HALO HU10 LED UNDERCABINET 24 IN DAISEY CHAIN CONNECTOR WHITE	080083641697	0.14	100	6000	•	•	•	•	•
HU104MB	HALO HU10 LED UNDERCABINET 120 IN DAISEY CHAIN CONNECTOR MATTE BLACK	080083641727	0.464	25	2700		•			•
HU104P	HALO HU10 LED UNDERCABINET 120 IN DAISEY CHAIN CONNECTOR WHITE	080083641710	0.544	25	3000	•	•	•	•	•
HU105MB	HALO HU10 LED UNDERCABINET 48 IN POWER CORD MATTE BLACK	080083641642	2.344	50	2100	•	•	•	•	•
HU107MB	HALO HU10 LED UNDERCABINET 1.5 IN DAISEY CHAIN CONNECTOR MATTE BLACK	080083641741	0.02	250	32000	•	•	•	•	•
HU107P	HALO HU10 LED UNDERCABINET 1.5 IN DAISEY CHAIN CONNECTOR WHITE	080083641734	0.071	250	15000	•	•	•	•	•
HU1010MB	HALO HU10 LED UNDERCABINET 12" DAISEY CHAIN CONNECTOR MATTE BLACK	080083694389	1	10	1250					•
HU1010P	HALO HU10 LED UNDERCABINET 12" DAISEY CHAIN CONNECTOR WHITE	080083694372	0.07	200	9000	•				•
HU1011MB	HALO HU10 LED UNDERCABINET 18" DAISEY CHAIN CONNECTOR MATTE BLACK	080083694402	1	4	216					•
HU1011P	HALO HU10 LED UNDERCABINET 18" DAISEY CHAIN CONNECTOR WHITE	080083694396	0.093	1	1000	•				•
HU109MB	HALO HU10 LED UNDERCABINET SPLICE BOX, LO -PRO, BLACK	080083694365	1	10	200					•
HU109P	HALO HU10 LED UNDERCABINET SPLICE BOX, LO -PRO, WHITE	080083694358	0.4	2	800	•				•
HU10MSMB	HALO HU10 LED UNDERCABINET MASTER SWITCH, BLACK	080083694341	1	2	120		•			•
HU10MSP	HALO HU10 LED UNDERCABINET MASTER SWITCH, WHITE	080083694334	0.35	10	2700		•			•

★ Indicates ARRA Eligible Product ⓘ Indicates EISA Compliant Pulse Start Products  Indicates MarketPro Product

Please reference the Cooper Lighting Stock Guide Terms and Conditions page. Pictures are a representation of product categories and may not illustrate the exact skus listed. Product information is subject to change without notice. Consult factory representative for additional information and inventory details. Visit www.cooperlighting.com for more product information.

CATALOG NUMBER	DESCRIPTION	UPC CODE	WEIGHT	CASE QTY	PALLET QTY	IL	CA	NJ	TX	GA
HU20 Undercabinet										
	LED Undercabinet - HU20									
HU201MB	HALO HU20 LED UNDERCABINET LINEAR CONNECTOR MATTE BLACK	080083633869	1	10	480	•	•	•	•	★
HU202MB	HALO HU20 LED UNDERCABINET 6" CONNECTOR MATTE BLACK	080083633906	1	10	480	•	•	•	•	★
HU202P	HALO HU20 LED UNDERCABINET 6" CONNECTOR WHITE	080083633883	1	10	480	•	•	•	•	★
HU203MB	HALO HU20 LED UNDERCABINET 24" CONNECTOR MATTE BLACK	080083633944	1	10	480	•	•	•	•	★
HU203P	HALO HU20 LED UNDERCABINET 24" CONNECTOR WHITE	080083633920	1	10	480	•	•	•	•	★
HU204MB	HALO HU20 LED UNDERCABINET 120" CONNECTOR MATTE BLACK	080083633982	1	5	240	•	•	•	•	★
HU204P	HALO HU20 LED UNDERCABINET 120" CONNECTOR WHITE	080083633968	1	5	240	•	•	•	•	★
HU2012MB	HALO HU20 LED UNDERCABINET TRACK, 12 INCH MATTE BLACK	080083633661	0.563	36	240	•	•	•	•	★
HU2012P	HALO HU20 LED UNDERCABINET TRACK, 12" WHITE	080083633647	1	36	240	•	•	•	•	★
HU2018MB	HALO HU20 LED UNDERCABINET TRACK, 18" MATTE BLACK	080083633708	0.7	36	1440	•	•	•	•	★
HU2018P	HALO HU20 LED UNDERCABINET TRACK, 18" WHITE	080083633685	1	36	240	•	•	•	•	★
HU2024MB	HALO HU20 LED UNDERCABINET TRACK, 24" MATTE BLACK	080083633746	1.099	36	240	•	•	•	•	★
HU20C45MB	HALO HU20 LED UNDERCAB 45W AC POWER SUPPLY MATTE BLACK	080083633821	0.7	4	60	•	•	•	•	★
HU20C45P	HALO HU20 LED UNDERCAB 45W AC POWER SUPPLY WHITE	080083633807	1	4	256	•	•	•	•	★
HU20P830MB	HALO HU20 UNDERCABINET LED PUCK, 3000K, MATTE BLACK	080083633784	1	20	1280	•	•	•	•	★
HU20P830P	HALO HU20 UNDERCABINET LED PUCK, 3000K, WHITE	080083633760	0.086	160	5760	•	•	•	•	★
HU2024PS2P930MBR	HALO HU20 LED UNDERCABINET TRACK, 24" WHITE - RETAIL KIT	080083760114	1.5	4	280	•	•	•	•	

Power - Trac Luminaire

CATALOG NUMBER	DESCRIPTION	UPC CODE	WEIGHT	CASE QTY	PALLET QTY	IL	CA	NJ	TX	GA
Universal										
	Symmetrical Universal Lampholder - L1701MBX L1701MBX SYMMETRICAL UNIVERSAL LAMPHOLDER, MATTE BLACK, PAR16, PAR20	662400300021	0.521	6	2000					★
	Symmetrical Universal Lampholder - L1701PX L1701PX SYMMETRICAL UNIVERSAL LAMPHOLDER, WHITE, PAR16, PAR20	662400300014	0.5	6	528	•	•			★
	Asymmetrical Universal Lampholder - L1702 L1702PX ASYMMETRICAL UNIVERSAL LAMPHOLDER, WHITE, PAR16, PAR20, PAR30, PAR38	662400300038	0.505	6	750			•	•	★
	Universal Lampholder - L1735 L1735MBX UNIVERSAL LAMPHOLDER, MATTE BLACK, PAR16, PAR20, PAR30, PAR38 L1735PX UNIVERSAL LAMPHOLDER, WHITE, PAR16, PAR20, PAR30, PAR38	662400144069 662400144076	1 0.878	6 6	600 600				•	•
	Universal Lampholder - L4009 L4009MBX UNIVERSAL LAMPHOLDER, MATTE BLACK, R40, PAR16, PAR20, PAR30, PAR38	662400160960	0.66	6	840		•		•	★
	Universal Lampholder - L700 L700PX UNIVERSAL LAMPHOLDER, 6", WHITE, R, PAR38	662400137887	1.01	12	720		•			•
	Universal Lampholder - L702 L702MBX UNIVERSAL LAMPHOLDER, 3", MATTE BLACK, R, PAR16, PAR20, PAR30L, PAR38 L702PX UNIVERSAL LAMPHOLDER, 3", WHITE, R, PAR16, PAR20, PAR30L, PAR38	662400164333 662400164326	0.615 0.642	24 6	1080 864		•	•		•
	Universal Lampholder - L703 L703MBX UNIVERSAL LAMPHOLDER, 2.4", MATTE BLACK, R, PAR16, PAR20, PAR30L, PAR38 L703PX UNIVERSAL LAMPHOLDER, 2.4", WHITE, R, PAR16, PAR20, PAR30L, PAR38	662400301394 662400301387	0.633 0.659	24 24	648 576		•	•	•	•
Bachetta										
	Bachetta Gimbal Ring - L3703 L3703PX BACHETTA GIMBAL RING, WHITE, PAR30	662400149248	1.513	72	288					•
Commercial Applications										
	Para Trac Electronic Wall Wash - L3218 L3218EP PARA TRAC ELECTRONIC COMPACT FLUORESCENT WALL WASH, WHITE, F18BX	662400603566	4.105	1	108				•	★

★ Indicates ARRA Eligible Product Ⓢ Indicates EISA Compliant Pulse Start Products  Indicates MarketPro Product

Please reference the Cooper Lighting Stock Guide Terms and Conditions page. Pictures are a representation of product categories and may not illustrate the exact skus listed. Product information is subject to change without notice. Consult factory representative for additional information and inventory details. Visit www.cooperlighting.com for more product information.

CATALOG NUMBER	DESCRIPTION	UPC CODE	WEIGHT	CASE QTY	PALLET QTY	IL	CA	NJ	TX	GA
Roundback										
	Roundback Cylinder - L1543 L1543PX ROUNDBACK CYLINDER, BLACK BAFFLE, WHITE, R40, PAR38	662400143185	1.93	6	192					★
	Roundback Cylinder - L855 L855PX ROUNDBACK CYLINDER, WHITE, PAR38	662400140757	1.21	6	216					
Continental Cylinder										
	Continental Cylinder Yoke - L704 L704MBX CONTINENTAL CYLINDER, YOKE, MATTE BLACK, R40, PAR38	662400137917	2.2	6	126					
	L704PX CONTINENTAL CYLINDER, YOKE, WHITE, R40, PAR38	662400137931	2.254	6	144					
	Continental Cylinder - L730 L730MBX CONTINENTAL CYLINDER, MATTE BLACK, BR30, R30, PAR30, A19, BR25	662400138358	0.915	6	288					
	L730PX CONTINENTAL CYLINDER, WHITE, BR30, R30, PAR30, A19, BR25	662400138372	1	6	384					
	Continental Cylinder - L734 L734MBX CONTINENTAL CYLINDER, BLACK BAFFLE, MATTE BLACK, R40, PAR38	662400138815	1.697	6	126					
	L734PX CONTINENTAL CYLINDER, BLACK BAFFLE, WHITE, R40, PAR38	662400138839	2.319	6	144					
	Continental Cylinder - L735 L735MBX CONTINENTAL CYLINDER, MATTE BLACK, R20, PAR20, A19	662400138853	0.988	6	432					
	Continental Cylinder - L736 L736MBX CONTINENTAL CYLINDER, BLACK BAFFLE, MATTE BLACK, BR30, R30, PAR30, A19, BR25	662400138891	1.25	6	252					
	L736PX CONTINENTAL CYLINDER, BLACK BAFFLE, WHITE, BR30, R30, PAR30, A19, BR25	662400138907	1.29	6	2400					
	Continental Cylinder - L737 L737MBX CONTINENTAL CYLINDER, BLACK BAFFLE, MATTE BLACK, R20, PAR20, A19	662400138945	0.782	6	486					
	L737PX CONTINENTAL CYLINDER, BLACK BAFFLE, WHITE, R20, PAR20, A19	662400138952	0.647	6	432					
Flatback										
	Flatback Cylinder - L1763 L1763MBX LOW VOLTAGE, FLATBACK CYLINDER, MAGNETIC TRANSFORMER, MATTE BLACK, MR16	662400144564	3.52	6	480					★
	L1763PX LOW VOLTAGE, FLATBACK CYLINDER, MAGNETIC TRANSFORMER, WHITE, MR16	662400144588	3.5	6	288					★

★ Indicates ARRA Eligible Product Ⓢ Indicates EISA Compliant Pulse Start Products  Indicates MarketPro Product

Please reference the Cooper Lighting Stock Guide Terms and Conditions page. Pictures are a representation of product categories and may not illustrate the exact skus listed. Product information is subject to change without notice. Consult factory representative for additional information and inventory details. Visit www.cooperlighting.com for more product information.

CATALOG NUMBER	DESCRIPTION	UPC CODE	WEIGHT	CASE		PALLET					
				QTY	QTY	IL	CA	NJ	TX	GA	
Gimbal Ring											
	Gimbal Ring - L1730 L1730MBX L1730PX	GIMBAL RING, MATTE BLACK, PAR30 GIMBAL RING, WHITE, PAR30	662400144014 662400144038	0.913 0.735	6 6	2400 360	•	•	•	•	•
	Front Loading Gimbal Ring - L1731 L1731MB	FRONT LOADING GIMBAL RING, MATTE BLACK, PAR30	662400687696	0.01	6	252					•
	Gimbal Ring - L1738 L1738MBX L1738PX	GIMBAL RING, MATTE BLACK, PAR38 GIMBAL RING, WHITE, PAR38	662400144151 662400144175	1.11 1.12	6 6	480 480	•	•	•	•	•
	Front Loading Gimbal Ring - L1739 L1739PX	FRONT LOADING GIMBAL RING, WHITE, PAR38	662400318774	1.575	4	256				•	•
	Low Voltage Gimbal Ring - L2716 L2716MB L2716P	LOW VOLTAGE GIMBAL RING, MATTE BLACK, MR16 LOW VOLTAGE GIMBAL RING, WHITE, MR16	662400145325 662400145332	0.343 0.337	48 48	1152 1440	•	•	•	•	•
	Low Voltage Gimbal Ring - L2717 L2717MBX L2717PX	LOW VOLTAGE GIMBAL RING, ELECTRONIC TRANSFORMER, MATTE BLACK, MR16 LOW VOLTAGE GIMBAL RING, ELECTRONIC TRANSFORMER, WHITE, MR16	662400145394 662400145417	0.768 0.738	48 12	1152 960	•	•	•	•	•
Micro Style											
	Low Voltage Lampholder - L2701 L2701P	LOW VOLTAGE LAMPHOLDER, PERFORATED SHADE, WHITE, MR16	662400615552	0.6	48	576	•	•	•	•	
	Low Voltage Lampholder - L2702 L2702MB	LOW VOLTAGE LAMPHOLDER, PERFORATED SHADE, ELECTRONIC TRANSFORMER, MATTE BLACK, MR16	662400615583	1.042	6	384	•	•	•	•	
	Low Voltage Micro Style - L2770 L2770MBX	LOW VOLTAGE MICRO STYLE, ELECTRONIC TRANSFORMER, MATTE BLACK, MR16	662400145738	0.918	6	192				•	•










★ Indicates ARRA Eligible Product Ⓢ Indicates EISA Compliant Pulse Start Products  Indicates MarketPro Product

Please reference the Cooper Lighting Stock Guide Terms and Conditions page. Pictures are a representation of product categories and may not illustrate the exact skus listed. Product information is subject to change without notice. Consult factory representative for additional information and inventory details. Visit www.cooperlighting.com for more product information.

CATALOG NUMBER	DESCRIPTION	UPC CODE	WEIGHT	CASE QTY	PALLET QTY	IL	CA	NJ	TX	GA
Studio										
	Studio Lampholder - L1820									
L1820MB	STUDIO LAMPHOLDER, MATTE BLACK, PAR20	662400663720	1.064	6	288				•	★
L1820P	STUDIO LAMPHOLDER, WHITE, PAR20	662400663713	0.995	6	720				•	★
	Studio Lampholder - L1830									
L1830MB	STUDIO LAMPHOLDER, MATTE BLACK, PAR30	662400663768	1.562	6	240			•	•	•
L1830P	STUDIO LAMPHOLDER, WHITE, PAR30	662400663744	1.63	6	240		•	•	•	•
	Studio Lampholder - L1838									
L1838MB	STUDIO LAMPHOLDER, MATTE BLACK, PAR38	662400663799	1.379	6	144				•	★
Studio Classic										
	Studio Classic Lampholder - L1807									
L1807PAL	STUDIO CLASSIC LAMPHOLDER, POLISHED ALUMINUM, PAR30	662400660446	1.686	12	192					•
	Studio Classic Lampholder - L1808									
L1808MB	STUDIO CLASSIC LAMPHOLDER, MATTE BLACK, PAR38	662400660453	3.6	6	48		•			•
Power - Trac Systems										
Single Circuit										
	Single Circuit									
L650MB	SINGLE CIRCUIT TRAC, 2FT - MATTE BLACK	662400137597	0.7	6	1980		•	•	•	•
L650P	SINGLE CIRCUIT TRAC, 2FT, WHITE	662400137603	1.05	6	1920	•	•	•	•	•
L651MB	SINGLE CIRCUIT TRAC, 4FT, MATTE BLACK	662400137672	2.086	1	360	•	•	•	•	•
L651P	SINGLE CIRCUIT TRAC, 4FT, WHITE	662400137689	1.7	1	300	•	•	•	•	•
L652MB	SINGLE CIRCUIT TRAC, 8FT, MATTE BLACK	662400137764	3.8	1	550	•	•	•	•	•
L652P	SINGLE CIRCUIT TRAC, 8FT, WHITE	662400137771	4.4	1	432	•	•	•	•	•
L653MB	SINGLE CIRCUIT TRAC, 12FT, MATTE BLACK	662400137818	6	1	300	•	•	•	•	•
L653P	SINGLE CIRCUIT TRAC, 12FT, WHITE	662400137825	5.75	1	300	•	•	•	•	•
	Dead End									
DE60050A-1-PK	DEAD END, SINGLE CIRCUIT, WHITE	623961478505	0.052	10	360				•	★
	Live End Connector									
L901MB	LIVE END CONNECTOR, SINGLE CIRCUIT, MATTE BLACK	662400140825	0.208	12	2160	•	•	•	•	•
L901P	LIVE END CONNECTOR, SINGLE CIRCUIT, WHITE	662400140832	0.204	12	2160	•	•	•	•	•
	Flex Connector									
L902MB	FLEX CONNECTOR, SINGLE CIRCUIT, MATTE BLACK	662400140863	0.575	6	1512				•	•
L902P	FLEX CONNECTOR, SINGLE CIRCUIT, WHITE	662400140870	0.577	12	4800	•	•	•	•	•











★ Indicates ARRA Eligible Product Ⓢ Indicates EISA Compliant Pulse Start Products  Indicates MarketPro Product

Please reference the Cooper Lighting Stock Guide Terms and Conditions page. Pictures are a representation of product categories and may not illustrate the exact skus listed. Product information is subject to change without notice. Consult factory representative for additional information and inventory details. Visit www.cooperlighting.com for more product information.

CATALOG NUMBER	DESCRIPTION	UPC CODE	WEIGHT	CASE QTY	PALLET QTY	IL	CA	NJ	TX	GA	
Straight Connector											
 L903MB	STRAIGHT CONNECTOR, SINGLE CIRCUIT, MATTE BLACK	662400140894	0.378	12	1440	•	•	•	•	•	★
L903P	STRAIGHT CONNECTOR, SINGLE CIRCUIT, WHITE	662400140900	0.344	12	1440	•	•	•	•	•	★
L Connector											
 L904MB	L CONNECTOR, SINGLE CIRCUIT, MATTE BLACK	662400140924	3.403	6	756	•	•	•	•	•	★
L904P	L CONNECTOR, SINGLE CIRCUIT, WHITE	662400140931	0.377	6	648	•	•	•	•	•	★
T Connector											
 L905MB	T CONNECTOR, SINGLE CIRCUIT, MATTE BLACK	662400140948	0.6	12	864	•	•	•	•	•	★
L905P	T CONNECTOR, SINGLE CIRCUIT, WHITE	662400140955	0.748	12	540	•	•	•	•	•	★
X Connector											
 L906P	X CONNECTOR, SINGLE CIRCUIT, WHITE	662400140979	0.6	6	360	•	•	•	•	•	★
Outlet Box											
 L907MB	OUTLET BOX FOR T-BAR CEILING, MATTE BLACK	662400140986	0.58	1	896	•	•	•	•	•	★
L907P	OUTLET BOX FOR T-BAR CEILING, WHITE	662400140993	0.563	1	896	•	•	•	•	•	★
Mini Joiner											
 L908MB	MINI JOINER, SINGLE CIRCUIT, MATTE BLACK	662400141037	0.126	12	4704	•	•	•	•	•	★
L908P	MINI JOINER, SINGLE CIRCUIT, WHITE	662400141044	0.126	12	2520	•	•	•	•	•	★
Floating Canopy & Connector											
 L909MB	FLOATING CANOPY & CONNECTOR, SINGLE CIRCUIT, MATTE BLACK	662400141068	0.718	12	720	•	•	•	•	•	★
L909P	FLOATING CANOPY & CONNECTOR, SINGLE CIRCUIT, WHITE	662400141075	0.659	12	720	•	•	•	•	•	★
Conduit Continuation Kit											
 L979MB	CONDUIT CONTINUATION KIT, SINGLE CIRCUIT, MATTE BLACK	662400142218	0.722	6	1920	•	•	•	•	•	★
L979P	CONDUIT CONTINUATION KIT, SINGLE CIRCUIT, WHITE	662400142225	0.71	6	1920	•	•	•	•	•	★
Live End Conduit Adapter											
 L980MB	LIVE END CONDUIT ADAPTER, SINGLE CIRCUIT, MATTE BLACK	662400142249	0.375	12	1296	•	•	•	•	•	★
L980P	LIVE END CONDUIT ADAPTER, SINGLE CIRCUIT, WHITE	662400142256	0.334	12	2304	•	•	•	•	•	★

★ Indicates ARRA Eligible Product ⓘ Indicates EISA Compliant Pulse Start Products  Indicates MarketPro Product









Please reference the Cooper Lighting Stock Guide Terms and Conditions page. Pictures are a representation of product categories and may not illustrate the exact skus listed. Product information is subject to change without notice. Consult factory representative for additional information and inventory details. Visit www.cooperlighting.com for more product information.

CATALOG NUMBER	DESCRIPTION	UPC CODE	WEIGHT	CASE QTY	PALLET QTY	IL	CA	NJ	TX	GA
Two Circuit										
	Two Circuit									
L641MB	TWO CIRCUIT TRAC, 4FT - MATTE BLACK	662401137497	1.985	1	800		•			★
L641P	TWO CIRCUIT TRAC, 4FT, WHITE	662401137503	1.985	1	800		•			★
L642MB	TWO CIRCUIT TRAC, 8FT, MATTE BLACK	662400137511	3.94	1	576	•	•	•	•	★
L642P	TWO CIRCUIT TRAC, 8FT, WHITE	662401167241	4	1	576		•	•	•	★
L643MB	TWO CIRCUIT TRAC, 12FT, MATTE BLACK	662400137535	6.4	1	224	•	•	•	•	★
L643P	TWO CIRCUIT TRAC, 12FT, WHITE	662400137542	6.4	1	324		•	•	•	★
	Live End									
L941MB	LIVE END CONNECTOR, TWO CIRCUIT, MATTE BLACK	662400141587	0.265	6	3456	•	•	•	•	★
L941P	LIVE END CONNECTOR, TWO CIRCUIT, WHITE	662400141594	0.257	6	6912	•	•	•	•	★
	Straight / L Connector									
L943MB	STRAIGHT/L CONNECTOR, TWO CIRCUIT, MATTE BLACK	662400141624	0.629	6	288				•	★
L943P	STRAIGHT/L CONNECTOR, TWO CIRCUIT, WHITE	662400141631	0.7	6	576	•	•		•	★
	Mini Joiner									
L949MB	MINI JOINER, TWO CIRCUIT, MATTE BLACK	662400141761	0.139	6	2268	•	•	•	•	★
L949P	MINI JOINER, TWO CIRCUIT, WHITE	662400141778	0.17	30	6480	•	•	•	•	★
	Left T Connector									
L945LMB	LEFT T CONNECTOR, TWO CIRCUIT, MATTE BLACK	662400141648	0.71	6	1176				•	★
	Right T Connector									
L945RMB	RIGHT T CONNECTOR, TWO CIRCUIT, MATTE BLACK	662400141662	0.71	6	1176				•	★
	Flex Joiner									
L942MB	FLEX JOINER, TWO CIRCUIT, MATTE BLACK	662400141600	0.6	6	1920				•	★
L942P	FLEX JOINER, TWO CIRCUIT, WHITE	662400141617	0.6	6	2592				•	★
	Conduit Connector									
L947MB	CONDUIT CONNECTOR, TWO CIRCUIT, MATTE BLACK	662400141709	0.404	1	378				•	★
L947P	CONDUIT CONNECTOR, TWO CIRCUIT, WHITE	662400141716	0.473	6	756				•	★
	Conduit Continuation Kit									
L989MB	CONDUIT CONTINUATION KIT, TWO CIRCUIT, MATTE BLACK	662400142331	0.6	6	960				•	★
	Floating Canopy & Connector									
L929MB	FLOATING CANOPY & CONNECTOR, TWO CIRCUIT, MATTE BLACK	662400163053	0.6	12	1008				•	★
L929P	FLOATING CANOPY & CONNECTOR, TWO CIRCUIT, WHITE	662400163046	0.721	12	1008				•	★

Lampholder and Power - Trac Accessories







★ Indicates ARRA Eligible Product ⓘ Indicates EISA Compliant Pulse Start Products  Indicates MarketPro Product

Please reference the Cooper Lighting Stock Guide Terms and Conditions page. Pictures are a representation of product categories and may not illustrate the exact skus listed. Product information is subject to change without notice. Consult factory representative for additional information and inventory details. Visit www.cooperlighting.com for more product information.



CATALOG NUMBER	DESCRIPTION	UPC CODE	WEIGHT	CASE QTY	PALLET QTY	IL	CA	NJ	TX	GA		
Lens												
QS-L450	SOLITE DIFFUSED LENS 3 3/4"	080083535903	0.21	1	480					•	★	
Lens - L110N, L111, L113 & L115												
	L110N	DIFFUSE SAND BLASTED LENS, 2"	662400136774	0.076	1	21000					•	★
	L111	SOFT FOCUS LENS, 2"	662400627517	0.08	42	10080	•	•	•	•	•	★
	L113	PRISMATIC LENS, 2"	662400136804	0.061	50	6000		•			•	★
	L115	LINEAR SPREAD LENS, 2"	662400136811	0.052	50	8000	•	•		•	•	★
Low Voltage Canopy Adapter												
	L1973MB	LOW VOLTAGE CANOPY ADAPTER, MATTE BLACK	662400145042	0.328	12	1152	•	•			•	★
	L1973P	LOW VOLTAGE CANOPY ADAPTER, WHITE	662400145059	0.375	12	720			•		•	★
Media Holder												
	L252MB	MEDIA HOLDER, PAR30, L1830, MATTE BLACK	662400301400	0.497	6	378				•	•	★
Cube Cell Louver - L274												
	L274MB	CUBE CELL LOUVER, 3 3/4"	662400301424	0.19	6	2430				•	•	★
Cube Cell Louver - L275												
	L275MB	CUBE CELL LOUVER, MATTE BLACK	662400137108	0.145	6	3360					•	★
48" Steel Stem												
	L48MB	48" STEEL STEM, MATTE BLACK	662400136750	1.15	6	396	•				•	★
	L48P	48" STEEL STEM, WHITE	662400136767	1.07	6	396					•	★
Outlet Box												
	L900MB	OUTLET BOX COVER, MATTE BLACK	662400140771	0.405	12	2352	•	•	•	•	•	★
	L900P	OUTLET BOX COVER, WHITE	662400140788	0.414	12	3528	•	•	•	•	•	★
18" Extension Wand												
	L918PX	18" EXTENSION WAND, WHITE	662400141334	0.545	6	1344	•		•	•	•	★
48" Extension Wand												
	L948MBX	48" EXTENSION WAND, MATTE BLACK	662400141730	1.07	6	594					•	★
Cord & Plug Connector												
	L950P	CORD & PLUG CONNECTOR, SINGLE CIRCUIT, WHITE	662400141808	1.167	12	432	•				•	★

★ Indicates ARRA Eligible Product ⓘ Indicates EISA Compliant Pulse Start Products  Indicates MarketPro Product


Please reference the Cooper Lighting Stock Guide Terms and Conditions page. Pictures are a representation of product categories and may not illustrate the exact skus listed. Product information is subject to change without notice. Consult factory representative for additional information and inventory details. Visit www.cooperlighting.com for more product information.

CATALOG NUMBER	DESCRIPTION	UPC CODE	WEIGHT	CASE QTY	PALLET QTY	IL CA NJ TX GA					
						IL	CA	NJ	TX	GA	
Wireway Cover for Pendant Assembly Kit											
 L951MB	WIREWAY COVER FOR PENDANT ASSEMBLY KIT, MATTE BLACK	662400141815	0.155	1	1875	•			•	•	★
L951P	WIREWAY COVER FOR PENDANT ASSEMBLY KIT, WHITE	662400141822	0.14	1	1875					•	★
Showroom Fixture Adapter											
 L956P	SHOWROOM FIXTURE ADAPTER, WHITE	662400141884	0.6	12	864				•	•	★
Canopy Adapter											
 L973MBN	CANOPY ADAPTER, MATTE BLACK	662400142126	0.29	12	2592	•	•		•	•	★
L973PN	CANOPY ADAPTER, WHITE	662400142133	0.34	12	2592	•	•	•	•	•	★
T-Bar Attachment Clip - L983N											
 L983N	T-BAR ATTACHMENT CLIP	662400142300	0.047	6	4752	•	•	•	•	•	★
Pendant Kit Assembly - L992											
 L992MB	PENDANT KIT ASSEMBLY, MATTE BLACK	662400142355	1.338	6	252	•	•	•	•	•	★
L992P	PENDANT KIT ASSEMBLY, WHITE	662400142362	1.274	6	432	•	•	•	•	•	★
Pendant Adapter											
 L994MB	PENDANT ADAPTER, 45 DEGREE, MATTE BLACK	662400142393	0.756	1	324					•	★
L994P	PENDANT ADAPTER, 45 DEGREE, WHITE	662400142409	0.726	1	324					•	★

Power -Trac Transformers

Low Voltage Power-Trac Transformer - L2001											
 L2001MBX	LOW VOLTAGE POWER-TRAC TRANSFORMER, MATTE BLACK	662400602996	0.415	6	2520		•	•	•	•	
L2001PX	LOW VOLTAGE POWER-TRAC TRANSFORMER, WHITE	662400602989	0.443	60	3360	•	•	•	•	•	
Low Voltage Power-Trac Transformer - L2004											
 L2004MB	LOW VOLTAGE LINEA TRANSFORMER, MATTE BLACK	662400618508	0.4	6	1200					•	
L2004P	LOW VOLTAGE LINEA TRANSFORMER, WHITE	662400618492	0.356	60	1200	•	•			•	










Current Limiters

Circuit Breakers											
CB120P	CIRCUIT BREAKER 1 AMP 120W WHITE	080083508747	0.04	25	1200					•	★
CB600MB	CIRCUIT BREAKER 5 AMP 600W BLACK	080083508754	0.04	25	2160					•	★
CB600P	CIRCUIT BREAKER 5 AMP 600W WHITE	080083508792	0.04	25	1200					•	★
CB1200P	CIRCUIT BREAKER 10 AMP 1200W WHITE	080083508860	0.04	50	1000					•	★
CB120MB	CIRCUIT BREAKER 1 AMP 120W BLACK	080083508761	0.4	25	1200					•	★
Single Circuit											
 LC901MB	SINGLE CIRCUIT END FEED CONNECTOR AND HOUSING BLACK	623961052453	0.9	24	768					•	★
LC901P	SINGLE CIRCUIT END FEED CONNECTOR AND HOUSING WHITE	623961052477	0.9	24	768					•	★

Lazer Lampholders and Systems









★ Indicates ARRA Eligible Product ⓔ Indicates EISA Compliant Pulse Start Products  Indicates MarketPro Product

Please reference the Cooper Lighting Stock Guide Terms and Conditions page. Pictures are a representation of product categories and may not illustrate the exact skus listed. Product information is subject to change without notice. Consult factory representative for additional information and inventory details. Visit www.cooperlighting.com for more product information.

CATALOG NUMBER	DESCRIPTION	UPC CODE	WEIGHT	CASE QTY	PALLET QTY	IL	CA	NJ	TX	GA
Roundback										
	Round Back Cylinder LZR311PL	LAZER ROUND BACK CYLINDER, WHITE, 120V MR16 INCLUDED	662400689409	0.705	6	990	•	•	•	•
	Low Voltage Roundback Cylinder LZR405P	LAZER LOW VOLTAGE ROUND BACK CYLINDER, ELECTRONIC TRANSFORMER, WHITE, MR16	662400687566	0.91	6	432	•	•	•	•
Gimbal Ring										
	Front Loading Gimbal - LZR1320 LZR1320MB	LAZER FRONT LOADING GIMBAL, MATTE BLACK, PAR20	662400663669	0.838	6	600	•	•	•	•
	LZR1320P	LAZER FRONT LOADING GIMBAL, WHITE, PAR20	662400663652	0.833	6	540	•	•	•	•
	Front Loading Gimbal - LZR1330 LZR1330MB	LAZER FRONT LOADING GIMBAL, MATTE BLACK, PAR30	662400663683	1.031	6	360	•	•	•	•
	LZR1330P	LAZER FRONT LOADING GIMBAL, WHITE, PAR30	662400663676	1.054	6	360	•	•	•	•
	Front Loading Gimbal - LZR1338 LZR1338MB	LAZER FRONT LOADING GIMBAL, MATTE BLACK, PAR38	662400663706	0.813	6	96	•	•	•	•
	LZR1338P	LAZER FRONT LOADING GIMBAL, WHITE, PAR38	662400663690	1.56	6	240	•	•	•	•
	Gimbal Ring - LZR316 LZR316MBL	LAZER GIMBAL RING, MATTE BLACK, 120V MR16 LAMP INCLUDED	662400689454	0.586	6	720	•	•	•	•
	LZR316PL	LAZER GIMBAL RING, WHITE, 120V MR16 LAMP INCLUDED	662400689447	0.575	6	900	•	•	•	•
	Small Gimbal Ring - LZR330 LZR330MB	LAZER SMALL GIMBAL RING, MATTE BLACK, PAR30	662400613305	1.016	6	528	•	•	•	•
	LZR330P	LAZER SMALL GIMBAL RING, WHITE, PAR30	662400613299	0.974	6	384	•	•	•	•
	Gimbal Ring - LZR338 LZR338MB	LAZER GIMBAL RING, MATTE BLACK, PAR38	662400613329	0.882	6	480	•	•	•	•
	LZR338P	LAZER GIMBAL RING, WHITE, PAR38	662400613312	0.758	6	360	•	•	•	•
	Low Voltage Gimbal Ring - LZR401 LZR401MB	LAZER LOW VOLTAGE GIMBAL RING, ELECTRONIC TRANSFORMER, MATTE BLACK, MR16	662400614005	0.579	12	960	•	•	•	•
	LZR401P	LAZER LOW VOLTAGE GIMBAL RING, ELECTRONIC TRANSFORMER, WHITE, MR16	662400613992	0.662	12	960	•	•	•	•










★ Indicates ARRA Eligible Product Ⓢ Indicates EISA Compliant Pulse Start Products  Indicates MarketPro Product

Please reference the Cooper Lighting Stock Guide Terms and Conditions page. Pictures are a representation of product categories and may not illustrate the exact skus listed. Product information is subject to change without notice. Consult factory representative for additional information and inventory details. Visit www.cooperlighting.com for more product information.

CATALOG NUMBER	DESCRIPTION	UPC CODE	WEIGHT	CASE QTY	PALLET QTY					
					IL	CA	NJ	TX	GA	
Cylinder										
Small Roundback Cylinder										
 LZR301MB	LAZER SMALL ROUND BACK CYLINDER, BLACK BAFFLE, MATTE BLACK, R20, PAR20, A19	662400612643	0.958	12	432			•		•
LZR301P	LAZER SMALL ROUND BACK CYLINDER, BLACK BAFFLE, WHITE, R20, PAR20, A19	662400612636	1.03	12	432		•			•
Roundback Cylinder										
 LZR302MB	LAZER ROUND BACK CYLINDER, BLACK BAFFLE, MATTE BLACK, BR30, R30, PAR30, BR25	662400612681	1.295	12	288	•	•			•
LZR302P	LAZER ROUND BACK CYLINDER, BLACK BAFFLE, WHITE, BR30, R30, PAR30, BR25	662400612674	1.331	10	360	•	•	•		•
LZR302P/W	LAZER ROUND BACK CYLINDER, WHITE BAFFLE, WHITE, BR30, R30, PAR30, BR25	662400612704	1.121	12	360	•				•
Large Roundback Cylinder										
 LZR303MB	LAZER LARGE ROUND BACK CYLINDER, BLACK BAFFLE, BLACK, PAR38, R40	662400612551	1.628	6	144					•
LZR303P	LAZER LARGE ROUND BACK CYLINDER, BLACK BAFFLE, WHITE, PAR38, R40	662400612544	1.7	6	192		•			•
Small Step Cylinder										
 LZR304MB	LAZER SMALL STEP CYLINDER, BLACK BAFFLE, MATTE BLACK, R20, PAR20, A19	662400612728	0.981	12	216		•			•
LZR304P	LAZER SMALL STEP CYLINDER, BLACK BAFFLE, WHITE, R20, PAR20, A19	662400612711	0.745	12	432	•	•	•		•
Step Cylinder										
 LZR305MB	LAZER STEP CYLINDER, BLACK BAFFLE, MATTE BLACK, BR30, R30, PAR30, BR25	662400612773	1.213	12	360	•	•	•		•
LZR305P	LAZER STEP CYLINDER, BLACK BAFFLE, WHITE, BR30, R30, PAR30, BR25	662400612759	1.144	12	288	•	•	•		•
LZR305P/W	LAZER STEP CYLINDER, WHITE BAFFLE, WHITE, BR30, R30, PAR30, BR25	662400612797	1.2	12	288	•				•
Large Step Cylinder										
 LZR306MB	LAZER LARGE STEP CYLINDER, BLACK BAFFLE, MATTE BLACK, R40, PAR38	662400612575	1.231	6	192					•
Flatback Cylinder - LZR307										
 LZR307MB	LAZER FLATBACK CYLINDER, BLACK BAFFLE, MATTE BLACK, R20, PAR20, A19	662400612810	1.14	12	432					•
LZR307P	LAZER FLATBACK CYLINDER, BLACK BAFFLE, WHITE, R20, PAR20, A19	662400612803	1.14	12	432					•
Flatback Cylinder - LZR308										
 LZR308MB	LAZER FLATBACK CYLINDER, BLACK BAFFLE, MATTE BLACK, BR30, R30, PAR30, BR25	662400612599	1.078	12	360	•				•
LZR308P	LAZER FLATBACK CYLINDER, BLACK BAFFLE, WHITE, BR30, R30, PAR30, BR25	662400612582	1.333	12	360		•			•











★ Indicates ARRA Eligible Product Ⓢ Indicates EISA Compliant Pulse Start Products  Indicates MarketPro Product

Please reference the Cooper Lighting Stock Guide Terms and Conditions page. Pictures are a representation of product categories and may not illustrate the exact skus listed. Product information is subject to change without notice. Consult factory representative for additional information and inventory details. Visit www.cooperlighting.com for more product information.

CATALOG NUMBER	DESCRIPTION	UPC CODE	WEIGHT	CASE QTY	PALLET QTY	IL	CA	NJ	TX	GA	
Glass and Perforated Bell & Contemporary Gimbal											
	Perforated Bell										
	LZR402MB	LAZER LOW VOLTAGE PERFORATED BELL, ELECTRONIC TRANSFORMER, MATTE BLACK, MR16	662400616559	0.926	12	216	•				•
	LZR402P	LAZER LOW VOLTAGE PERFORATED BELL, ELECTRONIC TRANSFORMER, WHITE, MR16	662400616542	1.02	12	288	•		•	•	•
	Glass Bell										
	LZR403MB	LAZER LOW VOLTAGE GLASS BELL, ELECTRONIC TRANSFORMER, MATTE BLACK, MR16	662400616573	1.106	12	432					•
	LZR403P	LAZER LOW VOLTAGE GLASS BELL, ELECTRONIC TRANSFORMER, WHITE, MR16	662400616566	1.136	12	432	•	•	•	•	•
	Contemporary Gimbal										
	LZR404MB	LAZER LOW VOLTAGE CONTEMPORARY GIMBAL, ELECTRONIC TRANSFORMER, MATTE BLACK, MR16	662400616597	0.6	12	720					•
	LZR404P	LAZER LOW VOLTAGE CONTEMPORARY GIMBAL, ELECTRONIC TRANSFORMER, WHITE, MR16	662400616580	0.722	12	720	•	•	•	•	•
Step Cylinder											
	Low Voltage Step Cylinder										
	LZR406MB	LAZER LOW VOLTAGE STEP CYLINDER, ELECTRONIC TRANSFORMER, MATTE BLACK, MR16	662400687597	0.942	6	600		•			•
	LZR406P	LAZER LOW VOLTAGE STEP CYLINDER, ELECTRONIC TRANSFORMER, WHITE, MR16	662400687580	0.91	6	432		•		•	
Lazer Track System											
	Single Circuit										
	LZR102MB	LAZER SINGLE CIRCUIT TRACK, 2FT, MATTE BLACK	662400617464	0.874	6	864	•			•	•
	LZR102P	LAZER SINGLE CIRCUIT TRACK, 2FT, WHITE	662400617396	0.7	12	2352	•	•			•
	LZR104MB	LAZER SINGLE CIRCUIT TRACK, 4FT, MATTE BLACK	662400617426	1.659	12	1632	•	•	•	•	•
	LZR104P	LAZER SINGLE CIRCUIT TRACK, 4FT, WHITE	662400617419	1.5	12	1248	•	•	•	•	•
	LZR106MB	LAZER SINGLE CIRCUIT TRACK, 6FT, MATTE BLACK	662400617440	2.55	12	1152	•	•	•		•
	LZR106P	LAZER SINGLE CIRCUIT TRACK, 6FT, WHITE	662400617433	2.4	12	960	•	•	•	•	•
	LZR108MB	LAZER SINGLE CIRCUIT TRACK, 8FT, MATTE BLACK	662400617402	3.2	12	672		•	•	•	•
	LZR108P	LAZER SINGLE CIRCUIT TRACK, 8FT, WHITE	662400617457	1.7	12	504	•	•	•	•	•
	T-Bar Clip										
	LZR207	LAZER T-BAR CLIP	662400617129	0.146	96	3072	•				•
	Monopoint Feed										
	LZR209MB	LAZER MONOPOINT FEED, MATTE BLACK	662400617150	0.438	12	1440	•	•	•		•
	LZR209P	LAZER MONOPOINT FEED, WHITE	662400617167	0.373	48	2304	•	•	•	•	
	Monopoint Feed Low Voltage										
	LZR210MB	LAZER MONOPOINT FEED, LOW VOLTAGE, MATTE BLACK	662400617174	0.363	12	1296		•			•
	LZR210P	LAZER MONOPOINT FEED, LOW VOLTAGE, WHITE	662400617181	0.29	48	1296		•		•	
	Live End Feed w / Junction Box Cover										
	LZR200MB	LAZER LIVE END FEED W/JUNCTION BOX COVER, MATTE BLACK	662400616993	0.354	6	672	•		•	•	•
	LZR200P	LAZER LIVE END FEED W/JUNCTION BOX COVER, WHITE	662400617006	0.396	24	1152	•	•	•	•	

★ Indicates ARRA Eligible Product Ⓢ Indicates EISA Compliant Pulse Start Products  Indicates MarketPro Product

Please reference the Cooper Lighting Stock Guide Terms and Conditions page. Pictures are a representation of product categories and may not illustrate the exact skus listed. Product information is subject to change without notice. Consult factory representative for additional information and inventory details. Visit www.cooperlighting.com for more product information.

CATALOG NUMBER	DESCRIPTION	UPC CODE	WEIGHT	CASE QTY	PALLET QTY	IL	CA	NJ	TX	GA
Live End Feed										
 LZR201MB	LAZER LIVE END FEED, MATTE BLACK	662400617013	0.228	8	384	•	•	•	•	•
LZR201P	LAZER LIVE END FEED, WHITE	662400617020	0.234	12	3456	•	•	•	•	•
Floating Canopy & Connector Feed										
 LZR202MB	LAZER FLOATING CANOPY AND CONNECTOR FEED, MATTE BLACK	662400617037	0.4	24	648	•				•
LZR202P	LAZER FLOATING CANOPY AND CONNECTOR FEED, WHITE	662400617044	0.538	24	1152	•	•	•	•	•
Adjustable L & Straight Connector										
 LZR203MB	LAZER ADJUSTABLE L AND STRAIGHT CONNECTOR, MATTE BLACK	662400617051	0.486	4	384			•		•
LZR203P	LAZER ADJUSTABLE L AND STRAIGHT CONNECTOR, WHITE	662400617068	0.395	48	2304	•	•	•	•	•
Conduit Adapter Feed										
 LZR204MB	LAZER CONDUIT ADAPTER FEED, MATTE BLACK	662400617075	0.271	12	432	•	•			•
LZR204P	LAZER CONDUIT ADAPTER FEED, WHITE	662400617082	0.254	48	1296		•			•
Conduit Continuation Feed										
 LZR205MB	LAZER CONDUIT CONTINUATION FEED, MATTE BLACK	662400617099	0.25	48	2304					•
T-Bar Canopy										
 LZR206P	LAZER T-BAR CANOPY - WHITE	662400617112	0.4	12	576					•
Flexible Connector Feed										
 LZR211P	LAZER FLEXIBLE CONNECTOR FEED, WHITE	662400617204	0.4	12	2492					•
Mini Connector										
 LZR212MB	LAZER MINI CONNECTOR, MATTE BLACK	662400617211	0.156	96	3072	•	•	•	•	•
LZR212P	LAZER MINI CONNECTOR, WHITE	662400617228	0.155	12	1728	•	•	•	•	•
T Connector Right										
 LZR213LMB	LAZER T CONNECTOR, LEFT HAND, MATTE BLACK	662400685944	0.37	12	2400					•
LZR213LP	LAZER T CONNECTOR, LEFT HAND, WHITE	662400685951	0.4	12	2400					•
T Connector Left										
 LZR213RMB	LAZER T CONNECTOR, RIGHT HAND, MATTE BLACK	662400685968	0.4	12	2400					•
LZR213RP	LAZER T CONNECTOR FEED RIGHT, WHITE	662400685975	0.37	48	2304					•

★ Indicates ARRA Eligible Product Ⓢ Indicates EISA Compliant Pulse Start Products  Indicates MarketPro Product

Please reference the Cooper Lighting Stock Guide Terms and Conditions page. Pictures are a representation of product categories and may not illustrate the exact skus listed. Product information is subject to change without notice. Consult factory representative for additional information and inventory details. Visit www.cooperlighting.com for more product information.

CATALOG NUMBER	DESCRIPTION	UPC CODE	WEIGHT	CASE		PALLET				
				QTY	QTY	IL	CA	NJ	TX	GA

Surface Etchings



Square Etchings Sconce

H2522MC	SQUARE ETCHINGS SCONCE, INCANDESCENT, MATTE CHROME	662400215806	7.425	4	36						•
---------	----------------------------------------------------	--------------	-------	---	----	--	--	--	--	--	---

Undercabinet

Luminaire and Accessories

HU2018PS2P930MBR	HALO HU20 LED UNDERCABINET TRACK, 18" WHITE - RETAIL KIT	080083760091	1.5	4	288		•				
------------------	----------------------------------------------------------	--------------	-----	---	-----	--	---	--	--	--	--









CATALOG
NUMBER

DESCRIPTION

UPC CODE WEIGHT CASE QTY PALLET QTY IL CA NJ TX GA


Halo Commercial

Recessed Commercial Lighting

CATALOG NUMBER	DESCRIPTION	UPC CODE	WEIGHT	CASE QTY	PALLET QTY	IL	CA	NJ	TX	GA	
6" Housings											
6" CFL Commercial Horizontal Lamp Housing											
	PD6H142E	HOUSING, 6" (1) 26W DTT, 26/32/42W TTT HORZ, 120-277V UNV	080083611744	4.216	6	72	•	•	•	•	★
	PD6H213E	HOUSING, 6" (2) 13W DTT / TTT HORZ, 120V	080083628810	2.678	6	108			•	•	★
	PD6H226E	HOUSING, 6" (2) 26W DTT HORZ, 120-277V UNV	080083611737	3.622	6	108	•	•	•	•	★
6" CFL Commercial Horizontal Lamp Emergency Housing											
	PD6H142REM	HOUSING, 6" (1) 26W DTT, 26/32/42W TTT HORZ, 120/277V EM	080083620494	9.15	1	24	•	•	•	•	★
6" CFL Commercial Horizontal Lamp Housing, Dimming											
	PD6H1421DMARKX	HOUSING, 6" (1) 26W DTT, 26/32/42W TTT HORZ., 120V DIMMING	080083626953	5.5	6	108				•	★
6" CFL Commercial Vertical Lamp Housing											
	PD6V142E	HOUSING, 6" (1) 26W DTT, 26/32/42W TTT VERT, 120-277V UNV	080083611812	3.091	6	72	•	•	•	•	★
	PD6V1423E	HOUSING, 6" (1) 26W DTT, 26/32/42W TTT VERT, 347V	080083630776	3.95	6	108				•	★
6" CFL Commercial Vertical Lamp Emergency Housing											
	PD6V142REM	HOUSING, 6" (1) 26W DTT, 26/32/42W TTT VERT, 120/277V EM	080083622566	12	1	28	•	•	•	•	★
6" CFL Commercial Vertical Lamp Housing Dimming											
	PD6V1421DMARKX	HOUSING, 6" (1) 26W DTT, 26/32/42W TTT VERT., 120V DIMMING	080083652792	4.15	6	108				•	★
	PD6V1422DMARKX	HOUSING, 6" (1) 26W DTT, 26/32/42W TTT VERT., 277V DIMMING	080083649754	4.716	6	72	•	•	•	•	★
6" LED Housings New Construction											
	PD615ED010	6" LED HSN, 1,500 LM, UNV 120-277V 50/60HZ, 10 PERCENT 0-10V & PHASE CUT DIM	080083723843	4.15	6	72				•	
	PD620ED010	6" LED HSN, 2,000 LM, UNV 120-277V 50/60HZ, 10 PERCENT 0-10V & PHASE CUT DIM	080083723805	4.2	6	72			•	•	
	PD610ED010	6" LED HSN, 1,000 LM, UNV 120-277V 50/60HZ, 10 PERCENT 0-10V & PHASE CUT DIM	080083723874	3.95	6	72				•	
	PD630D010	6" LED HSN, 1,000 LM, UNV 120-277V 50/60HZ, 10 PERCENT 0-10V DIM	080083723782	4.15	6	108					•
	PD615D010B	6" LED HSN, 1,500 LUMENS, UNV 120-277V 50/60HZ, 1% 0 - 10V DIMMING	080083799541	3.95	6	72	•	•		•	•
	PD620D010B	6" LED HSN, 2,000 LUMENS, UNV 120-277V 50/60HZ, 1% 0 - 10V DIMMING	080083799602	3.95	6	72	•	•	•	•	•
	PD630D010B	6" LED HSN, 3,000 LUMENS, UNV 120-277V 50/60HZ, 10 PCT 0-10V DIM	080083799664	3.95	6	72	•	•		•	•
6" LED Housings Retrofit											
	PD6R10ED010	6" LED RETROFIT HSN, 1,000 LM, UNV 120-277V 50/60HZ, 10 PERCENT 0-10V & PHASE CUT DIM	080083723713	3.1	6	72					•
	PD6R15ED010	6" LED RETROFIT HSN, 1,500 LM, UNV 120-277V 50/60HZ, 10 PERCENT 0-10V & PHASE CUT DIM	080083723690	3.5	6	96					•
	PD6R20ED010	6" LED RETROFIT HSN, 2,000 LM, UNV 120-277V 50/60HZ, 10 PERCENT 0-10V & PHASE CUT DIM	080083723676	3.5	6	72			•		•
	PD6R30D010	6" LED RETROFIT HSN, 3,000 LM, UNV 120-277V 50/60HZ, 10 PERCENT 0-10V	080083723652	3.5	6	72					•
	PD6R15D010B	6" LED RETROFIT HSN, 1,500 LUMENS, UNV 120-277V 50/60HZ, 1% 0 - 10V DIMMING	080083799787	3.95	6	72			•		•
	PD6R10D010B	6" LED RETROFIT HSN, 1,000 LUMENS, UNV 120-277V 50/60HZ, 1% 0 - 10V DIMMING	080083799763	3.95	6	72			•		•

★ Indicates ARRA Eligible Product Ⓢ Indicates EISA Compliant Pulse Start Products  Indicates MarketPro Product

Please reference the Cooper Lighting Stock Guide Terms and Conditions page. Pictures are a representation of product categories and may not illustrate the exact skus listed. Product information is subject to change without notice. Consult factory representative for additional information and inventory details. Visit www.cooperlighting.com for more product information.

CATALOG NUMBER	DESCRIPTION	UPC CODE	WEIGHT	CASE QTY	PALLET QTY	IL	CA	NJ	TX	GA
5/6" LED Housings Retrofit										
 PD56R15ED010	5/6" LED RETROFIT HSN, 1,500 LM, UNV 120-277V 50/60HZ, 10 PERCENT 0-10V & PHASE CUT DIM	080083723973	3.5	6	72		•			•
PD56R20ED010	5/6" LED RETROFIT HSN, 2,000 LM, UNV 120-277V 50/60HZ, 10 PERCENT 0-10V & PHASE CUT DIM	080083723959	3.5	6	72					•
PD56R30D010	5/6" LED RETROFIT HSN, 3,000 LM, UNV 120-277V 50/60HZ, 10 PERCENT 0-10V DIM	080083723935	3.5	6	72					•
PD56R10ED010	5/6" LED RETROFIT HSN, 1,000 LM, UNV 120-277V 50/60HZ, 10 PERCENT 0-10V & PHASE CUT DIM	080083723997	3.5	6	96		•			
PD56R10D010B	5/6" LED RETROFIT HSN, 1,000 LUMENS, UNV 120-277V 50/60HZ, 1% 0 - 10V DIMMING	080083799367	3.95	6	72		•			•
PD56R15D010B	5/6" LED RETROFIT HSN, 1,500 LUMENS, UNV 120-277V 50/60HZ, 1% 0 - 10V DIMMING	080083799381	3.95	6	72		•			•
PD56R20D010B	5/6" LED RETROFIT HSN, 2,000 LUMENS, UNV 120-277V 50/60HZ, 1% 0 - 10V DIMMING	080083799428	3.95	6	72		•			•
PD56R30D010B	5/6" LED RETROFIT HSN, 3,000 LUMENS, UNV 120-277V 50/60HZ, 1 PCT 0 - 10V DIMMING	080083799466	3.95	6	72		•			•
PD610D010B	6" LED HSN, 1,000 LUMENS, UNV 120-277V 50/60HZ, 1% 0 - 10V DIMMING	080083799480	3.95	6	72	•	•	•	•	•



6" Incandescent Commercial Vertical Lamp Housing											
PD6V120	HOUSING, 6" VERT E26, 120V	080083611805	2.321	6	72	•	•	•	•	•	★

6" Modules

6" LED Modules

PDM6A835	PD6 LED MODULE FOR REMOTE DRIVER, 3500K , 80CRI	080083724055	1.6	6	288		•		•	•	★
PDM6A830	PD6 LED MODULE FOR REMOTE DRIVER, 3000K , 80CRI	080083724062	1.8	6	288					•	
PDM6A840	PD6 LED MODULE FOR REMOTE DRIVER, 4000K , 80CRI	080083724048	1.8	6	180		•	•		•	
PDM6A827	PD6 LED MODULE FOR REMOTE DRIVER, 2700K , 80CRI	080083724079	1.7	6	288		•				★
PDM6A930	PD6 LED MODULE FOR REMOTE DRIVER, 3000K , 90CRI	080083724024	1.8	6	180	•				•	
PDM6A940	PD6 LED MODULE FOR REMOTE DRIVER, 4000K, 90CRI	080083724000	1.8	6	180				•		
64VW	6" LED REFLECTOR, SHALLOW, SELF FLANGED, WHITE	080083669479	1.1	6	144		•			•	
PDM6B940	LED MODULE FOR REMOTE DRIVER, 1000, 1500, 2000 & 3000 LUMENS, 90CRI, 4000K CCT	080083800100	1.7	6	288		•			•	★
PDM6B935	LED MODULE FOR REMOTE DRIVER, 1000, 1500, 2000 & 3000 LUMENS, 90CRI, 3500K CCT	080083800087	1.7	6	288		•			•	★
PDM6B930	LED MODULE FOR REMOTE DRIVER, 1000, 1500, 2000 & 3000 LUMENS, 90CRI, 3000K CCT	080083800063	1.7	6	288		•			•	★
PDM6B927	LED MODULE FOR REMOTE DRIVER, 1000, 1500, 2000 & 3000 LUMENS, 90CRI, 2700K CCT	080083800049	1.7	6	288		•			•	★
PDM6B840	LED MODULE FOR REMOTE DRIVER, 1000, 1500, 2000 & 3000 LUMENS, 80CRI, 4000K CCT	080083800025	1.7	6	288	•	•	•	•	•	★
PDM6B835	LED MODULE FOR REMOTE DRIVER, 1000, 1500, 2000 & 3000 LUMENS, 80CRI, 3500K CCT	080083800001	1.7	6	288	•	•		•	•	★
PDM6B830	LED MODULE FOR REMOTE DRIVER, 1000, 1500, 2000 & 3000 LUMENS, 80CRI, 3000K CCT	080083799985	1.7	6	288	•	•		•	•	★
PDM6B827	REMOTE DRIVER LED MODULE, 1000, 1500, 2000 & 3000 LUMENS, 80CRI, 3000K CCT	080083799961	1.7	6	288		•		•	•	★
PD6R30D010B	6" LED RETROFIT HSN, 3,000 LUMENS, UNV 120-277V 50/60HZ, 1 PCT 0 - 10V DIMMING	080083799862	3.95	6	72		•			•	
PD6R20D010B	6" LED RETROFIT HSN, 2,000 LUMENS, UNV 120-277V 50/60HZ, 1% 0 - 10V DIMMING	080083799824	3.95	6	72		•			•	
PDM6A927	PD6 LED MODULE FOR REMOTE DRIVER, 2700K , 90CRI	080083724031	1.8	6	180						







★ Indicates ARRA Eligible Product Ⓢ Indicates EISA Compliant Pulse Start Products  Indicates MarketPro Product

Please reference the Cooper Lighting Stock Guide Terms and Conditions page. Pictures are a representation of product categories and may not illustrate the exact skus listed. Product information is subject to change without notice. Consult factory representative for additional information and inventory details. Visit www.cooperlighting.com for more product information.

CATALOG NUMBER	DESCRIPTION	UPC CODE	WEIGHT	CASE QTY	PALLET QTY	IL	CA	NJ	TX	GA
6" Reflectors										
6" Commercial Vertical Lamp Reflector										
60VC	REFLECTOR, 6" VERT, OPEN REFLECTOR, SPECULAR CLEAR	080083605286	0.57	6	150	•	•	•	•	•
60VCWF	REFLECTOR, 6" VERT, OPEN REFLECTOR, SPECULAR CLEAR, WHITE FLANGE	080083652730	0.889	6	72	•	•	•	•	★
60VHWF	REFLECTOR, 6" VERT, OPEN REFLECTOR, SEMI SPECULAR CLEAR, WHITE FLANGE	080083652723	0.612	1	150	•	•	•	•	★
6" Commercial Vertical Lamp Wall Wash Reflector										
60VWWH	REFLECTOR, 6" VERT, OPEN WALL WASH SEMI SPECULAR CLEAR	080083652860	1	1	150	•	•	•	•	★
60VWWC	REFLECTOR, 6" VERT, OPEN WALL WASH SPECULAR CLEAR	080083605293	0.913	1	150	•	•	•	•	
6" CFL Commercial Horizontal Lamp Reflector										
62HC	REFLECTOR, 6" HORZ, OPEN REFLECTOR, SPECULAR CLEAR	080083605262	0.865	6	144	•	•	•	•	•
62H1GC	REFLECTOR, 6" HORZ, LENS, PRISMATIC GLASS SPECULAR CLEAR	080083652952	1.381	1	240	•	•	•	•	★
62HH	REFLECTOR, 6" HORZ, OPEN REFLECTOR, SEMI SPECULAR CLEAR	080083652921	0.744	6	108	•	•	•	•	★
62H1GCWF	REFLECTOR, 6" HORZ, LENS, PRISMATIC GLASS SPECULAR CLEAR, WHITE FLANGE	080083652693	0.82	1	240	•	•	•	•	★
62HCWF	REFLECTOR, 6" HORZ, OPEN REFLECTOR, SPECULAR CLEAR, WHITE FLANGE	080083652679	0.95	6	144	•	•	•	•	•
62HHWF	REFLECTOR, 6" HORZ, OPEN REFLECTOR, SEMI SPECULAR CLEAR, WHITE FLANGE	080083652662	0.603	1	240	•	•	•	•	•
6" LED Reflectors										
61VBB	6" LED REFLECTOR, VERTICAL, SELF FLANGED, SPECULAR CLEAR, BLACK BAFFLE, WHITE FLANGE	080083669295	1.1	6	144	•	•	•	•	•
61VC	6" LED REFLECTOR, VERTICAL, SELF FLANGED, SPECULAR CLEAR	080083669028	0.826	6	108	•	•	•	•	•
61VCWF	6" LED REFLECTOR, VERTICAL, SELF FLANGED, SPECULAR CLEAR, WHITE FLANGE	080083669035	0.664	6	144	•	•	•	•	•
61VH	6" LED REFLECTOR, VERTICAL, SELF FLANGED, SEMI-SPECULAR CLEAR	080083669264	0.85	6	144	•	•	•	•	•
61VHWF	6" LED REFLECTOR, VERTICAL, SELF FLANGED, SEMI-SPECULAR CLEAR, WHITE FLANGE	080083669271	0.8	6	144	•	•	•	•	•
61WWC	6" LED REFLECTOR, WALL WASH, SELF FLANGED, SPECULAR CLEAR	080083669509	1.003	6	144	•	•	•	•	•
61WWH	6" LED REFLECTOR, WALL WASH, SELF FLANGED, SEMI-SPECULAR CLEAR	080083669523	1.1	6	144	•	•	•	•	•
64VC	6" LED REFLECTOR, SHALLOW, SELF FLANGED, SPECULAR CLEAR	080083669318	1.1	6	144	•	•	•	•	•
64VCWF	6" LED REFLECTOR, SHALLOW, SELF FLANGED, SPECULAR CLEAR, WHITE FLANGE	080083669325	1.1	6	144	•	•	•	•	•
64VH	6" LED REFLECTOR, SHALLOW, SELF FLANGED, SEMI-SPECULAR CLEAR	080083669356	1.1	6	144	•	•	•	•	•
64VHWF	6" LED REFLECTOR, SHALLOW, SELF FLANGED, SEMI-SPECULAR CLEAR, WHITE FLANGE	080083669462	1.1	6	120	•	•	•	•	•
61VW	6" LED REFLECTOR, VERTICAL, WHITE, SELF FLANGED	080083669288	1.1	6	144	•	•	•	•	•
64VDFW	REFLECTOR 6" VERTICAL, NON CONDUCTIVE DEAD FRONT TRIM	080083758173	1.1	6	144	•	•	•	•	•
61VEMC	6" LED REFLECTOR, VERTICAL, EMERGENCY, SELF FLANGED, SPECULAR CLEAR	080083669547	0.5	6	108	•	•	•	•	•
61VEMH	6" LED REFLECTOR, VERTICAL, EMERGENCY, SELF FLANGED, SEMI SPECULAR CLEAR	080083669585	0.998	6	108	•	•	•	•	•
61VEMW	6" LED REFLECTOR, VERTICAL, EMERGENCY, SELF FLANGED, WHITE	080083669608	0.5	6	108	•	•	•	•	•


★ Indicates ARRA Eligible Product ⓔ Indicates EISA Compliant Pulse Start Products  Indicates MarketPro Product

Please reference the Cooper Lighting Stock Guide Terms and Conditions page. Pictures are a representation of product categories and may not illustrate the exact skus listed. Product information is subject to change without notice. Consult factory representative for additional information and inventory details. Visit www.cooperlighting.com for more product information.

CATALOG NUMBER	DESCRIPTION	UPC CODE	WEIGHT	CASE QTY	PALLET QTY	IL	CA	NJ	TX	GA
8" Housings										
	8" LED Housing									
PR840D010	8" APERTURE LED DOWNLIGHT FRAME, 4000 LUMEN	080083771813	4.5	4	60	•	•	•	•	★
PR830D010	8" APERTURE LED DOWNLIGHT FRAME, 3000 LUMEN	080083771790	4.5	4	60	•	•	•	•	★
PR820D010	8" APERTURE LED DOWNLIGHT FRAME, 2000 LUMEN	080083771769	4.5	4	60	•	•	•	•	★
PR815D010	58" APERTURE LED DOWNLIGHT FRAME, 1500 LUMEN	080083771745	4.5	4	60	•	•	•	•	★
PR810D010	8" APERTURE LED DOWNLIGHT FRAME, 1000 LUMEN	080083771721	4.5	4	60	•	•	•	•	★
	8? LED Housings Retrofit									
PR8R40D010	8" APERTURE RETROFIT LED DOWNLIGHT FRAME, 4000 LUMEN	080083772216	4.5	4	60	•	•	•	•	
PR8R30D010	8" APERTURE RETROFIT LED DOWNLIGHT FRAME, 3000 LUMEN	080083772193	4.5	4	60	•	•	•	•	★
PR8R20D010	8" APERTURE RETROFIT LED DOWNLIGHT FRAME, 2000 LUMEN	080083772179	4.5	4	60	•	•	•	•	★
PR8R15D010	8" APERTURE RETROFIT LED DOWNLIGHT FRAME, 1500 LUMEN	080083772155	4.5	4	60	•	•	•	•	★
PR8R10D010	8" APERTURE RETROFIT LED DOWNLIGHT FRAME, 1000 LUMEN	080083772131	4.5	4	60	•	•	•	•	★
	8? LED Housings Surface Mount									
PR8S40D010MW	8" APERTURE SURFACE MOUNT LED DOWNLIGHT FRAME, 4000 LUMEN	080083772612	4.5	4	60	•	•	•	•	★
PR8S30D010MW	8" APERTURE SURFACE MOUNT LED DOWNLIGHT FRAME, 3000 LUMEN	080083772599	4.5	4	60	•	•	•	•	★
PR8S20D010MW	8" APERTURE SURFACE MOUNT LED DOWNLIGHT FRAME, 2000 LUMEN	080083772575	4.5	4	60	•	•	•	•	★
PR8S15D010MW	8" APERTURE SURFACE MOUNT LED DOWNLIGHT FRAME, 1500 LUMEN	080083772551	4.5	4	60	•	•	•	•	★
PR8S10D010MW	8" APERTURE SURFACE MOUNT LED DOWNLIGHT FRAME, 1000 LUMEN	080083772537	4.5	4	60	•	•	•	•	★
	8" CFL Commercial Horizontal Lamp Housing									
PD8H142E	HOUSING, 8" (1) 26W DTT, 26/32/42W TTT HORZ, 120-277V UNV	080083611782	1.649	6	72	•	•	•	•	★
PD8H242E	HOUSING, 8" (2) 26W DTT, 26/32/42W TTT HORZ, 120-277V UNV	080083611775	3.988	6	72	•	•	•	•	★
PD8H2423E	HOUSING, 8" (2) 26W DTT, 26/32/42W TTT HORIZONTAL, 347V	080083628858	4.75	1	72				•	★
PD8V1421DMARKX	HOUSING, 8" (1) 26W DTT, 26/32/42W TTT VERT, 120V DIMMING	080083633029	4.75	1	72				•	★
	8" CFL Commercial Vertical Lamp Housing									
PD8V142E	HOUSING, 8" (1) 26W DTT, 26/32/42W TTT VERT, 120-277V UNV	080083611768	3.379	1	72	•	•	•	•	★
	8" Incandescent Commercial Vertical Lamp Housing									
PD8V120	HOUSING, 8" VERT, E26, 120V	080083611751	4.75	1	72	•	•	•	•	★

★ Indicates ARRA Eligible Product Ⓢ Indicates EISA Compliant Pulse Start Products  Indicates MarketPro Product

Please reference the Cooper Lighting Stock Guide Terms and Conditions page. Pictures are a representation of product categories and may not illustrate the exact skus listed. Product information is subject to change without notice. Consult factory representative for additional information and inventory details. Visit www.cooperlighting.com for more product information.

CATALOG NUMBER	DESCRIPTION	UPC CODE	WEIGHT	CASE QTY	PALLET QTY	IL	CA	NJ	TX	GA
8" Modules										
	8" LED Modules									
PR8M34WDMW	DOWNLIGHT LED MODULE FOR PR8 SERIES, PROVIDES 3000 OR 4000 LUMENS (NOMINAL) DEPENDING ON CONNECTED FRAME TYPE, WIDE DISTRIBUTION LENS	080083772988	1.15	6	360	•	•	•	•	•
PR8M34MDMW	DOWNLIGHT LED MODULE FOR PR8 SERIES, PROVIDES 3000 OR 4000 LUMENS (NOMINAL) DEPENDING ON CONNECTED FRAME TYPE, MED DISTRIBUTION LENS	080083772940	1.15	6	360	•	•	•	•	•
PR8M12WDMW	DOWNLIGHT LED MODULE FOR PR8 SERIES, PROVIDES 1000, 1500 OR 2000 LUMENS (NOMINAL) DEPENDING ON CONNECTED FRAME TYPE, WIDE DIST LENS	080083772964	1.15	6	360	•	•	•	•	•
PR8M12MDMW	DOWNLIGHT LED MODULE FOR PR8 SERIES, PROVIDES 1000, 1500 OR 2000 LUMENS (NOMINAL) DEPENDING ON CONNECTED FRAME TYPE, MED DIST LENS	080083772926	1.15	6	360	•	•	•	•	•
8" Reflectors										
8" CFL Commercial Horizontal Lamp Reflector										
82HC	REFLECTOR, 8" HORZ, OPEN REFLECTOR, SPECULAR CLEAR	080083605309	0.861	6	72	•	•	•	•	•
82HH	REFLECTOR, 8" HORZ, OPEN REFLECTOR, SEMI SPECULAR CLEAR	080083652853	1	1	80	•	•	•	•	★
82HCWF	REFLECTOR, 8" HORZ, OPEN REFLECTOR, SPECULAR CLEAR, WHITE FLANGE	080083652594	0.894	1	80	•	•	•	•	•
82HHWF	REFLECTOR, 8" HORZ, OPEN REFLECTOR, SEMI SPECULAR CLEAR, WHITE FLANGE	080083652587	1.5	1	80	•	•	•	•	★
8" CFL Commercial Horizontal Lamp Wall Wash Reflector										
82HWWC	REFLECTOR, 8" HORIZONTAL, OPEN WALL WASH SPECULAR CLEAR	080083605316	1	1	80	•	•	•	•	★
82HWWCWF	REFLECTOR, 8" HORZ, OPEN WALL WASH SPECULAR CLEAR, WHITE FLANGE	080083652570	1	1	80	•	•	•	•	•
8" Commercial Vertical Lamp Reflector										
80VC	REFLECTOR, 8" VERT, OPEN REFLECTOR, SPECULAR CLEAR	080083605323	0.572	6	48	•	•	•	•	•
80V1GCWF	REFLECTOR, 8" VERT, LENS, PRISMATIC GLASS SPECULAR CLEAR, WHITE FLANGE	080083652624	1	1	80	•	•	•	•	•
80VCWF	REFLECTOR, 8" VERT, OPEN REFLECTOR, SPECULAR CLEAR, WHITE FLANGE	080083652617	1.107	1	80	•	•	•	•	•
80VHWF	REFLECTOR, 8" VERT, OPEN REFLECTOR, SEMI SPECULAR CLEAR, WHITE FLANGE	080083652600	1	1	80	•	•	•	•	★
8" Accessories										
Accessories										
PR8WW	FIELD INSTALLED WALL WASH OPTIC FOR PR8M12 AND PR834 MODULES	080083770861	0.3	1	20	•	•	•	•	•
PR8TH	SEMI-SPECULAR CLEAR TRIM INSERT FOR PR8M12 AND PR8M34 MODULES	080083770908	0.01	6	288	•	•	•	•	•
PR8TC	SPECULAR CLEAR TRIM INSERT FOR PR8M12 AND PR8M34 MODULES	080083770885	0.01	6	288	•	•	•	•	•
PR8WD	WIDE DISTRIBUTION LENS FOR PR8M12 AND PR8M34 MODULES	080083773183	1.15	6	360	•	•	•	•	•
PR8MD	MEDIUM DISTRIBUTION LENS FOR PR8M12 AND PR8M34 MODULES	080083773169	1.15	6	360	•	•	•	•	•

★ Indicates ARRA Eligible Product Ⓜ Indicates EISA Compliant Pulse Start Products  Indicates MarketPro Product

Please reference the Cooper Lighting Stock Guide Terms and Conditions page. Pictures are a representation of product categories and may not illustrate the exact skus listed. Product information is subject to change without notice. Consult factory representative for additional information and inventory details. Visit www.cooperlighting.com for more product information.

CATALOG NUMBER




DESCRIPTION

UPC CODE WEIGHT CASE QTY PALLET QTY IL CA NJ TX GA

Metalux

Recessed Static









Accord Series

	2'x2'	2AC-214T5-UNV-L5835-EBT1-U	LAMP, 2'X2' ACCORD FROSTED ACRYLIC LENS, ELECTRONIC BALLAST, 14T5 W/NORMAL LIGHT OUTPUT & 3500K LAMPS	623961580406	36	1	48		★
	2'x4'	2AC-254T5-UNV-EBT1-U	2 LAMP, 2'X4' ACCORD FROSTED ACRYLIC LENS, ELECTRONIC BALLAST, 54T5 W/NORMAL LIGHT OUTPUT	080083610655	36	1	12		★

ArcLine Series





	2'x2'	22ALNG-LD4-35-UNV-L835-CD1-U	LED, 2'X2' ARCLINE, FROSTED ACRYLIC LENS, 3500 LUMENS, 85 CRI, 3500K, UNV 0-10V DIMMING DRIVER	080083717828	12.5	1	56		
		22ALNG-LD4-25-UNV-L840-CD1-U	LED, 2'X2' ARCLINE, FROSTED ACRYLIC LENS, 2500 LUMENS, 85 CRI, 4000K, UNV 0-10V DIMMING DRIVER	080083718764	12.5	1	56		
		22ALNG-LD4-35-UNV-L840-CD1-U	LED, 2'X2' ARCLINE, FROSTED ACRYLIC LENS, 3500 LUMENS, 85 CRI, 4000K, UNV 0-10V DIMMING DRIVER	080083718788	12.5	1	56		
		22ALNG-LD4-25-R-UNV-L835-CD1-U	LED, 2'X2' ARCLINE, FROSTED ACRYLIC RECTILINEAR LENS, 2500 LUMENS, 85 CRI, 3500K, UNV 0-10V DIMMING DRIVER	080083804320	12.5	1	56		
	2'x4'	24ALNG-LD4-45-UNV-L835-CD1-U	LED, 2'X4' ARCLINE, FROSTED ACRYLIC LENS, 4500 LUMENS, 85 CRI, 3500K, UNV 0-10V DIMMING DRIVER	080083718344	20.5	1	28		
		24ALNG-LD4-55-UNV-L835-CD1-U	LED, 2'X4' ARCLINE, FROSTED ACRYLIC LENS, 5500 LUMENS, 85 CRI, 3500K, UNV 0-10V DIMMING DRIVER	080083718320	20.5	1	28		
		24ALNG-LD4-55-UNV-L840-CD1-U	LED, 2'X4' ARCLINE, FROSTED ACRYLIC LENS, 5500 LUMENS, 85 CRI, 4000K, UNV 0-10V DIMMING DRIVER	080083718337	20.5	1	28		
		24ALNG-LD4-45-R-UNV-L840-CD1-U	LED, 2'X4' ARCLINE, FROSTED ACRYLIC RECTILINEAR LENS, 4500 LUMENS, 85 CRI, 4000K, UNV 0-10V DIMMING DRIVER	080083804283	20.5	1	28		

FR LED Series

	2'x2'	22FR-LD4-32-UNV-L835-CD1-U	PREMIUM LED LUMINAIRE, 2 X 2, 3200 LUMEN, 3500K, 0 TO 10V DIMMING	080083751747	12.5	1	48		
		22FR-LD4-32-UNV-L840-CD1-U	PREMIUM LED LUMINAIRE, 2 X 2, 4000 LUMEN, 3500K, 0 TO 10V DIMMING	080083751754	12.5	1	48		
	2'x4'	24FR-LD4-40-UNV-L840-CD1-U	PREMIUM LED LUMINAIRE, 2 X 4, 4000 LUMEN, 4000K, 0 TO 10V DIMMING	080083751723	23.75	1	28		
		24FR-LD4-65-UNV-L835-CD1-U	PREMIUM LED LUMINAIRE, 2 X 4, 6500 LUMEN, 3500K, 0 TO 10V DIMMING	080083751730	20.5	1	28		
		24FR-LD4-65-UNV-L840-CD1-U	PREMIUM LED LUMINAIRE, 2 X 4, 6500 LUMEN, 4000K, 0 TO 10V DIMMING	080083751761	20.5	1	28		
		24FR-LD4-40-UNV-L835-CD1-U	PREMIUM LED LUMINAIRE, 2 X 4, 4000 LUMEN, 3500K, 0 TO 10V DIMMING	080083751716	20.5	1	28		



★ Indicates ARRA Eligible Product ⓔ Indicates EISA Compliant Pulse Start Products  Indicates MarketPro Product

Please reference the Cooper Lighting Stock Guide Terms and Conditions page. Pictures are a representation of product categories and may not illustrate the exact skus listed. Product information is subject to change without notice. Consult factory representative for additional information and inventory details. Visit www.cooperlighting.com for more product information.

CATALOG NUMBER	DESCRIPTION	UPC CODE	WEIGHT	CASE QTY	PALLET QTY	IL	CA	NJ	TX	GA	
GC8 Series											
	1'x4' Flanged										
	FC8-232A-UNV-EB81-U	2 LAMP, 1'X4' DRYWALL LENSED TROFFER, CEE LISTED ELECTRONIC BALLAST, T8	623961174018	12.071	1	36	●				★
	FC8IC-232A-UNV-EB81-U	2-LAMP, IC RATED, 1'X4' DRYWALL LENSED TROFFER, CEE LISTED ELECTRONIC BALLAST, T8	080083626946	15.8	1	33				●	★
2'x4'											
	2GC8-232A125-UNV-EB81-U	2 LAMP, 2'X4' SPECIFICATION GRADE LENSED TROFFER W/.125 LENS, CEE LISTED ELECTRONIC BALLAST, T8	622696152865	20.5	1	28	●			●	★
	2GC8-332A-UNV-EB81-U	3 LAMP, 2'X4' SPECIFICATION GRADE LENSED TROFFER, CEE LISTED ELECTRONIC BALLAST, T8	662401730094	20.5	1	28	●			●	★
	2GC8-332A125-UNV-EB81-U	3 LAMP, 2'X4' SPECIFICATION GRADE LENSED TROFFER W/.125 LENS, CEE LISTED ELECTRONIC BALLAST, T8	622696380657	20.5	1	28					★
	2GC8-432A-UNV-EB81-U	4 LAMP, 2'X4' SPECIFICATION GRADE LENSED TROFFER, CEE LISTED ELECTRONIC BALLAST, T8	622697823832	20.5	1	24				●	★
GR8 Series											
	2'x2'										
	2GR8-2U6T8A-UNV-EB81-U	2 LAMP, 2'X2' STATIC LENSED TROFFER, CEE LISTED ELECTRONIC BALLAST, T8 U6	623961643842	11.25	1	56	●	●	●	●	★
2'x4'											
	GR8-232A-UNV-EB81-U	2 LAMP, 1'X4' STATIC LENSED TROFFER, CEE LISTED ELECTRONIC BALLAST, T8	662401551330	13.8	1	40	●	●	●	●	★
	2GR8-232A125-UNV-EB81-U	2 LAMP, 2'X4' COMMERCIAL GRADE LENSED TROFFER W/.125 LENS, CEE LISTED ELECTRONIC BALLAST, T8	623961689376	20.5	1	28				●	★
	2GR8-232A-UNV-EB81-U	2 LAMP, 2'X4' STATIC LENSED TROFFER, CEE LISTED ELECTRONIC BALLAST, T8	623961759802	22.5	1	28	●	●	●	●	★
	2GR8-332A125-UNV-EB81-U	3 LAMP, 2'X4' COMMERCIAL GRADE LENSED TROFFER W/.125 LENS, CEE LISTED ELECTRONIC BALLAST, T8	623961689697	20.5	1	24				●	★
	2GR8-332A-UNV-EB81-U	3 LAMP, 2'X4' STATIC LENSED TROFFER, CEE LISTED ELECTRONIC BALLAST, T8	662401286805	20.5	1	28	●	●	●	●	
	2GR8-332A-UNV-EB82-U	3 LAMP, 2'X4' STATIC LENSED TROFFER, CEE LISTED ELECTRONIC BALLAST (2), T8	662401341405	22.5	1	28	●	●	●		★
	2GR8-432A125-UNV-EB81-U	4 LAMP, 2'X4' STATIC LENSED TROFFER, #12.125 THICK ACRYLIC LENS, CEE LISTED ELECTRONIC BALLAST, T8	662401334247	20.5	1	24				●	★
	2GR8-432A-UNV-EB81-U	4 LAMP, 2'X4' STATIC LENSED TROFFER, CEE LISTED ELECTRONIC BALLAST, T8	662401286812	20.5	1	28	●	●	●	●	★
	2GR8-432A-UNV-EB82-U	4 LAMP, 2'X4' STATIC LENSED TROFFER, CEE LISTED ELECTRONIC BALLAST (2), T8	662400102229	22.5	1	24	●	●		●	★


★ Indicates ARRA Eligible Product **E** Indicates EISA Compliant Pulse Start Products **MP** Indicates MarketPro Product

Please reference the Cooper Lighting Stock Guide Terms and Conditions page. Pictures are a representation of product categories and may not illustrate the exact skus listed. Product information is subject to change without notice. Consult factory representative for additional information and inventory details. Visit www.cooperlighting.com for more product information.

CATALOG NUMBER	DESCRIPTION	UPC CODE	WEIGHT	CASE QTY	PALLET QTY	IL	CA	NJ	TX	GA	
GR LED Series											
	2'x2'										
	22GR-LD5-24-F1-UNV-L840-CD1-U	2X2 LED RECESSED TROFFER, 2400 LUMEN, 4000K, 0 TO 10V DRIVER	080083798599	8.27	1	48	•	•			•
	22GR-LD5-32-F1-UNV-L835-CD1-U	LED RECESSED TROFFER, 2 X 2, 3200 LUMEN, 3500K, 0 TO 10V DRIVER	080083798605	12.4	1	56		•	•	•	•
	22GR-LD5-32-F1-UNV-L840-CD1-U	LED RECESSED TROFFER, 2 X 2, 3200 LUMEN, 4000K, 0 TO 10V DRIVER	080083798612	12.4	1	56		•	•	•	•
	22GR-LD5-32-F1-UNV-L850-CD1-U	LED RECESSED TROFFER, 2 X 2, 3200 LUMEN, 5000K, 0 TO 10V DRIVER	080083804863	8.27	1	48	•				
	22GR-LD5-43-F1-UNV-L835-CD1-U	LED RECESSED TROFFER, 2 X 2, 4300 LUMEN, 3500K, 0 TO 10V DRIVER	080083798629	8.27	1	56	•	•			•
	22GR-LD5-43-F1-UNV-L840-CD1-U	2X2 LED RECESSED TROFFER, 4300 LUMEN, 4000K, 0 TO 10V DRIVER	080083798636	12.2	1	56	•	•			•
	22GR-LD5-43-F1-UNV-L850-CD1-U	LED RECESSED TROFFER, 2 X 2, 4300 LUMEN, 5000K, 0 TO 10V DRIVER	080083804870	8.27	1	56	•				
	2'x4'										
	24GR-LD4-64-F1-UNV-L840-CD1-U	LED RECESSED TROFFER, 2 X 4, 6400 LUMEN, 4000K, 0 TO 10V DRIVER	080083718511	20.5	1	28			•		
	24GR-LD5-38-A-UNV-L840-CD1-U	2X4 LED RECESSED TROFFER, 3800 LUMEN, 4000K CCT, 0 TO 10V DIMMING	080083804856	19.9	1	30	•	•	•		•
	24GR-LD5-38-F1-UNV-L835-CD1-U	LED RECESSED TROFFER, 2 X 4, 3800 LUMEN, 3500K, 0 TO 10V DRIVER	080083798650	21	1	28		•			•
	24GR-LD5-38-F1-UNV-L840-CD1-U	2X4 RECESSED LED TROFFER, 3800 LUMEN, 4000K, 0 TO 10V DIM DRIVER	080083798643	13	1	56	•				
	24GR-LD5-38-F1-UNV-L850-CD1-U	LED RECESSED TROFFER, 2 X 4, 3800 LUMEN, 5000K, 0 TO 10V DRIVER	080083804818	13	1	56	•				
	24GR-LD5-48-F1-UNV-L835-CD1-U	LED RECESSED TROFFER, 2 X 4, 4800 LUMEN, 3500K, 0 TO 10V DRIVER	080083798865	20.5	1	28	•	•	•	•	•
	24GR-LD5-48-F1-UNV-L840-CD1-U	LED RECESSED TROFFER, 2 X 4, 4800 LUMEN, 4000K, 0 TO 10V DRIVER	080083797745	20.5	1	28	•	•	•	•	•
	24GR-LD5-48-F1-UNV-L850-CD1-U	LED RECESSED TROFFER, 2 X 4, 4800 LUMEN, 5000K, 0 TO 10V DRIVER	080083804801	20.5	1	28	•				
	24GR-LD5-64-F1-UNV-L835-CD1-U	2X4 LED RECESSED TROFFER, 6400 LUMEN, 3500K, 0 TO 10V DRIVER	080083798889	20.5	1	28		•			
	24GR-LD5-64-F1-UNV-L840-CD1-U	2X4 LED RECESSED TROFFER, 6400 LUMEN, 4000K, 0 TO 10V DRIVER	080083798872	20.5	1	28		•	•	•	•
	24GR-LD5-64-F1-UNV-L850-CD1-U	LED RECESSED TROFFER, 2 X 4, 6400 LUMEN, 5000K, 0 TO 10V DRIVER	080083804825	20.5	1	28	•				
	24GR-LD5-85-F1-UNV-L835-CD1-U	LED RECESSED TROFFER, 2 X 4, 8500 LUMEN, 3500K, 0 TO 10V DRIVER	080083804849	20	1	28	•	•			
	24GR-LD5-85-F1-UNV-L840-CD1-U	LED RECESSED TROFFER, 2 X 4, 8500 LUMEN, 4000K, 0 TO 10V DRIVER	080083804832	20	1	28	•	•			










★ Indicates ARRA Eligible Product Ⓢ Indicates EISA Compliant Pulse Start Products  Indicates MarketPro Product

Please reference the Cooper Lighting Stock Guide Terms and Conditions page. Pictures are a representation of product categories and may not illustrate the exact skus listed. Product information is subject to change without notice. Consult factory representative for additional information and inventory details. Visit www.cooperlighting.com for more product information.

CATALOG NUMBER	DESCRIPTION	UPC CODE	WEIGHT	CASE QTY	PALLET QTY					★			
					IL	CA	NJ	TX	GA				
Encounter Series													
	2'x2' 22EN-LD2-25-UNV-L835-CD1-U	LED, 2'X2' ENCOUNTER, WAVESTREAM, 2500 LUMENS, 85 CRI, 3500K, UNV 0-10V DIMMING DRIVER. AVAILABLE Q1 2016	080083752409	15.2	1	18	•	•	•	•	•	★	
	22EN-LD2-25-UNV-L840-CD1-U	LED, 2'X2' ENCOUNTER, WAVESTREAM, 2500 LUMENS, 85 CRI, 4000K, UNV 0-10V DIMMING DRIVER. AVAILABLE Q1 2016	080083752393	14.8	1	18	•	•	•	•	•	★	
	22EN-LD2-34-UNV-L835-CD1-U	LED, 2'X2' ENCOUNTER, WAVESTREAM, 3400 LUMENS, 85 CRI, 3500K, UNV 0-10V DIMMING DRIVER. AVAILABLE Q1 2016	080083752324	14.6	1	40	•	•	•	•	•	★	
	22EN-LD2-34-UNV-L840-CD1-U	LED, 2'X2' ENCOUNTER, WAVESTREAM, 3400 LUMENS, 85 CRI, 4000K, UNV 0-10V DIMMING DRIVER. AVAILABLE Q1 2016	080083752317	15	1	40	•	•	•	•	•	★	
	22EN-LD2-25HP-UNV-L835-CD1-U	LED, 2'X2' ENCOUNTER HP, WAVESTREAM, 2500 LUMENS, 85 CRI, 3500K, UNV 0-10V DIMMING DRIVER, HIGH PERFORMANCE	080083802425	14	1	18					•	★	
	22EN-LD2-25HP-UNV-L840-CD1-U	LED, 2'X2' ENCOUNTER HP, WAVESTREAM, 2500 LUMENS, 85 CRI, 4000K, UNV 0-10V DIMMING DRIVER, HIGH PERFORMANCE	080083802418	14	1	18					•	★	
	22EN-LD2-34HP-UNV-L835-CD1-U	LED, 2'X2' ENCOUNTER HP, WAVESTREAM, 3400 LUMENS, 85 CRI, 3500K, UNV 0-10V DIMMING DRIVER, HIGH PERFORMANCE	080083802449	14	1	18					•	★	
	22EN-LD2-34HP-UNV-L840-CD1-U	LED, 2'X2' ENCOUNTER HP, WAVESTREAM, 3400 LUMENS, 85 CRI, 4000K, UNV 0-10V DIMMING DRIVER, HIGH PERFORMANCE	080083802432	14	1	18					•	★	
	2'x4' 24EN-LD2-45-UNV-L835-CD1-U	LED, 2'X4' ENCOUNTER, WAVESTREAM, 4500 LUMENS, 85 CRI, 3500K, UNV 0-10V DIMMING DRIVER. AVAILABLE Q1 2016	080083752225	28	1	9	•	•	•	•	•	★	
	24EN-LD2-45-UNV-L840-CD1-U	LED, 2'X4' ENCOUNTER, WAVESTREAM, 4500 LUMENS, 85 CRI, 4000K, UNV 0-10V DIMMING DRIVER. AVAILABLE Q1 2016	080083752218	28	1	9	•	•	•	•	•	★	
	24EN-LD2-54-UNV-L835-CD1-U	LED, 2'X4' ENCOUNTER, WAVESTREAM, 5400 LUMENS, 85 CRI, 3500K, UNV 0-10V DIMMING DRIVER. AVAILABLE Q1 2016	080083753444	28	1	9	•	•	•	•	•	★	
	24EN-LD2-54-UNV-L840-CD1-U	LED, 2'X4' ENCOUNTER, WAVESTREAM, 5400 LUMENS, 85 CRI, 4000K, UNV 0-10V DIMMING DRIVER. AVAILABLE Q1 2016	080083753437	25.4	1	20	•	•	•	•	•	★	
	24EN-LD2-67-UNV-L835-CD1-U	LED, 2'X4' ENCOUNTER, WAVESTREAM, 6700 LUMENS, 85 CRI, 3500K, UNV 0-10V DIMMING DRIVER. AVAILABLE Q1 2016	080083752157	28	1	9	•	•	•	•	•	★	
	24EN-LD2-67-UNV-L840-CD1-U	LED, 2'X4' ENCOUNTER, WAVESTREAM, 6700 LUMENS, 85 CRI, 4000K, UNV 0-10V DIMMING DRIVER. AVAILABLE Q1 2016	080083753420	28	1	9	•	•	•	•	•	★	
	24EN-LD2-45HP-UNV-L835-CD1-U	LED, 2'X4' ENCOUNTER HP, WAVESTREAM, 4500 LUMENS, 85 CRI, 3500K, UNV 0-10V DIMMING DRIVER, HIGH PERFORMANCE	080083802401	28	1	9					•	★	
	24EN-LD2-54HP-UNV-L835-CD1-U	LED, 2'X4' ENCOUNTER HP, WAVESTREAM, 5400 LUMENS, 85 CRI, 3500K, UNV 0-10V DIMMING DRIVER, HIGH PERFORMANCE	080083802388	28	1	9					•	★	
	24EN-LD2-54HP-UNV-L840-CD1-U	LED, 2'X4' ENCOUNTER HP, WAVESTREAM, 5400 LUMENS, 85 CRI, 4000K, UNV 0-10V DIMMING DRIVER, HIGH PERFORMANCE	080083802371	28	1	9					•	★	
	24EN-LD2-67HP-UNV-L835-CD1-U	LED, 2'X4' ENCOUNTER HP, WAVESTREAM, 6700 LUMENS, 85 CRI, 3500K, UNV 0-10V DIMMING DRIVER, HIGH PERFORMANCE	080083804269	28	1	9					•	★	
24EN-LD2-67HP-UNV-L840-CD1-U	LED, 2'X4' ENCOUNTER HP, WAVESTREAM, 6700 LUMENS, 85 CRI, 4000K, UNV 0-10V DIMMING DRIVER, HIGH PERFORMANCE	080083802456	28	1	9					•	★		

★ Indicates ARRA Eligible Product ⓔ Indicates EISA Compliant Pulse Start Products  Indicates MarketPro Product

Please reference the Cooper Lighting Stock Guide Terms and Conditions page. Pictures are a representation of product categories and may not illustrate the exact skus listed. Product information is subject to change without notice. Consult factory representative for additional information and inventory details. Visit www.cooperlighting.com for more product information.

CATALOG NUMBER	DESCRIPTION	UPC CODE	WEIGHT	CASE		PALLET					
				QTY	QTY	IL	CA	NJ	TX	GA	
SkyRidge Series											
	2'x2' 22SR-LD2-20-C-UNV-L835-CD1-U	LED, 2'X2' SKYRIDGE, WAVESTREAM, 2000 LUMENS, 85 CRI, 3500K, UNV 0-10V DIMMING DRIVER	080083752638	14.6	1	32	●	●	●	●	★
	22SR-LD2-20-C-UNV-L840-CD1-U	LED, 2'X2' SKYRIDGE, WAVESTREAM, 2000 LUMENS, 85 CRI, 4000K, UNV 0-10V DIMMING DRIVER	080083752621	14	1	16	●	●	●	●	★
	22SR-LD2-29-C-UNV-L835-CD1-U	LED, 2'X2' SKYRIDGE, WAVESTREAM, 2900 LUMENS, 85 CRI, 3500K, UNV 0-10V DIMMING DRIVER. AVAILABLE Q1 2016	080083752584	14	1	16	●	●	●	●	★ 
	22SR-LD2-29-C-UNV-L840-CD1-U	LED, 2'X2' SKYRIDGE, WAVESTREAM, 2900 LUMENS, 85 CRI, 4000K, UNV 0-10V DIMMING DRIVER. AVAILABLE Q1 2016	080083752577	14	1	16	●	●	●	●	★ 
	2'x4' 24SR-LD2-39-C-UNV-L835-CD1-U	LED, 2'X4' SKYRIDGE, WAVESTREAM, 3900 LUMENS, 85 CRI, 3500K, UNV 0-10V DIMMING DRIVER. AVAILABLE Q1 2016	080083753468	28	1	8	●	●	●	●	★ 
	24SR-LD2-39-C-UNV-L840-CD1-U	LED, 2'X4' SKYRIDGE, WAVESTREAM, 3900 LUMENS, 85 CRI, 4000K, UNV 0-10V DIMMING DRIVER. AVAILABLE Q1 2016	080083752522	24.2	1	8	●	●	●	●	★ 
	24SR-LD2-48-C-UNV-L835-CD1-U	LED, 2'X4' SKYRIDGE, WAVESTREAM, 4800 LUMENS, 85 CRI, 3500K, UNV 0-10V DIMMING DRIVER. AVAILABLE Q1 2016	080083752492	24	1	4	●	●	●	●	★ 
	24SR-LD2-48-C-UNV-L840-CD1-U	LED, 2'X4' SKYRIDGE, WAVESTREAM, 4800 LUMENS, 85 CRI, 4000K, UNV 0-10V DIMMING DRIVER. AVAILABLE Q1 2016	080083752485	28	1	8	●	●	●	●	★ 
	SkyRidge Accessories										
	STK-2-PL-10PK	2' SKYTRIM, PEARL, 10 PACK	080083713677	1.5	12	180	●	●	●	●	★
STK-4-PL-10PK	4' SKYTRIM, PEARL, 10 PACK	080083715169	1.5	12	180	●	●	●	●	★	

★ Indicates ARRA Eligible Product Ⓜ Indicates EISA Compliant Pulse Start Products  Indicates MarketPro Product

Please reference the Cooper Lighting Stock Guide Terms and Conditions page. Pictures are a representation of product categories and may not illustrate the exact skus listed. Product information is subject to change without notice. Consult factory representative for additional information and inventory details. Visit www.cooperlighting.com for more product information.

CATALOG NUMBER

DESCRIPTION





UPC CODE WEIGHT CASE QTY PALLET QTY IL CA NJ TX GA

Recessed Direct / Indirect

Cruze Series










2'x2' LED

CATALOG NUMBER	DESCRIPTION	UPC CODE	WEIGHT	CASE QTY	PALLET QTY	IL	CA	NJ	TX	GA	
22CZ-LD5-24-UNV-L835-CD1-U	LED, 2'X2' CRUZE, RIBBED FROSTED ACRYLIC LENS, 2400 LUMENS, 85 CRI, 3500K, UNV 0-10V DIMMING DRIVER	080083796496	12.5	1	48	•	•	•	•	•	
22CZ-LD5-24-UNV-L840-CD1-U	LED, 2'X2' CRUZE, RIBBED FROSTED ACRYLIC LENS, 2400 LUMENS, 85 CRI, 4000K, UNV 0-10V DIMMING DRIVER	080083789368	12.5	1	48	•	•	•	•	•	
22CZ-LD5-34-UNV-L835-CD1-U	2X2 LED CRUZE, RIBBED FROSTED ACRYLIC LENS, 3400 LUMENS, 85 CRI, 3500K, UNV 0-10V DIMMING DRIVER	080083796502	12.5	1	56	•	•	•	•	•	
22CZ-LD5-34-UNV-L840-CD1-U	LED, 2'X2' CRUZE, RIBBED FROSTED ACRYLIC LENS, 3400 LUMENS, 85 CRI, 4000K, AND UNV 0-10V DIMMING DRIVER	080083796489	16	1	56	•	•	•	•	•	
22CZ-LD5-20SE-UNV-L835-CD1-U	LED, 2'X2' CRUZE SE, RIBBED FROSTED ACRYLIC LENS, 2000 LUMENS, 85 CRI, 3500K, UNV 0-10V DIMMING DRIVER	080083789740	12.5	1	48	•	•	•	•	•	
22CZ-LD5-20SE-UNV-L840-CD1-U	LED, 2'X2' CRUZE SE, RIBBED FROSTED ACRYLIC LENS, 2000 LUMENS, 85 CRI, 4000K, UNV 0-10V DIMMING DRIVER	080083789726	12.5	1	48	•	•	•	•	•	
22CZ-LD5-24SE-UNV-L835-CD1-U	2X2 LED CRUZE, RIBBED FROSTED ACRYLIC LENS, 2400 LUMENS, SE, 85 CRI, 3500K, UNV 0-10V DIMMING DRIVER	080083795031	12.5	1	48	•	•	•	•	•	
22CZ-LD5-24SE-UNV-L840-CD1-U	LED, 2'X2' CRUZE, RIBBED FROSTED ACRYLIC LENS, 2400 LUMENS, SE, 85 CRI, 4000K, UNV 0-10V DIMMING DRIVER	080083795024	15.8	1	48	•	•	•	•	•	
22CZ-LD5-32SE-UNV-L835-CD1-U	LED, 2'X2' CRUZE SE, RIBBED FROSTED ACRYLIC LENS, 3200 LUMENS, 85 CRI, 3500K, UNV 0-10V DIMMING DRIVER	080083794997	12.5	1	48	•	•	•	•	•	
22CZ-LD5-32SE-UNV-L840-CD1-U	LED, 2'X2' CRUZE, RIBBED FROSTED ACRYLIC LENS, 3200 LUMENS, SE, 85 CRI, 4000K, UNV 0-10V DIMMING DRIVER	080083794980	12.5	1	48	•	•	•	•	•	
22CZ-LD5-39SE-UNV-L835-CD1-U	LED, 2'X2' CRUZE SE, RIBBED FROSTED ACRYLIC LENS, 3900 LUMENS, 85 CRI, 3500K, UNV 0-10V DIMMING DRIVER	080083789719	12.5	1	48	•	•	•	•	•	
22CZ-LD5-39SE-UNV-L840-CD1-U	LED, 2'X2' CRUZE SE, RIBBED FROSTED ACRYLIC LENS, 3900 LUMENS, 85 CRI, 4000K, UNV 0-10V DIMMING DRIVER	080083789702	12.5	1	48	•	•	•	•	•	
22CZ-LD5-44SE-UNV-L835-CD1-U	LED, 2'X2' CRUZE SE, RIBBED FROSTED ACRYLIC LENS, 4400 LUMENS, 85 CRI, 3500K, UNV 0-10V DIMMING DRIVER	080083789696	12.5	1	48	•	•	•	•	•	
22CZ-LD5-44SE-UNV-L840-CD1-U	LED, 2'X2' CRUZE SE, RIBBED FROSTED ACRYLIC LENS, 4400 LUMENS, 85 CRI, 4000K, UNV 0-10V DIMMING DRIVER	080083789689	12.5	1	48	•	•	•	•	•	









★ Indicates ARRA Eligible Product Ⓢ Indicates EISA Compliant Pulse Start Products  Indicates MarketPro Product

Please reference the Cooper Lighting Stock Guide Terms and Conditions page. Pictures are a representation of product categories and may not illustrate the exact skus listed. Product information is subject to change without notice. Consult factory representative for additional information and inventory details. Visit www.cooperlighting.com for more product information.

CATALOG NUMBER	DESCRIPTION	UPC CODE	WEIGHT	CASE QTY	PALLET QTY						
					IL	CA	NJ	TX	GA		
 2'x4' LED											
24CZ-LD5-40-UNV-L835-CD1-U	2X4 LED CRUZE, RIBBED FROSTED ACRYLIC LENS, 4000 LUMENS, 85 CRI, 3500K, UNV 0-10V DIMMING DRIVER	080083793792	20.5	1	28	•	•	•	•	•	
24CZ-LD5-40-UNV-L840-CD1-U	LED, 2'X4' CRUZE, RIBBED FROSTED ACRYLIC LENS, 4000 LUMENS, 85 CRI, 4000K, AND UNV 0-10V DIMMING DRIVER	080083793785	27.5	1	28	•	•	•	•	•	
24CZ-LD5-50-UNV-L835-CD1-U	LED, 2'X4' CRUZE, RIBBED FROSTED ACRYLIC LENS, 5000 LUMENS, 85 CRI, 3500K, UNV 0-10V DIMMING DRIVER	080083793778	27.9	1	28	•	•	•	•	•	
24CZ-LD5-50-UNV-L840-CD1-U	LED, 2'X4' CRUZE, RIBBED FROSTED ACRYLIC LENS, 5000 LUMENS, 85 CRI, 4000K, AND UNV 0-10V DIMMING DRIVER	080083793761	20.5	1	28	•	•	•	•	•	
24CZ-LD5-30SE-UNV-L835-CD1-U	LED, 2'X2' CRUZE SE, RIBBED FROSTED ACRYLIC LENS, 3000 LUMENS, 85 CRI, 3500K, UNV 0-10V DIMMING DRIVER	080083789672	20.5	1	28	•	•	•	•	•	
24CZ-LD5-30SE-UNV-L840-CD1-U	LED, 2'X2' CRUZE SE, RIBBED FROSTED ACRYLIC LENS, 3000 LUMENS, 85 CRI, 4000K, UNV 0-10V DIMMING DRIVER	080083789665	20.5	1	28	•	•	•	•	•	
24CZ-LD5-35SE-UNV-L835-CD1-U	LED, 2'X2' CRUZE SE, RIBBED FROSTED ACRYLIC LENS, 3500 LUMENS, 85 CRI, 3500K, UNV 0-10V DIMMING DRIVER	080083789658	20.5	1	28	•	•	•	•	•	
24CZ-LD5-35SE-UNV-L840-CD1-U	LED, 2'X2' CRUZE SE, RIBBED FROSTED ACRYLIC LENS, 3500 LUMENS, 85 CRI, 4000K, UNV 0-10V DIMMING DRIVER	080083789641	20.5	1	28	•	•	•	•	•	
24CZ-LD5-40SE-UNV-L835-CD1-U	LED, 2'X2' CRUZE SE, RIBBED FROSTED ACRYLIC LENS, 4000 LUMENS, 85 CRI, 3500K, UNV 0-10V DIMMING DRIVER	080083786473	20.5	1	28	•	•	•	•	•	
24CZ-LD5-40SE-UNV-L840-CD1-U	LED, 2'X2' CRUZE SE, RIBBED FROSTED ACRYLIC LENS, 4000 LUMENS, 85 CRI, 4000K, UNV 0-10V DIMMING DRIVER	080083787265	20.5	1	28	•	•	•	•	•	
24CZ-LD5-45SE-UNV-L835-CD1-U	LED, 2'X2' CRUZE SE, RIBBED FROSTED ACRYLIC LENS, 4500 LUMENS, 85 CRI, 3500K, UNV 0-10V DIMMING DRIVER	080083789634	20.5	1	28	•	•	•	•	•	
24CZ-LD5-45SE-UNV-L840-CD1-U	LED, 2'X2' CRUZE SE, RIBBED FROSTED ACRYLIC LENS, 4500 LUMENS, 85 CRI, 4000K, UNV 0-10V DIMMING DRIVER	080083789627	20.5	1	28	•	•	•	•	•	
24CZ-LD5-50SE-UNV-L835-CD1-U	LED, 2'X2' CRUZE SE, RIBBED FROSTED ACRYLIC LENS, 5000 LUMENS, 85 CRI, 3500K, UNV 0-10V DIMMING DRIVER	080083791477	20.5	1	28	•	•	•	•	•	
24CZ-LD5-50SE-UNV-L840-CD1-U	2X4 LED CRUZE, RIBBED FROSTED ACRYLIC LENS, 5000 LUMENS, SE, 85 CRI, 4000K, UNV 0-10V DIMMING DRIVER	080083791460	20.5	1	28	•	•	•	•	•	

★ Indicates ARRA Eligible Product ⓔ Indicates EISA Compliant Pulse Start Products  Indicates MarketPro Product

Please reference the Cooper Lighting Stock Guide Terms and Conditions page. Pictures are a representation of product categories and may not illustrate the exact skus listed. Product information is subject to change without notice. Consult factory representative for additional information and inventory details. Visit www.cooperlighting.com for more product information.

CATALOG NUMBER	DESCRIPTION	UPC CODE	WEIGHT	CASE QTY	PALLET QTY	IL	CA	NJ	TX	GA	
Cruze Retrofit Kit											
	2'x2' LED										
22CZRK-LD4-24-UNV-L835-CD1-U	2X2 LED CRUZE RETROFIT KIT, RIBBED FROSTED ACRYLIC LENS, 2400 LUMENS, 85 CRI, 3500K, AND UNV 0-10V DIMMING DRIVER	080083771318	14.8	1	72	•	•	•	•	•	
22CZRK-LD4-24-UNV-L840-CD1-U	2X2 LED CRUZE RETROFIT KIT, RIBBED FROSTED ACRYLIC LENS, 2400 LUMENS, 85 CRI, 4000K, AND UNV 0-10V DIMMING DRIVER	080083771325	14.8	1	72	•	•	•	•	•	
22CZRK-LD4-34-UNV-L835-CD1-U	2X2 LED CRUZE RETROFIT KIT, RIBBED FROSTED ACRYLIC LENS, 3400 LUMENS, 85 CRI, 3500K, AND UNV 0-10V DIMMING DRIVER	080083771349	14.8	1	72	•	•	•	•	•	
22CZRK-LD4-34-UNV-L840-CD1-U	2X2 LED CRUZE RETROFIT KIT, RIBBED FROSTED ACRYLIC LENS, 3400 LUMENS, 85 CRI, 4000K, AND UNV 0-10V DIMMING DRIVER	080083771356	14.8	1	72	•	•	•	•	•	
22CZRK-LD4-34HP-UNV-L835-CD1-U	2X2 LED CRUZE RETROFIT KIT, RIBBED FROSTED ACRYLIC LENS, 3400 LUMENS, 85 CRI, 3500K, AND UNV 0-10V DIMMING DRIVER - HIGH PERFORMANCE	080083777280	14.8	1	36	•	•	•	•	•	
22CZRK-LD4-34HP-UNV-L840-CD1-U	2X2 LED CRUZE RETROFIT KIT, RIBBED FROSTED ACRYLIC LENS, 3400 LUMENS, 85 CRI, 4000K, AND UNV 0-10V DIMMING DRIVER - HIGH PERFORMANCE	080083777297	14.8	1	36	•	•	•	•	•	
	2'x4' LED										
24CZRK-LD4-40-UNV-L835-CD1-U	LED, 2'X4' CRUZE RETROFIT KIT, RIBBED FROSTED ACRYLIC LENS, 4000 LUMENS, 85 CRI, 3500K, UNV 0-10V DIMMING DRIVER	080083771363	20.7	1	22	•	•	•	•	•	
24CZRK-LD4-40-UNV-L840-CD1-U	LED, 2'X4' CRUZE RETROFIT KIT, RIBBED FROSTED ACRYLIC LENS, 4000 LUMENS, 85 CRI, 4000K, UNV 0-10V DIMMING DRIVER	080083771370	20.7	1	22						
24CZRK-LD4-50-UNV-L835-CD1-U	2X4 LED CRUZE RETROFIT KIT, RIBBED FROSTED ACRYLIC LENS, 5000 LUMENS, 85 CRI, 3500K, AND UNV 0-10V DIMMING DRIVER	080083771387	20.7	1	22	•	•	•	•	•	
24CZRK-LD4-50-UNV-L840-CD1-U	2X4 LED CRUZE RETROFIT KIT, RIBBED FROSTED ACRYLIC LENS, 5000 LUMENS, 85 CRI, 4000K, AND UNV 0-10V DIMMING DRIVER	080083771394	20.7	1	22	•	•	•	•	•	
24CZRK-LD4-40HP-UNV-L835-CD1-U	2X4 LED CRUZE RETROFIT KIT, RIBBED FROSTED ACRYLIC LENS, 4000 LUMENS, 85 CRI, 3500K, AND UNV 0-10V DIMMING DRIVER - HIGH PERFORMANCE	080083777303	20.7	1	22	•	•	•	•	•	
24CZRK-LD4-40HP-UNV-L840-CD1-U	2X4 LED CRUZE RETROFIT KIT, RIBBED FROSTED ACRYLIC LENS, 4000 LUMENS, 85 CRI, 4000K, AND UNV 0-10V DIMMING DRIVER - HIGH PERFORMANCE	080083777310	20.7	1	22	•	•	•	•	•	
24CZRK-LD4-50HP-UNV-L835-CD1-U	2X4 LED CRUZE RETROFIT KIT, RIBBED FROSTED ACRYLIC LENS, 5000 LUMENS, 85 CRI, 3500K, AND UNV 0-10V DIMMING DRIVER - HIGH PERFORMANCE	080083777327	20.7	1	22	•	•	•	•	•	
24CZRK-LD4-50HP-UNV-L840-CD1-U	LED, 2'X4' CRUZE RETROFIT KIT, RIBBED FROSTED ACRYLIC LENS, 5000 LUMENS, 85 CRI, 4000K, AND UNV 0-10V DIMMING DRIVER - HIGH PERFORMANCE	080083777334	20.7	1	22						
RDI Ovation Series											
	2'x2' - Center Mount										
2RDI-217RP-UNV-EB81-U	2 LAMP, 2'X2' ROUND PERFORATED LAMP SHIELDS, CENTER MOUNT, CEE LISTED ELECTRONIC BALLAST, T8	622696299461	14.2	1	28	•	•	•	•	•	★
2RDI-317RP-UNV-EB81-U	3 LAMP, 2'X2' ROUND PERFORATED LAMP SHIELDS, CENTER MOUNT, CEE LISTED ELECTRONIC BALLAST, T8	662401814206	5.706	1	28						★
	2'x4' - Center Mount										
2RDI-228T5RP-UNV-EBT1-U	2 LAMP, 2'X4' ROUND PERFORATED LAMP SHIELD, CENTER MOUNT, CEE LISTED ELECTRONIC BALLAST, T5	622697241193	23.36	1	14	•	•	•	•	•	★
2RDI-232RP-UNV-EB81-U	2 LAMP, 2'X4' ROUND PERFORATED LAMP SHIELD, CENTER MOUNT, CEE LISTED ELECTRONIC BALLAST, T8	622696409877	36	1	8	•	•	•	•	•	★
2RDI-332RP-UNV-EB81-U	3 LAMP, 2'X4' ROUND PERFORATED LAMP SHIELD, CENTER MOUNT, CEE LISTED ELECTRONIC BALLAST, T8	662401732708	36	1	16						★




★ Indicates ARRA Eligible Product ⓔ Indicates EISA Compliant Pulse Start Products  Indicates MarketPro Product

Please reference the Cooper Lighting Stock Guide Terms and Conditions page. Pictures are a representation of product categories and may not illustrate the exact skus listed. Product information is subject to change without notice. Consult factory representative for additional information and inventory details. Visit www.cooperlighting.com for more product information.

CATALOG NUMBER	DESCRIPTION	UPC CODE	WEIGHT	CASE PALLET					
				QTY	QTY	IL	CA	NJ	TX
Recessed FP									
1x4									
14FP3830C9	LED, 1'X4' RECESSED PANEL, 3800 LUMEN, 3000K, 90 CRI, 0-10V CONTINUOUS DIMMING DRIVER	080083801824	12.41	1	34	●	●	●	●
14FP4235C	LED, 1'X4' RECESSED PANEL, 4200 LUMEN, 3500K, 80 CRI, 0-10V CONTINUOUS DIMMING DRIVER	080083801800	12.41	1	34	●	●	●	●
14FP4240C	LED, 1'X4' RECESSED PANEL, 4200 LUMEN, 4000K, 80 CRI, 0-10V CONTINUOUS DIMMING DRIVER	080083801763	12.41	1	34	●	●	●	●
14FP4250C	LED, 1'X4' RECESSED PANEL, 4200 LUMEN, 5000K, 80 CRI, 0-10V CONTINUOUS DIMMING DRIVER	080083801787	12.41	1	34	●	●	●	●
FPSURF14	1X4 FP SURFACE MOUNT KIT	080083802708	2.63	10	20	●	●	●	●
2x2									
22FP2830C9	LED, 2'X2' RECESSED PANEL, 2800 LUMEN, 3000K, 90 CRI, 0-10V CONTINUOUS DIMMING DRIVER	080083801886	11.81	1	34	●	●	●	●
22FP3235C	LED, 2'X2' RECESSED PANEL, 3200 LUMEN, 3500K, 80 CRI, 0-10V CONTINUOUS DIMMING DRIVER	080083801749	11.81	1	34	●	●	●	●
22FP3240C	LED, 2'X2' RECESSED PANEL, 3200 LUMEN, 4000K, 80 CRI, 0-10V CONTINUOUS DIMMING DRIVER	080083801725	11.81	1	34	●	●	●	●
22FP3250C	LED, 2'X2' RECESSED PANEL, 3200 LUMEN, 5000K, 80 CRI, 0-10V CONTINUOUS DIMMING DRIVER	080083801862	11.81	1	34	●	●	●	●
22FP3830C9	LED, 2'X2' RECESSED PANEL, 3800 LUMEN, 3000K, 90 CRI, 0-10V CONTINUOUS DIMMING DRIVER	080083801848	11.81	1	34	●	●	●	●
22FP4235C	LED, 2'X2' RECESSED PANEL, 4200 LUMEN, 3500K, 80 CRI, 0-10V CONTINUOUS DIMMING DRIVER	080083801565	11.81	1	34	●	●	●	●
22FP4240C	LED, 2'X2' RECESSED PANEL, 4200 LUMEN, 4000K, 80 CRI, 0-10V CONTINUOUS DIMMING DRIVER	080083801688	11.81	1	34	●	●	●	●
22FP4250C	LED, 2'X2' RECESSED PANEL, 4200 LUMEN, 5000K, 80 CRI, 0-10V CONTINUOUS DIMMING DRIVER	080083801701	11.81	1	34	●	●	●	●
FPSURF22	2X2 FP SURFACE MOUNT KIT	080083802722	2.21	10	40	●	●	●	●
FPSUS2	2X2 FP SUSPENSION KIT	080083802784	0.75	20	800	●	●	●	●
2x4									
24FP3830C9	LED, 2'X4' RECESSED PANEL, 3800 LUMEN, 3000K, 90 CRI, 0-10V CONTINUOUS DIMMING DRIVER	080083801909	21.84	1	17	●	●	●	●
24FP4735C	LED, 2'X4' RECESSED PANEL, 4700 LUMEN, 3500K, 80 CRI, 0-10V CONTINUOUS DIMMING DRIVER	080083801466	21.84	1	17	●	●	●	●
24FP4740C	LED, 2'X4' RECESSED PANEL, 4700 LUMEN, 4000K, 80 CRI, 0-10V CONTINUOUS DIMMING DRIVER	080083801480	21.84	1	17	●	●	●	●
24FP4750C	LED, 2'X4' RECESSED PANEL, 4700 LUMEN, 5000K, 80 CRI, 0-10V CONTINUOUS DIMMING DRIVER	080083801503	21.84	1	17	●	●	●	●
24FP5830C9	LED, 2'X4' RECESSED PANEL, 5800 LUMEN, 3000K, 90 CRI, 0-10V CONTINUOUS DIMMING DRIVER	080083801923	21.84	1	17	●	●	●	●
24FP6435C	LED, 2'X4' RECESSED PANEL, 6400 LUMEN, 3500K, 80 CRI, 0-10V CONTINUOUS DIMMING DRIVER	080083801527	21.84	1	17	●	●	●	●
24FP6440C	LED, 2'X4' RECESSED PANEL, 6400 LUMEN, 4000K, 80 CRI, 0-10V CONTINUOUS DIMMING DRIVER	080083801541	21.84	1	17	●	●	●	●
24FP6450C	LED, 2'X4' RECESSED PANEL, 6400 LUMEN, 5000K, 80 CRI, 0-10V CONTINUOUS DIMMING DRIVER	080083800704	21.84	1	17	●	●	●	●
FPSURF24	2X4 FP SURFACE MOUNT KIT	080083802746	3.04	10	150	●	●	●	●

★ Indicates ARRA Eligible Product Ⓢ Indicates EISA Compliant Pulse Start Products  Indicates MarketPro Product

Please reference the Cooper Lighting Stock Guide Terms and Conditions page. Pictures are a representation of product categories and may not illustrate the exact skus listed. Product information is subject to change without notice. Consult factory representative for additional information and inventory details. Visit www.cooperlighting.com for more product information.

CATALOG NUMBER	DESCRIPTION	UPC CODE	WEIGHT	CASE		PALLET				
				QTY	QTY	IL	CA	NJ	TX	GA
RTC										
	1x4									
	14RTC3440	1X4, 3400 LUMENS, 4000K, 80 CRI (MIN), 0-10V DIMMING TO 5 PCT	080083802579	10.2	1	36	•	•	•	•
	14RTC3435	1X4, 3400 LUMENS, 3500K, 80 CRI (MIN), 0-10V DIMMING TO 5 PCT	080083802562	10.2	1	24	•	•	•	•
	2x2									
	22RTC3435	2X2, 3400 LUMENS, 3500K, 80 CRI (MIN), 0-10V DIMMING TO 5 PCT	080083802586	11	1	24	•	•	•	•
	22RTC3440	2X2, 3400 LUMENS, 4000K, 80 CRI (MIN), 0-10V DIMMING TO 5 PCT	080083802593	11	1	24	•	•	•	•
	22RTC4835	2X2, 4800 LUMENS, 3500K, 80 CRI (MIN), 0-10V DIMMING TO 5 PCT	080083802609	11	1	24	•	•	•	•
	22RTC4840	2X4, 4800 LUMENS, 4000K, 80 CRI (MIN), 0-10V DIMMING TO 5 PCT	080083802616	11	1	24	•	•	•	•
	2x4									
	24RTC4835	2X4, 4800 LUMENS, 3500K, 80 CRI (MIN), 0-10V DIMMING TO 5 PCT	080083802623	17.42	1	12	•	•	•	•
	24RTC4840	2X4 LED TROFFER, 4800 LUMENS, 4000K, 80 CRI (MIN), 0-10V DIMMING TO 5 PCT	080083802630	17.42	1	12	•	•	•	•
	24RTC6835	2X4, 6800 LUMENS, 3500K, 80 CRI (MIN), 0-10V DIMMING TO 5 PCT	080083802647	17.42	1	12	•	•	•	•
	24RTC6840	2X4, 6800 LUMENS, 4000K, 80 CRI (MIN), 0-10V DIMMING TO 5 PCT	080083802654	17.42	1	12	•	•	•	•

Accessory

Accessory

A12-100-22GP-U	2'X2' #12 LENS FOR G, GR8, GC & GC8 SERIES	662400106357	1.526	5	300	•	•	•	•	•	★
A12-100-242G-U	2'X4' #12 LENS FOR G, GR8, GC & GC8 SERIES	662400106227	2.151	10	200	•	•	•	•	•	★
A12-125-24GC-U	2'X4' #12 .125 LENS FOR G, GR8, GC & GC8 SERIES	662400230144	2.8	200	200	•	•	•	•	•	★
EQ-CLIP-U	T-BAR SAFETY CLIP FOR TROFFERS AND OVATION SERIES - ORDER 4 PER FIXTURE	662400107194	0.011	4000	80000	•	•	•	•	•	★
FCS-22W-U	2'X2' WHITE STEEL FLANGE KIT FOR G, GR8, GC8, GR5	662400105978	3.867	1	418	•	•	•	•	•	★
FCS-24W-U	2'X4' WHITE STEEL FLANGE KIT, FOR 2G, 2GR8, 2GC8 & 2GR5 SERIES	662400105985	2.806	1	418	•	•	•	•	•	★
FCTKA-22W-U	2'X2' WHITE STEEL FLANGE KIT FOR 2GR8, 2GC8 & 2GR5 SERIES	080083617166	2.1	1	1	•	•	•	•	•	★
FCTKA-24W-U	2'X4' WHITE STEEL FLANGE KIT FOR 2GR8, 2GC8 & 2GR5 SERIES	080083608423	2.635	1	200	•	•	•	•	•	★
2GR8-4-A-W/SPGL-FRM	2'X4' REPLACEMENT FRAME & LENS FOR 2G & 2GR8 SERIES	622697133917	4.4	6	48	•	•	•	•	•	★
T3A-END-E.Q.BRACKET-PARTS-BAG	EQ CLIPS FOR USE ON FIXTURE ENDS. INCLUDES FOUR SCREWS AND BRACKETS.	662400107279	0.154	24	1536	•	•	•	•	•	★

Surface SWLED

LED

4SWLED-LD4-40SL-LW-UNV-L840-CD1-SVPD2-U	4 FT., LINEAR LED LUMINAIRE, 4000 LUMENS, 4000K, 0 - 10V DIMMABLE DRIVER	080083770304	17.8	1	28	•	•	•	•	•	★
-----------------------------------------	--------------------------------------------------------------------------	--------------	------	---	----	---	---	---	---	---	---

Surface Mount Kit



2'x2'											
SK-22-W/S	2' X 2' UNIVERSAL SURFACE MOUNT KIT, SHALLOW	080083719402	12.4	1	16	•	•	•	•	•	★
SK-22-W/T	2' X 2' UNIVERSAL SURFACE MOUNT KIT, TALL	080083719396	14.1	1	14	•	•	•	•	•	★



2'x4'											
SK-24-W/S	2' X 4' UNIVERSAL SURFACE MOUNT KIT, SHALLOW	080083719389	21.3	1	7	•	•	•	•	•	★
SK-24-W/T	2' X 4' UNIVERSAL SURFACE MOUNT KIT, TALL	080083719372	23.9	1	7	•	•	•	•	•	★

★ Indicates ARRA Eligible Product Ⓢ Indicates EISA Compliant Pulse Start Products  Indicates MarketPro Product

Please reference the Cooper Lighting Stock Guide Terms and Conditions page. Pictures are a representation of product categories and may not illustrate the exact skus listed. Product information is subject to change without notice. Consult factory representative for additional information and inventory details. Visit www.cooperlighting.com for more product information.

CATALOG NUMBER	DESCRIPTION	UPC CODE	WEIGHT	CASE PALLET				
				QTY	QTY	IL	CA	NJ

Modular Surface




2'x2' 2M-2U6T8A-UNV-EB81-U	2 U-LAMP, 2'X2' SURFACE MODULAR, CEE LISTED ELECTRONIC BALLAST, T8	662401879502	11.232	1	48	●					★
--------------------------------------	--------------------------------------------------------------------	--------------	--------	---	----	---	--	--	--	--	---

Linear LED














WSL											
4WSL-LD2-40-SRS-UNV-L835-CD1-U	LED, 4', WSL LINEAR, WAVESTREAM, 4000 LUMENS, 85 CRI, 3500K, UNV 0-10V DIMMING DRIVER.	080083779567	13	1	24					●	★
4WSL-LD2-40-SRS-UNV-L840-CD1-U	LED, 4', WSL LINEAR, WAVESTREAM, 4000 LUMENS, 85 CRI, 4000K, UNV 0-10V DIMMING DRIVER.	080083779659	13	1	24					●	★
8WSL-LD2-80-SRS-UNV-L835-CD1-U	LED, 8', WSL LINEAR, WAVESTREAM, 8000 LUMENS, 85 CRI, 3500K, UNV 0-10V DIMMING DRIVER.	080083779550	26	1	24					●	★
8WSL-LD2-80-SRS-UNV-L840-CD1-U	LED, 8', WSL LINEAR, WAVESTREAM, 8000 LUMENS, 85 CRI, 4000K, UNV 0-10V DIMMING DRIVER.	080083779642	26	1	24					●	★

Wraparound






★ Indicates ARRA Eligible Product Ⓢ Indicates EISA Compliant Pulse Start Products  Indicates MarketPro Product

Please reference the Cooper Lighting Stock Guide Terms and Conditions page. Pictures are a representation of product categories and may not illustrate the exact skus listed. Product information is subject to change without notice. Consult factory representative for additional information and inventory details. Visit www.cooperlighting.com for more product information.

CATALOG NUMBER	DESCRIPTION	UPC CODE	WEIGHT	CASE QTY	PALLET QTY	IL	CA	NJ	TX	GA	
Commercial Wraparound											
	4' LED Frost										
4WNLED-LD1-54-F-UNV-L835-CD1-U	4 FT. LINEAR LED WRAP W FROST LENS, 5400 LUMENS, 3500K, 0-10V DRIVER	080083749799	11	1	64	•	•	•	•	•	★
4WNLED-LD4-40SL-F-UNV-L835-CD1-U	4 FT., LINEAR LED STRIPLIGHT, 4000 LUMENS, 3500K, 0 - 10V DIMMABLE DRIVER	080083756872	4.6	1	80	•	•	•	•	•	★ 
4WNLED-LD4-40SL-F-UNV-L840-CD1-U	4 FT., LINEAR LED STRIPLIGHT, 4000 LUMENS, 4000K, 0 - 10V DIMMABLE DRIVER	080083756889	11	1	80	•	•	•	•	•	★ 
4WNLED-LD4-50SL-F-UNV-L835-CD1-U	4 FT., LINEAR LED STRIPLIGHT, 5000 LUMENS, 3500K, 0 - 10V DIMMABLE DRIVER	080083756896	10.1	1	80	•	•	•	•	•	★
4WNLED-LD4-50SL-F-UNV-L840-CD1-U	4 FT., LINEAR LED STRIPLIGHT, 5000 LUMENS, 4000K, 0 - 10V DIMMABLE DRIVER	080083756902	11	1	80	•	•	•	•	•	★ 
4WSNLED-LD4-44SL-F-UNV-L835-CD1-U	4 FT., LINEAR LED STRIPLIGHT, 4400 LUMENS, 3500K, 0 - 10V DIMMABLE DRIVER	080083804894	6.1	1	80	•	•	•	•	•	★
4WSNLED-LD4-44SL-F-UNV-L840-CD1-U	4 FT., LINEAR LED STRIPLIGHT, 4400 LUMENS, 4000K, 0 - 10V DIMMABLE DRIVER	080083804887	11.15	1	80	•	•	•	•	•	★
	2' - 2 Lamp										
WN-217A-UNV-EB81-U	2 LAMP, 2' WRAPAROUND, CEE LISTED ELECTRONIC BALLAST, T8	080083518852	4.154	1	180	•	•	•	•	•	★
	4' - 2 Lamp										
WN-232A-UNV-EB81-U	2 LAMP, 4' SURFACE COMMERCIAL WRAPAROUND, CEE LISTED ELECTRONIC BALLAST, T8	080083518845	8.4	1	80	•	•	•	•	•	★ 
WN-232A-UNV-ER81-U	2 LAMP, 4' SURFACE COMMERCIAL WRAPAROUND, PROGRAM RAPID START ELECTRONIC BALLAST, T8	080083545766	9.6	1	180	•	•	•	•	•	★
	4' - 3 Lamp										
WN-332A-UNV-EB81-U	3 LAMP, 4' SURFACE COMMERCIAL WRAPAROUND, CEE LISTED ELECTRONIC BALLAST, T8	080083518524	8.602	1	54	•	•	•	•	•	★
	4' - 4 Lamp										
WN-432A-UNV-EB81-U	4 LAMP, 4' SURFACE COMMERCIAL WRAPAROUND, CEE LISTED ELECTRONIC BALLAST, T8	080083518517	11.4	1	54	•	•	•	•	•	★ 
	8' - 4 Lamp										
8TWN-232A-UNV-EB81-U	4 LAMP, 8' WRAPAROUND, CEE LISTED ELECTRONIC BALLAST, T8	080083518487	21.98	1	90	•	•	•	•	•	★
Replacement Lens											
WN-2A-U	WN SERIES - 2 LAMP REPLACEMENT LENS	080083517749	2.56	1	120	•	•	•	•	•	★
WN-4A-U	WN SERIES - 4 LAMP REPLACEMENT LENS	080083517756	3.269	1	54	•	•	•	•	•	★

★ Indicates ARRA Eligible Product Ⓜ Indicates EISA Compliant Pulse Start Products  Indicates MarketPro Product

Please reference the Cooper Lighting Stock Guide Terms and Conditions page. Pictures are a representation of product categories and may not illustrate the exact skus listed. Product information is subject to change without notice. Consult factory representative for additional information and inventory details. Visit www.cooperlighting.com for more product information.

CATALOG NUMBER	DESCRIPTION	UPC CODE	WEIGHT	CASE QTY	PALLET QTY	IL	CA	NJ	TX	GA
Commercial Softside Cloud										
	2' - 2 Lamp WSC-232-D-W-UNV-EB81-U 2 LAMP, 2' SOFTSIDE CLOUD, CEE LISTED ELECTRONIC BALLAST, T8	080083523610	12.6	1	28				•	• ★
	4' - 2 Lamp WSC-432-D-W-UNV-EB81-U 2 LAMP, 4' SOFTSIDE CLOUD, CEE LISTED ELECTRONIC BALLAST, T8	080083523627	17.1	1	21	•			•	• ★
	Replacement Lens WSC-4A-U 4 LAMP, 4' REPLACEMENT PUFF REPLACEMENT LENS	080083587490	6.5	1	30				•	★
Residential Wraparound										
	2' - 2 Lamp WN-217A-120V-REB1-U 2 LAMP, 2' WRAPAROUND, 120V RESIDENTIAL, T8	080083523269	4.924	1	180				•	★
	4' - 2 Lamp WN-232A-120V-REB1-U 2 LAMP, 4' WRAPAROUND, 120V RESIDENTIAL, T8	080083523276	5.467	1	180	•			•	★
Economy Wraparound										
	4' - 2 Lamp WE-232A-UNV-EB81-U 2 LAMP, 4' WRAPAROUND CEE LISTED ELECTRONIC BALLAST, T8	662401234493	8.4	1	96	•			•	★
	Replacement Lens WE-A-U WE SERIES - 2 LAMP REPLACEMENT LENS	662401640881	1.716	1	132				•	★



★ Indicates ARRA Eligible Product Ⓢ Indicates EISA Compliant Pulse Start Products  Indicates MarketPro Product

Please reference the Cooper Lighting Stock Guide Terms and Conditions page. Pictures are a representation of product categories and may not illustrate the exact skus listed. Product information is subject to change without notice. Consult factory representative for additional information and inventory details. Visit www.cooperlighting.com for more product information.



CATALOG NUMBER	DESCRIPTION	UPC CODE	WEIGHT	CASE PALLET				
				QTY	QTY	IL	CA	NJ



Wall Brackets

BE Wall Brackets

	4' - 2 Lamp BE-232-UNV-EB81-U	2 LAMP, 4' STEEL WALL BRACKET, CEE LISTED ELECTRONIC BALLAST, T8	662401715107	10.195	1	40		★
----------------------------------------------------------------------------------	-----------------------------------------	------------------------------------------------------------------	--------------	--------	---	----	-------------------------------------------------------------------------------------	---



BC Wall Bracket



	2' - 2 Lamp BC-217-UNV-EB81-U	2 LAMP, 2' WALL BRACKET, CEE LISTED ELECTRONIC BALLAST, T8	662401753703	4.325	1	72		★
----------------------------------------------------------------------------------	-----------------------------------------	------------------------------------------------------------	--------------	-------	---	----	-------------------------------------------------------------------------------------	---







	4' - 2 Lamp BC-232-UNV-EB81-U	2 LAMP, 4' ALL PURPOSE WALL BRACKET, CEE LISTED ELECTRONIC BALLAST, T8	662401620364	8.45	1	54		★
----------------------------------------------------------------------------------	-----------------------------------------	------------------------------------------------------------------------	--------------	------	---	----	-------------------------------------------------------------------------------------	---

Paralux III High Performance

EP3GAX Series

	2'x2' - 9 Cell 2EP3GX-2U6T8S33I-UNV-EB81-U	2 U-LAMP, 2'X2' STATIC PARABOLIC, 9 CELL, SEMI SPECULAR/LOW IRIDESCENT HAZE 3" LOUVER, CEE LISTED ELECTRONIC BALLAST, T8	080083520145	7.773	1	36		★
-----------------------------------------------------------------------------------	------------------------------------------------------	--------------------------------------------------------------------------------------------------------------------------	--------------	-------	---	----	-------------------------------------------------------------------------------------	---

	2'x4' - 12 Cell 2EP3GX-232S26I-UNV-EB81-U	2 LAMP, 2'X4' STATIC PARABOLIC, 12 CELL, SEMI SPECULAR/LOW IRIDESCENT HAZE 3" LOUVER, CEE LISTED ELECTRONIC BALLAST, T8	080083520169	27.36	1	20		★
------------------------------------------------------------------------------------	-----------------------------------------------------	-------------------------------------------------------------------------------------------------------------------------	--------------	-------	---	----	---------------------------------------------------------------------------------------	---

	2'x4' - 18 Cell AP3	3 LAMP, 2'X4' AIR SUPPLY PARABOLIC W/VANES, 18 CELL, SEMI SPECULAR/LOW IRIDESCENT HAZE 3" LOUVER, CEE LISTED ELECTRONIC BALLAST, T8 W/LAMPS & FLEX	622696199785	27.36	1	16		★
	2EP3GAVX-332S36I-UNV-EB81-U	3 LAMP, 2'X4' AIR SUPPLY PARABOLIC, W/L, SEMI SPECULAR/LOW VANES, 18 CELIRIDESCENT HAZE 3" LOUVER, CEE LISTED ELECTRONIC BALLAST, T8	662401000685	27.36	1	20		★
	2EP3GX-232S36I-UNV-EB81-U	2 LAMP, 2'X4' STATIC PARABOLIC, 18 CELL, SEMI SPECULAR/LOW IRIDESCENT HAZE 3" LOUVER, CEE LISTED ELECTRONIC BALLAST, T8	080083520237	27.36	1	20		★
	2EP3GX-332S36I-UNV-EB81-U	3 LAMP, 2'X4' STATIC PARABOLIC, 18 CELL, SEMI SPECULAR/LOW IRIDESCENT HAZE 3" LOUVER, CEE LISTED ELECTRONIC BALLAST, T8	662401012084	27.36	1	20		★
	2EP3GX-332S36I-UNV-EB82-U	3 LAMP, 2'X4' STATIC PARABOLIC, 18 CELL, SEMI SPECULAR/LOW IRIDESCENT HAZE 3" LOUVER, TWO - CEE LISTED ELECTRONIC BALLAST, T8	662401339761	27.36	1	20		★

★ Indicates ARRA Eligible Product Ⓢ Indicates EISA Compliant Pulse Start Products  Indicates MarketPro Product

Please reference the Cooper Lighting Stock Guide Terms and Conditions page. Pictures are a representation of product categories and may not illustrate the exact skus listed. Product information is subject to change without notice. Consult factory representative for additional information and inventory details. Visit www.cooperlighting.com for more product information.

CATALOG NUMBER

DESCRIPTION

UPC CODE WEIGHT CASE QTY PALLET QTY IL CA NJ TX GA

Advanced Retrofit Kit Technology (ART)

Troffer / Parabolic Kits



2'x4' Commercial

ART-2CRK-232-W-UNV-EB81-U

COMMERCIAL 2' X 4' RETROFIT KIT, 2-LAMP, WHITE REFLECTOR, PRE-WIRED INSTANT START SOCKETS TO CEE LISTED BALLAST, UNIT PACK

080083590711 7 1 20  ★

Architectural Kits - CRUZE



2'x4' Architectural

ART-2CRZ-232L-UNV-HB81-U

CRUZE 2' X 4' RETROFIT KIT, 2-LAMP, DIRECT/INDIRECT CENTER BASKET LENS DOOR AND WHITE REFLECTOR, PRE-WIRED AND ASSEMBLED CEE LISTED HIGH PERFORMANCE BALLAST, READY-SET QUICK INSTALL FEATURE, UNIT PACK

080083609895 26.04 1 10  ★

Strip LED



SNLED Base

2SNLED-LD5-24SL-UNV-L840-CD1-U

2 FT., LINEAR LED STRIPLIGHT, 2400 LUMEN, 4000K, 0 - 10V DIMMABLE DRIVER

080083803491 3.3 1 168  ★

4SNLED-LD4-32SL-UNV-L840-CD1-U

48 IN., LINEAR LED STRIPLIGHT, 3200 LUMENS, 4000K, 0 - 10V DIMMABLE DRIVER

080083729982 4.984 1 81  ★

4SNLED-LD5-28SL-UNV-L835-CD1-U

4 FT., LINEAR LED STRIPLIGHT, 2800 LUMEN, 3500K, 0 - 10V DIMMABLE DRIVER

080083803217 4.984 1 81  ★

4SNLED-LD5-28SL-UNV-L840-CD1-U

4 FT., LINEAR LED STRIPLIGHT, 2800 LUMEN, 4000K, 0 - 10V DIMMABLE DRIVER

080083803200 4.984 1 81  ★

4SNLED-LD5-32SL-UNV-L835-CD1-U

4 FT., LINEAR LED STRIPLIGHT, 3200 LUMENS, 3500K, 0 - 10V DIMMABLE DRIVER

080083803903 4.984 1 81  ★

4SNLED-LD5-32SL-UNV-L840-CD1-U

48 IN., LED LINEAR STRIPLIGHT, 3200 LUMENS, 4000K, 0 - 10V DIMMABLE DRIVER

080083803545 11.3 1 126  ★

4SNLED-LD5-44SL-UNV-L835-CD1-U

48 IN., LINEAR LED STRIPLIGHT, 4400 LUMENS, 3500K, 0 - 10V DIMMABLE DRIVER

080083803415 4.984 1 81  ★

4SNLED-LD5-48SL-UNV-L835-CD1-U

4 FT., LINEAR LED STRIPLIGHT, 4800 LUMENS, 3500K, 0 - 10V DIMMABLE DRIVER

080083803194 6.3 1 81  ★

4SNLED-LD5-48SL-UNV-L840-CD1-U

4 FT., LINEAR LED STRIPLIGHT, 4800 LUMENS, 4000K, 0 - 10V DIMMABLE DRIVER

080083800698 4.984 1 130  ★

8TSNLED-LD5-80SL-UNV-L835-CD1-U

8 FT., LINEAR LED STRIPLIGHT, 8000 LUMENS, 3500K, 0 - 10V DIMMABLE DRIVER

080083803187 11.3 1 126  ★

8TSNLED-LD5-80SL-UNV-L840-CD1-U

8 FT., LINEAR LED STRIPLIGHT, 8000 LUMENS, 4000K, 0 - 10V DIMMABLE DRIVER

080083803170 11.3 1 126  ★

8TSNLED-LD5-80SL-UNV-L850-CD1-U

8 FT., LINEAR LED STRIPLIGHT, 8000 LUMENS, 5000K, 0 - 10V DIMMABLE DRIVER

080083803422 11.3 1 126  ★

8TSNLED-LD5-88SL-UNV-L840-CD1-U

8 FT., LINEAR LED STRIPLIGHT, 8800 LUMENS, 4000K, 0 - 10V DIMMABLE DRIVER

080083800674 12.3 1 108  ★

8TSNLED-LD5-96SL-UNV-L835-CD1-U

8 FT., LINEAR LED STRIPLIGHT, 9600 LUMENS, 3500K, 0 - 10V DIMMABLE DRIVER

080083803408 11.3 1 126  ★

8TSNLED-LD5-96SL-UNV-L840-CD1-U

8' LED STRIP 9600 LUMENS WIDE LENS 4000K 0-10V DIM

080083803392 11.3 1 126  ★ 





8TSNLED-LD5-96SL-UNV-L850-CD1-U

8 FT., LINEAR LED STRIPLIGHT, 9600 LUMENS, 5000K, 0 - 10V DIMMABLE DRIVER

080083803385 11.3 1 126  ★












★ Indicates ARRA Eligible Product Ⓜ Indicates EISA Compliant Pulse Start Products  Indicates MarketPro Product

Please reference the Cooper Lighting Stock Guide Terms and Conditions page. Pictures are a representation of product categories and may not illustrate the exact skus listed. Product information is subject to change without notice. Consult factory representative for additional information and inventory details. Visit www.cooperlighting.com for more product information.

CATALOG NUMBER	DESCRIPTION	UPC CODE	WEIGHT	CASE QTY	PALLET QTY	IL	CA	NJ	TX	GA		
 SNLED Lensed												
4SNLED-LD4-41SL-LW-UNV-L835-CD1-U	4 FT., LINEAR LED STRIPLIGHT WITH FROST LENS, 4100 LUMENS, 3500K, 0 - 10V DIMMABLE DRIVER	080083730018	6.6	1	81						★	
SNLED-LENS-LC-4FT-U	4FT SNLED REPLACEMENT LENS	080083722112	2.31	1	91	•	•	•			•	★
4SNLED-LD5-23SL-LW-UNV-L840-CD1-U	4 FT., LINEAR LED STRIPLIGHT, 2300 LUMENS, 4000K, 0 - 10V DIMMABLE DRIVER	080083803453	4.984	1	81	•					•	★
4SNLED-LD5-26SL-LC-UNV-L835-CD1-U	48 IN., LINEAR LED STRIPLIGHT, 2600 LUMENS, 3500K, 0 - 10V DIMMABLE DRIVER	080083803361	4.984	1	81		•					★
4SNLED-LD5-26SL-LC-UNV-L840-CD1-U	48 IN., LINEAR LED STRIPLIGHT, 2600 LUMENS, 4000K, 0 - 10V DIMMABLE DRIVER	080083803354	4.984	1	81	•	•					★
4SNLED-LD5-26SL-LN-UNV-L840-CD1-U	4 FT., LINEAR LED STRIPLIGHT, 2600 LUMENS, 4000K, 0 - 10V DIMMABLE DRIVER	080083803330	4.984	1	81	•	•					★
4SNLED-LD5-26SL-LN-UNV-L835-CD1-U	4 FT., LINEAR LED STRIPLIGHT, 2600 LUMENS, 3500K, 0 - 10V DIMMABLE DRIVER	080083803347	4.984	1	81	•	•					★
4SNLED-LD5-27SL-LW-UNV-L835-CD1-U	4 FT., LINEAR LED STRIPLIGHT, 2700 LUMENS, 3500K, 0 - 10V DIMMABLE DRIVER	080083803446	4.984	1	81		•				•	★
4SNLED-LD5-27SL-LW-UNV-L840-CD1-U	4 FT., LINEAR LED STRIPLIGHT WITH FROST LENS, 2700 LUMEN, 4000K, 0 - 10V DIMMABLE DRIVER	080083803514	4.984	1	81	•	•					★
4SNLED-LD5-30SL-LC-UNV-L835-CD1-U	48", LINEAR LED STRIPLIGHT, CLEAR LENS, 3000 LUMENS, 3500K, 0 - 10V DIMMABLE DRIVER	080083803439	4.984	1	81	•	•				•	★
4SNLED-LD5-30SL-LC-UNV-L840-CD1-U	48", LINEAR LED STRIPLIGHT, CLEAR LENS, 3000 LUMENS, 4000K, 0 - 10V DIMMABLE DRIVER	080083803866	4.984	1	81	•	•				•	★
4SNLED-LD5-30SL-LN-UNV-L835-CD1-U	4 FT., LINEAR LED STRIPLIGHT WITH SEMI-FROST LENS, 3000 LUMENS, 3500K, 0 - 10V DIMMABLE DRIVER	080083803521	4.984	1	81	•	•					★
4SNLED-LD5-30SL-LN-UNV-L840-CD1-U	4 FT., LINEAR LED STRIPLIGHT WITH SEMI-FROST LENS, 3000 LUMENS, 4000K, 0 - 10V DIMMABLE DRIVER	080083803897	4.984	1	81	•	•				•	★
4SNLED-LD5-41SL-LW-UNV-L835-CD1-U	4 FT., LINEAR LED STRIPLIGHT WITH FROST LENS, 4100 LUMENS, 3500K, 0 - 10V DIMMABLE DRIVER	080083803323	7.2	1	77	•	•	•			•	★
4SNLED-LD5-41SL-LW-UNV-L840-CD1-U	4 FT., LINEAR LED STRIPLIGHT, 4100 LUMENS, 4000K, 0 - 10V DIMMABLE DRIVER	080083800667	4.984	1	110	•	•				•	★ 
4SNLED-LD5-44SL-LW-UNV-L840-CD1-U	48 IN., LINEAR LED STRIPLIGHT, FULL FROST LENS, 4400 LUMENS, 4000K, 0 - 10V DIMMABLE DRIVER	080083804795	4.701	1	100		•					★
4SNLED-LD5-46SL-LC-UNV-L835-CD1-U	4 FT., LINEAR LED STRIPLIGHT WITH CLEAR LENS, 4600 LUMENS, 3500K, 0 - 10V DIMMABLE DRIVER	080083803552	4.984	1	81	•	•				•	★
4SNLED-LD5-46SL-LC-UNV-L840-CD1-U	48 IN., LINEAR LED STRIPLIGHT, CLEAR LENS, 4600 LUMENS, 4000K, 0 - 10V DIMMABLE DRIVER	080083804788	4.984	1	91	•	•	•			•	★
4SNLED-LD5-46SL-LN-UNV-L835-CD1-U	4 FT., LINEAR LED STRIPLIGHT WITH SEMI-FROST LENS, 4600 LUMENS, 4000K, 0 - 10V DIMMABLE DRIVER	080083803316	4.984	1	81		•				•	★
4SNLED-LD5-46SL-LN-UNV-L840-CD1-U	4 FT., LINEAR LED STRIPLIGHT, 4600 LUMENS, 4000K, 0 - 10V DIMMABLE DRIVER	080083803378	4.984	1	91	•	•					★
4SNLED-LD5-49SL-LN-UNV-L840-CD1-U	4 FT., LINEAR LED STRIPLIGHT, 4900 LUMENS, 4000K, 0 - 10V DIMMABLE DRIVER	080083804771	4.701	1	81							★
4SNLED-LD5-50SL-LW-UNV-L835-CD1-U	48 IN., LINEAR LED STRIPLIGHT, FROST LENS, 5000 LUMENS, 3500K, 0 - 10V DIMMABLE DRIVER	080083804764	6.1	1	81							★
8TSNLED-LD5-74SL-LW-UNV-L840-CD1-U	8 FT., LINEAR LED STRIPLIGHT, 7400 LUMENS, 4000K, 0 - 10V DIMMABLE DRIVER	080083800681	12.3	1	120						•	★
SNLED-LENS-LW-4FT-U	4 FT SNLED REPLACEMENT LENS	080083699902	1.95	1	91							★
4SNLED-LD5-50SL-LW-UNV-L840-CD1-U	4' LED STRIP 5000 LUMENS WIDE LENS 4000K 0-10V DIM	080083803873	6.1	1	81							★ 
8TSNLED-LD5-81SL-LW-UNV-L840-CD1-U	8' LED STRIP 8100 LUMENS WIDE LENS 4000K 0-10V DIM	080083817184	11.3	1	126			•				★ 







★ Indicates ARRA Eligible Product Ⓢ Indicates EISA Compliant Pulse Start Products  Indicates MarketPro Product

Please reference the Cooper Lighting Stock Guide Terms and Conditions page. Pictures are a representation of product categories and may not illustrate the exact skus listed. Product information is subject to change without notice. Consult factory representative for additional information and inventory details. Visit www.cooperlighting.com for more product information.

CATALOG NUMBER	DESCRIPTION	UPC CODE	WEIGHT	CASE QTY	PALLET QTY	IL	CA	NJ	TX	GA	
Commercial Strip											
	2' - T8 SSF-217-UNV-EB81-U 2 LAMP, 2' STANDARD STRIP, 120-277V CEE LISTED ELECTRONIC BALLAST, T8, FLIP-UP SOCKETS	080083519613	3.012	1	180	•	•	•	•	•	★
	3' - T8 SSF-225-UNV-EB81-U 2 LAMP, 3' STANDARD STRIP, 120-277V CEE LISTED ELECTRONIC BALLAST, T8, FLIP-UP SOCKETS	080083519521	4.145	1	90	•	•	•	•	•	★
	4' - T5HO SSF-254T5-UNV-EBT1-U 2 LAMP, 4' STANDARD STRIP, 120-277V PROGRAM RAPID START ELECTRONIC BALLAST, T5HO, FLIP-UP SOCKETS	080083552511	5.4	1	190	•	•	•	•	•	★
	4' - T8 SSF-132-UNV-EB81-U 1 LAMP, 4' STANDARD STRIP, CEE LISTED ELECTRONIC BALLAST, T8, FLIP-UP SOCKETS	080083519637	5.475	1	90	•	•	•	•	•	★
	SSF-232-UNV-EB81-U 2 LAMP, 4' STANDARD STRIP, 120-277V CEE LISTED ELECTRONIC BALLAST, T8, FLIP-UP SOCKETS	080083519590	5.93	1	96	•	•	•	•	•	★ 
	SSF-232-UNV-EB81/PLUS-U 2 LAMP, 4' STANDARD STRIP, T8 INSTANT START CEE LISTED HBF, FLIP-UP SOCKETS	080083571819	2.717	1	190	•	•	•	•	•	★
	SSF-232-UNV-ER81-U 2 LAMP, 4' STANDARD STRIP, 120-277V PROGRAM RAPID START ELECTRONIC BALLAST, T8, FLIP-UP SOCKETS	080083620845	5.4	1	190	•	•	•	•	•	★
	4' - T12 SSF-248HO-120V-EB21-U 2 LAMP, 4' HIGH OUTPUT STANDARD STRIP, ELECTRONIC T12, FLIP-UP SOCKETS	080083519491	12	1	190	•	•	•	•	•	★
	8' - T8 8TSSF-132-UNV-EB81-U 2 LAMP, TANDEM 8' STANDARD STRIP, CEE LISTED ELECTRONIC BALLAST, T8, FLIP-UP SOCKETS	080083519729	11.4	1	72	•	•	•	•	•	★
	8TSSF-232-UNV-EB81-U 4 LAMP, TANDEM 8' STANDARD STRIP, 120-277V CEE LISTED ELECTRONIC BALLAST, T8, FLIP-UP SOCKETS	080083519682	11.4	1	72	•	•	•	•	•	★ 
	8TSSF-232-UNV-ER81-U 4 LAMP, TANDEM 8' STANDARD STRIP, 120-277V PROGRAM RAPID START ELECTRONIC BALLAST, T8, FLIP-UP SOCKETS	080083620852	11.4	1	50	•	•	•	•	•	★
	8' - T12 SSF-296-UNV-EB81-U 2 LAMP, 8' STANDARD STRIP, ELECTRONIC BALLAST, T8, FLIP-UP SOCKETS	080083519569	12	1	72	•	•	•	•	•	★ 
	SSF-296HO-120V-EB21-U 2 LAMP, 8' HIGH OUTPUT STANDARD STRIP, ELECTRONIC BALLAST, T12, FLIP-UP SOCKETS	080083521395	12	1	50	•	•	•	•	•	★
Accessory											
	1/4-TN-FSTN-U 1/4 TURN FASTENER	662400106876	0.018	24	10000	•	•	•	•	•	★
	GRP-SSF-U GRIPPER FOR USE W/SSF, IAF & ICF SERIES EXCEPT IA/IC - HO SERIES	080083519262	0.528	50	1200	•	•	•	•	•	★
	SSF-ASY-4-B ASYMMETRIC REFLECTOR FOR SSF STRIPS (4')	080083519187	1.615	15	900	•	•	•	•	•	★
	WG/SSF-4FT-B 4' WHITE WIRE GUARD FOR USE W/SSF SERIES ONLY	662400106647	0.646	24	192	•	•	•	•	•	★ 











★ Indicates ARRA Eligible Product Ⓢ Indicates EISA Compliant Pulse Start Products  Indicates MarketPro Product

Please reference the Cooper Lighting Stock Guide Terms and Conditions page. Pictures are a representation of product categories and may not illustrate the exact skus listed. Product information is subject to change without notice. Consult factory representative for additional information and inventory details. Visit www.cooperlighting.com for more product information.

CATALOG NUMBER	DESCRIPTION	UPC CODE	WEIGHT	CASE PALLET								
				QTY	QTY	IL	CA	NJ	TX	GA		
Commercial Narrow Strip												
	2' - T8 SNF-117-UNV-EB81-U	1 LAMP, 2' NARROW STRIP, CEE LISTED ELECTRONIC BALLAST, T8, FLIP-UP SOCKETS	080083519897	2.402	1	360	•	•	•	•	•	★
	3' - T8 SNF-125-UNV-EB81-U	1 LAMP, 3' NARROW STRIP, CEE LISTED ELECTRONIC BALLAST, T8, FLIP-UP SOCKETS	080083519873	2.975	1	380	•	•	•	•	•	★
	4' - T8 SNF-132-UNV-EB81-U	1 LAMP, 4' NARROW STRIP, CEE LISTED ELECTRONIC BALLAST, T8, FLIP-UP SOCKETS	080083519859	4.4	1	330	•	•	•	•	•	★
	SNF-232-UNV-EB81-U	2 LAMP, 4' NARROW STRIP, CEE LISTED ELECTRONIC BALLAST, T8, FLIP-UP SOCKETS	080083519750	4.189	1	48	•	•	•	•	•	★
	8' - T5 8TSNF-254T5-UNV-EBT1-U	4 LAMP, TANDEM 8' NARROW STRIP, UNIVERSAL PROGRAM RAPID START BALLAST	080083603008	11.4	1	126	•	•	•	•	•	★
	8' - T8 8TSNF-132-UNV-EB81-U	2 LAMP, TANDEM 8' NARROW STRIP, CEE LISTED ELECTRONIC BALLAST, T8, FLIP-UP SOCKETS	080083519927	11.4	1	280	•	•	•	•	•	★
	Accessory WG/SNF-4FT-B	4' WHITE WIRE GUARD FOR USE W/SNF SERIES ONLY	662400106630	0.9	30	270	•	•	•	•	•	
Staggered Strip												
	3' SSL-225-UNV-EB81-U	2 LAMP, 3' STAGGERED STRIP, CEE LISTED ELECTRONIC BALLAST, T8	662401715138	7.91	1	90	•	•	•	•	•	★
	4' SSL-232-UNV-EB81-U	2 LAMP, 4' STAGGERED STRIP, CEE LISTED ELECTRONIC BALLAST, T8	662401715114	7.606	1	190	•	•	•	•	•	★
Industrial RHB LED												
	LED RHB-18-UNV-L840-CD-U	ROUND 18K LMS UNV 4000K 0-10V	080083808120	6.93	1	36	•	•	•	•	•	★
	RHB-18-UNV-L850-CD-U	ROUND 18K LMS UNV 5000K 0-10V	080083808144	6.93	1	36	•	•	•	•	•	★
	RHB-24-UNV-L850-CD-U	ROUND 24K LMS UNV 5000K 0-10V	080083808205	6.93	1	36	•	•	•	•	•	★
	Accessory RHB-FRR	RHB REFLECTOR FROSTED 16 INCH ROUND	080083808229	5.85	1	12	•	•	•	•	•	★



★ Indicates ARRA Eligible Product Ⓢ Indicates EISA Compliant Pulse Start Products  Indicates MarketPro Product

Please reference the Cooper Lighting Stock Guide Terms and Conditions page. Pictures are a representation of product categories and may not illustrate the exact skus listed. Product information is subject to change without notice. Consult factory representative for additional information and inventory details. Visit www.cooperlighting.com for more product information.

CATALOG NUMBER	DESCRIPTION	UPC CODE	WEIGHT	CASE PALLET				
				QTY	QTY	IL	CA	NJ
Steeler LED								
	12,000 Lumen							
	SSLED-LD1-12-M-UNV-L840-CD1-U	ROUND 12,000 LUMENS, UNV, MEDIUM, 4000K, 0-10V	080083752935	17	1	8		● ★
	SSLED-LD1-12-W-UNV-L840-CD1-U	ROUND 12,000 LUMENS, UNV, WIDE, 4000K, 0-10V	080083752904	17.6	1	8		● ★
	SSLED-LD5-12-M-UNV-L840-CD1-U	SSLED MD DISTR 12K LMS UNV 4000K 0-10V	080083817238	17	1	8		● ★ 
	18,000 Lumen							
	SSLED-LD1-18-M-UNV-L840-CD1-U	ROUND 18,000 LUMENS, UNV, MEDIUM, 4000K, 0-10V	080083752928	17	1	8		● ★
	SSLED-LD1-18-M-UNV-L850-CD1-U	ROUND 18,000 LUMENS, UNV, MEDIUM, 5000K, 0-10V	080083752911	17	1	8		● ★
	SSLED-LD1-18-W-UNV-L850-CD1-U	ROUND 18,000 LUMENS, UNV, WIDE, 5000K, 0-10V	080083752881	17	1	8		● ★
	SSLED-LD5-18-M-UNV-L840-CD1-U	SSLED MD DISTR 18K LMS UNV 4000K 0-10V	080083817221	17	1	8		● ★ 
	SSLED-LD5-18-W-UNV-L840-CD1-U	SSLED WD DISTR 18K LMS UNV 4000K 0-10V	080083817214	17	1	8		● ★ 
	24,000 Lumen							
	SSLED-LD1-24-M-UNV-L840-CD2-U	ROUND 24,000 LUMENS, UNV, MEDIUM, 4000K, 0-10V	080083752959	18.2	1	8		● ★
	SSLED-LD1-24-M-UNV-L850-CD2-U	ROUND 24,000 LUMENS, UNV, MEDIUM, 5000K, 0-10V	080083752973	17.8	1	8		● ★
	SSLED-LD1-24-N-UNV-L840-CD2-U	ROUND 24,000 LUMENS, UNV, NARROW, 4000K, 0-10V	080083752942	18.2	1	8		● ★
	SSLED-LD1-24-N-UNV-L850-CD2-U	ROUND 24,000 LUMENS, UNV, NARROW, 5000K, 0-10V	080083752966	18.2	1	8		● ★
	SSLED-LD1-24-W-UNV-L840-CD2-U	ROUND 24,000 LUMENS, UNV, WIDE, 4000K, 0-10V	080083752874	18.2	1	8		● ★
	SSLED-LD1-24-W-UNV-L850-CD2-U	ROUND 24,000 LUMENS, UNV, WIDE, 5000K, 0-10V	080083752867	18.2	1	8		● ★
	SSLED-LD5-24-W-UNV-L840-CD2-U	SSLED WD DISTR 24K LMS UNV 400K 0-10V	080083817207	18.2	1	8		● ★ 
	SSLED-LD5-24-W-UNV-L850-CD2-U	SSLED WD DISTR 24K LMS UNV 5000K 0-10V	080083817191	18.2	1	8		● ★ 
Accessory								
	SSLED-SA23-U	ALUMINUM SHROUD FOR STEELER LED	080083749744	2.4	10	80		●
	SSLED-UPL-U	UPLIGHT KIT FOR STEELER LED	080083749713	1.3	10	120		●
	SSLED-WG17-U	WIRE GUARD FOR STEELER LED	080083749720	1.45	10	120		●
F-Bay HBL								
	4 Lamp							
	HBL454T5	(4) 54W T5HO PROGRAM START BALLAST, 120-277V V-HANGERS	080083535491	17.5	1	36		● ● ● ● ● ★
	HBL454T5-MP-UPL	(4) 54W T5HO PROGRAM START START CEE LISTED, 120-277V, UPLIGHT, V HANGERS PROVIDED, MODULAR RECEPTACLE	080083589104	17.5	1	36		● ● ● ● ● ★
	HBL454T5-UPL-L5	(4) 54W T5HO PROGRAM START BALLAST, 120-277V, UPLIGHT, W/ 5000K LAMPS, V-HANGERS	623961039829	17.5	1	36		● ● ● ● ● ★
	6 Lamp							
	HBL632	(6) 32W, T8 INSTANT START CEE LISTED HBF BALLAST, 120-277V, V-HANGERS	080083547760	17.5	1	36		● ● ● ● ● ● ★
	HBL632-MP-UPL	(6) 32W T8 PROGRAM RAPID START CEE LISTED, 120-277V, UPLIGHT, V HANGERS PROVIDED, MODULAR RECEPTACLE	080083549795	17.5	1	36		● ● ● ● ● ● ★
	HBL632-UPL	(6) 32W T8 PROGRAM RAPID START CEE LISTED, 120-277V, UPLIGHT, V HANGERS PROVIDED	623961020759	17.5	1	36		● ● ● ● ● ● ★
	HBL632-UPL-L5	(6) 32W, T8 INSTANT START CEE LISTED HBF BALLAST, 120-277V, UPLIGHT, W/ 5000K LAMPS, V-HANGERS	623961039812	17.5	1	36		● ● ● ● ● ● ★
	HBL632-UPL-L5HL	(6) 32W T8 PROGRAM RAPID START CEE LISTED, 120-277V, UPLIGHT 5000K HIGH LUMEN LAMPS, V HANGERS PROVIDED	080083644261	17.5	1	36		● ● ● ● ● ● ★
	HBL654HT5-UPL-L5	(6) 54W T5HO PROGRAM START, 120-277V, UPLIGHT, HIGH AMBIENT BALLAST, W/ 5000K LAMPS, V-HANGERS	623961039850	17.5	1	36		● ● ● ● ● ● ★
	HBL654T5	(6) 54W T5HO PROGRAM START BALLAST, 120-277V, UPLIGHT, V-HANGERS	080083517718	17.5	1	36		● ● ● ● ● ● ★
	HBL654T5-L5	(6) 54W T5HO PROGRAM START START CEE LISTED, 120-277V, 5000K LAMPS, V HANGERS PROVIDED	080083563258	17.5	1	36		● ● ● ● ● ● ★


















★ Indicates ARRA Eligible Product ⓔ Indicates EISA Compliant Pulse Start Products  Indicates MarketPro Product

Please reference the Cooper Lighting Stock Guide Terms and Conditions page. Pictures are a representation of product categories and may not illustrate the exact skus listed. Product information is subject to change without notice. Consult factory representative for additional information and inventory details. Visit www.cooperlighting.com for more product information.

CATALOG NUMBER	DESCRIPTION	UPC CODE	WEIGHT	CASE PALLET					
				QTY	QTY	IL	CA	NJ	TX
F-Bay HBI									
4 Lamp									
	HBI454HT5	(4) 54W T5HO PROGRAM START, 120-277V, HIGH TEMP BALLAST, V-HANGERS PROVIDED	080083563692	17.5	1	20	•	•	★
	HBI454HT5-UPL	(4) 54W T5HO PROGRAM START, 120-277V, UPLIGHT, HIGH TEMP BALLAST, V-HANGERS PROVIDED	080083535378	17.5	1	20	•	•	★
	HBI454HT5-UPL-L5	(4) 54W T5HO PROGRAM START, 120-277V, UPLIGHT, HIGH TEMP BALLAST, 5000K LAMPS, V-HANGERS PROVIDED	080083535385	17.5	1	20	•	•	★
6 Lamp									
	HBI632	(6) 32W, T8 INSTANT START CEE LISTED HBF, 120-277V, V-HANGERS PROVIDED	080083535408	17.5	1	20	•	•	★
	HBI632PS	(6) 32W T8 PROGRAM RAPID START CEE LISTED, 120-277V, V HANGERS PROVIDED	080083563005	17.5	1	20	•	•	★
	HBI632-UPL	(6) 32W, T8 INSTANT START CEE LISTED HBF, 120-277V, UPLIGHT, V-HANGERS PROVIDED	080083535415	17.5	1	20	•	•	★
	HBI632-UPL-L5	(6) 32W, T8 INSTANT START CEE LISTED HBF, 120-277V, UPLIGHT, LAMPS, 85CRI, 5000K, V-HANGERS PROVIDED	080083534838	17.5	1	20	•	•	★
	HBI632-UPL-L5HL	(6) 32W T8 INSTANT START CEE LISTED HBF, 120-277V, 5000K HIGH LUMEN LAMPS, UPLIGHT, V-HANGERS PROVIDED	080083554966	17.5	1	20	•	•	★
	HBI654HT5	(6) 54W T5HO PROGRAM START, 120-277V, HIGH TEMP BALLAST, V-HANGERS PROVIDED	080083547708	17.5	1	20	•	•	★
	HBI654HT5-UPL	(6) 54W T5HO PROGRAM START, 120-277V, UPLIGHT, HIGH TEMP BALLAST, V-HANGERS PROVIDED	080083535354	17.5	1	20	•	•	★
	HBI654HT5-UPL-L5	(6) 54W T5HO PROGRAM START, 120-277V, UPLIGHT, HIGH TEMP BALLAST, 5000K LAMPS, V-HANGERS PROVIDED	080083535361	21.5	1	20	•	•	★





★ Indicates ARRA Eligible Product Ⓢ Indicates EISA Compliant Pulse Start Products  Indicates MarketPro Product

Please reference the Cooper Lighting Stock Guide Terms and Conditions page. Pictures are a representation of product categories and may not illustrate the exact skus listed. Product information is subject to change without notice. Consult factory representative for additional information and inventory details. Visit www.cooperlighting.com for more product information.

CATALOG NUMBER	DESCRIPTION	UPC CODE	WEIGHT	CASE QTY	PALLET QTY	IL	CA	NJ	TX	GA	
F-Bay HBLED											
12,000 Lumen											
	HBLED-LD5-12SE-W-UNV-L840-CD1-U	WIDE DISTRIBUTION, 12,000 LUMENS, UNV, 4000K, 0-10V	080083787722	20.6	1	24	•	•		•	★
	HBLED-LD5-12SE-W-UNV-L840-ED1-U	WIDE DISTRIBUTION, 12,000 LUMENS, UNV, 4000K, FIXED OUTPUT	080083787678	24	1	24	•	•		•	★
	HBLED-LD5-12SE-W-UNV-L850-CD1-U	WIDE DISTRIBUTION, 12,000 LUMENS, UNV, 5000K, 0-10V	080083786367	24	1	24	•	•		•	★
	HBLED-LD5-12SE-W-UNV-L850-ED1-U	WIDE DISTRIBUTION, 12,000 LUMENS, UNV, 5000K, FIXED OUTPUT	080083787715	24	1	24	•	•			★
	VHBLD-LD1-12-N-UNV-L850-CD1-U	NARROW DISTRIBUTION, 12,000 LUMENS, UNV, 5000K, 0-10V	080083785926	15	1	48				•	★
	VHBLD-LD1-12-W-UNV-L840-CD1-U	WIDE DISTRIBUTION, 12,000 LUMENS, UNV, 0-10V, 4000K	080083785971	15	1	48	•	•	•	•	★ 
	VHBLD-LD1-12-W-UNV-L850-CD1-U	WIDE DISTRIBUTION, 12,000 LUMENS, UNV, 0-10V, 5000K	080083785933	15	1	48		•	•	•	★ 
18,000 Lumen											
	HBLED-LD5-18SE-N-UNV-L840-CD2-U	NARROW DISTRIBUTION, 18,000 LUMENS, UNV, 4000K, 0-10V	080083787647	24	1	24				•	★
	HBLED-LD5-18SE-N-UNV-L850-CD2-MS-U	NARROW DISTRIBUTION, 18,000 LUMENS, UNV, 4000K, 0-10V, MOTION SENSOR	080083787593	22.6	1	34	•				★
	HBLED-LD5-18SE-N-UNV-L850-CD2-U	NARROW DISTRIBUTION, 18,000 LUMENS, UNV, 5000K, 0-10V	080083787609	24	1	24				•	★
	HBLED-LD5-18SE-N-UNV-L850-ED2-U	NARROW DISTRIBUTION, 18,000 LUMENS, UNV, 5000K, FIXED OUTPUT	080083787616	22.6	1	24	•	•			★
	HBLED-LD5-18SE-W-UNV-L840-CD2-U	WIDE DISTRIBUTION, 18,000 LUMENS, UNV, 4000K, 0-10V	080083785322	24	1	24	•	•		•	★ 
	HBLED-LD5-18SE-W-UNV-L840-ED2-U	WIDE DISTRIBUTION, 18,000 LUMENS, UNV, 4000K, FIXED OUTPUT	080083787685	24	1	24	•	•		•	★
	HBLED-LD5-18SE-W-UNV-L850-CD2-MS-U	WIDE DISTRIBUTION, 18,000 LUMENS, UNV, 5000K, 0-10V, MOTION SENSOR	080083787586	22.6	1	34	•				★
	HBLED-LD5-18SE-W-UNV-L850-ED2-U	WIDE DISTRIBUTION, 18,000 LUMENS, UNV, 5000K, FIXED OUTPUT	080083785766	24	1	24	•	•	•	•	★ 
	HBLED-LD5-18SE-W-UNV-L850-CD2-U	HBLED WD DISTR 18000 LMS UNV 5000K 0-10V	080083800179	24	1	24					★ 
	VHBLD-LD1-18-N-UNV-L850-CD1-U	NARROW DISTRIBUTION, 18,000 LUMENS, UNV, 5000K, 0-10V, 1 DRIVER	080083785940	15.8	1	48	•		•	•	★
	VHBLD-LD1-18-W-UNV-L840-CD1-U	WIDE DISTRIBUTION, 18,000 LUMENS, UNV, 4000K, 0-10V, 1 DRIVER	080083785919	15	1	48	•	•		•	★ 
	VHBLD-LD1-18-W-UNV-L850-CD1-U	WIDE DISTRIBUTION, 18,000 LUMENS, UNV, 5000K, 0-10V	080083785902	15	1	48	•		•	•	★ 
24,000 Lumen											
	VHBLD-LD1-24-W-UNV-L850-CD1-U	VHBLD WD DISTR 24000 LMS UNV 5000K 0-10V	080083818365	15	1	48	•		•	•	★ 
	HBLED-LD5-24SE-N-UNV-L840-ED2-U	NARROW DISTRIBUTION, 24,000 LUMENS, UNV, 4000K, FIXED OUTPUT	080083787661	24	1	24	•	•		•	★
	HBLED-LD5-24SE-N-UNV-L850-ED2-U	NARROW DISTRIBUTION, 24,000 LUMENS, UNV, 5000K, FIXED OUTPUT	080083787654	24	1	24	•	•			★
	HBLED-LD5-24SE-W-UNV-L840-CD2-U	WIDE DISTRIBUTION, 24,000 LUMENS, UNV, 4000K, 0-10V	080083787739	24	1	24	•	•		•	★ 
	HBLED-LD5-24SE-W-UNV-L840-ED2-U	WIDE DISTRIBUTION, 24,000 LUMENS, UNV, 4000K, FIXED OUTPUT	080083787708	24	1	24	•	•			★
	HBLED-LD5-24SE-W-UNV-L850-CD2-U	WIDE DISTRIBUTION, 24,000 LUMENS, UNV, 5000K, 0-10V	080083786374	24	1	24	•	•		•	★ 
	HBLED-LD5-24SE-W-UNV-L850-ED2-U	HBLED WD DISTR 24000 LMS UNV 5000K FIXED	080083788668	24	1	24	•	•	•	•	★ 
	VHBLD-LD1-24-W-UNV-L840-CD1-U	VHBLD WD DISTR 24000 LMS UNV 4000K 0-10V	080083815708	15	1	48				•	★ 
30,000 Lumen											
	HBLED-LD5-30SE-W-UNV-L850-ED3-U	WIDE DISTRIBUTION, 30,000 LUMENS, UNV, 5000K, FIXED OUTPUT	080083787692	34.8	1	24		•			★
36,000 Lumen											
	HBLED-LD5-36SE-N-UNV-L850-ED3-U	NARROW DISTRIBUTION, 36,000 LUMENS, UNV, 5000K, FIXED OUTPUT	080083787623	34.8	1	24		•			★
	HBLED-LD5-36SE-W-UNV-L840-ED3-U	WIDE DISTRIBUTION, 36,000 LUMENS, UNV, 4000K, FIXED OUTPUT	080083787630	34.8	1	24	•	•			★


★ Indicates ARRA Eligible Product Ⓢ Indicates EISA Compliant Pulse Start Products  Indicates MarketPro Product


Please reference the Cooper Lighting Stock Guide Terms and Conditions page. Pictures are a representation of product categories and may not illustrate the exact skus listed. Product information is subject to change without notice. Consult factory representative for additional information and inventory details. Visit www.cooperlighting.com for more product information.

CATALOG NUMBER	DESCRIPTION	UPC CODE	WEIGHT	CASE QTY	PALLET QTY	IL	CA	NJ	TX	GA			
Industrial LED Linear Bay													
	4' 4ILED-LD4-11-N-UNV-L840-CD1-U	4FT LED LINEAR BAY, 11000 LUMEN, NARROW, 4000K, 0-10V, UNV	080083753413	15	1	25				•	★		
	4ILED-LD4-9-W-UNV-L840-CD1-U	4FT LED LINEAR BAY, 9000 LUMEN, WIDE, 4000K, 0-10V, UNV	080083753567	15	1	25				•	★		
F-Bay I5													
	4 Lamp I5454HT5-UPL-L5	4 LAMP, 54W T5HO PROGRAM RAPID START ELECTRONIC BALLAST, UPLIGHT, W/850 LAMPS	623961832376	27.5	1	25		•			•	★	
	I5454HT5-UPL-L5-MS	4 LAMP, 54W T5HO PROGRAM RAPID START ELECTRONIC BALLAST, UPLIGHT, W/850 LAMPS, MOTION SENSOR	623961832390	27.5	1	24		•				★	
F-Bay HBE Accessory													
Accessory MC6	MODULAR CORD & PLUG, 6' LENGTH, USE WITH MP OPTION	623961368455	0.51	40	1620		•	•			•	★	
F-Bay HBI Accessory													
Accessory HB-SPM	SINGLE MONOPOINT HANGING KIT WITH HUB (HBI ONLY)	623961956218	1.995	1	494		•	•	•	•	•	★	
HBAYC-CHAIN/SET-U	(2) HOOK-STYLE V-HANGERS, 36" CHAIN & (2) S-HOOKS (HBI AND HBL ONLY)	080083575756	0.475	24	2400		•		•	•	•	★	
HBI-FRM/CL-PK	HBI DOORFRAME WITH CLEAR LENS	080083545865	3.307	4	96		•	•	•			★	
HBI-FRM/LENS-PK	HBI DOORFRAME WITH PRISMATIC LENS	080083545872	3.351	4	72		•	•	•		•	★	
HBI-FRM/LENS/WG-PK	HBI DOORFRAME, PRISMATIC LENS AND WIREGUARD	080083545889	7.25	4	72		•	•	•		•	★	
HBI-FRM/WG-PK	WIREGUARD FOR HBI	080083545896	7.25	4	72		•				•	★	
HBI-MS-KIT-PK-120V/347V	MOTIONS SENSOR KIT FOR HBI	080083582464	0.7	4	50			•				★	
SWG/HBI-4FT-B	HEAVY DUTY WIREGUARD FOR HBI	080083545964	4.2	6	108		•	•	•	•	•	★	
F-Bay HBL Accessory													
Accessory HBL-SPM	SINGLE MONOPOINT HANGING KIT WITH HUB (HBL ONLY)	623961956201	1.224	1	494		•	•		•		★	
MPC6-120	MODULAR CORD & PLUG, 6FT, WITH 120V NEMA TWIST LOCK PLUG. USE WITH MP OPTION	623961368462	0.81	50	1200					•		★	
MPC6-277	MODULAR CORD & PLUG, 6FT, WITH 277V NEMA TWIST LOCK PLUG. USE WITH MP OPTION	623961368479	0.634	40	960		•			•	•	★	
WG/HBL6-4FT-B	4FT WIREGUARD FOR HBL 4 OR 6 LAMP	080083521494	4.675	8	48		•	•		•	•	★	
FH-1	FIXTURE HOOK 2-1/2"	662400121244	0.236	10	3500							★	
Light Duty													
	IAF Series 8TIAF-232-UNV-EB81-U	4 LAMP, TANDEM 8' INDUSTRIAL APERTURED UPLIGHT, CEE LISTED ELECTRONIC BALLAST, T8, FLIP-UP SOCKETS	080083519453	17.6	1	48		•	•		•	•	★
	IAF-232-UNV-EB81-U	2 LAMP, 4' APERTURED UPLIGHT INDUSTRIAL, CEE LISTED ELECTRONIC BALLAST, T8, FLIP-UP SOCKETS	080083519392	6.197	1	48		•			•		★
	ICF Series 8TICF-232-UNV-EB81-U	4 LAMP, TANDEM 8' INDUSTRIAL CLOSED TOP, ELECTRONIC BALLAST, T8, FLIP-UP SOCKETS	080083519439	22.4	1	60		•	•	•		★	
	ICF-232-UNV-EB81-U	2 LAMP, 4' INDUSTRIAL CLOSED TOP, CEE LISTED ELECTRONIC BALLAST, T8, FLIP-UP SOCKETS	080083519361	8.953	1	48		•	•	•		★	
	ICF-296-UNV-EB81-U	2 LAMP, 8' INDUSTRIAL CLOSED TOP, ELECTRONIC BALLAST, T8, 1UNV, FLIP-UP SOCKETS	080083519330	33.09	1	48		•	•		•	★	
Accessory ICF-4FT-REFL-B	WHITE 4' CLOSED TOP INDUSTRIAL REFLECTOR	080083519224	5.238	4	120		•	•				★	
WG/ICF-4FT-B	4' WHITE WIRE GUARD FOR USE W/IAF & ICF SERIES ONLY	662400106623	0.774	12	288		•	•		•	•	★	

★ Indicates ARRA Eligible Product Ⓜ Indicates EISA Compliant Pulse Start Products  Indicates MarketPro Product

Please reference the Cooper Lighting Stock Guide Terms and Conditions page. Pictures are a representation of product categories and may not illustrate the exact skus listed. Product information is subject to change without notice. Consult factory representative for additional information and inventory details. Visit www.cooperlighting.com for more product information.

CATALOG NUMBER	DESCRIPTION	UPC CODE	WEIGHT	CASE		PALLET					
				QTY	QTY	IL	CA	NJ	TX	GA	
Heavy Duty											
	2 Lamp 4' DMF-232-UNV-EB81-U	2 LAMP, 4' HEAVY INDUSTRIAL, CEE LISTED ELECTRONIC BALLAST, T8	080083608003	13.3	1	24					• ★



★ Indicates ARRA Eligible Product Ⓢ Indicates EISA Compliant Pulse Start Products  Indicates MarketPro Product

Please reference the Cooper Lighting Stock Guide Terms and Conditions page. Pictures are a representation of product categories and may not illustrate the exact skus listed. Product information is subject to change without notice. Consult factory representative for additional information and inventory details. Visit www.cooperlighting.com for more product information.













CATALOG NUMBER	DESCRIPTION	UPC CODE	WEIGHT	CASE PALLET				
				QTY	QTY	IL	CA	NJ

Vapor Tite





VT1 Vapor Tite

	4'	VT1-154T5-PCR-UNV-EHT1-WL-U	(1) 54 T5HO PROGRAM START BALLAST, 120-277V, HIGH AMBIENT, WET LOCATION	080083521326	15	1	24		★
----------------------------------------------------------------------------------	-----------	-----------------------------	-------------------------------------------------------------------------	--------------	----	---	----	-------------------------------------------------------------------------------------	---






VT2 Vapor Tite

	4'	4VT2-LD4-4-DR-UNV-L835-CD1-WL-U	4FT VAPORTITE, LED, 4000 LUMEN, 3500K, 0-10V, WET, UNV	080083753857	24.9	1	35		★	
		4VT2-LD4-4-DR-UNV-L840-CD1-WL-U	4FT VAPORTITE, LED, 4000 LUMEN, 4000K, 0-10V, WET, UNV	080083735297	24.9	1	35		★ 	
		4VT2-LD4-4-DR-UNV-L850-CD1-WL-U	4FT VAPORTITE, LED, 4000 LUMEN, 5000K, 0-10V, WET, UNV	080083724253	24.9	1	35		★	
		4VT2-LD4-6-DR-UNV-L840-CD1-WL-U	4FT VAPORTITE, LED, 6000 LUMEN, 4000K, 0-10V, WET, UNV	080083725861	24.9	1	35		★	
		4VT2-LD4-6-DR-UNV-L850-CD1-WL-U	4FT VAPORTITE, LED, 6000 LUMEN, 5000K, 0-10V, WET, UNV	080083725878	24.9	1	35		★	
		4VT2-LD4-8-DR-UNV-L835-CD1-WL-U	4FT VAPORTITE, LED, 8000 LUMEN, 3500K, 0-10V, WET, UNV	080083753840	24.9	1	35		★	
		4VT2-LD4-8-DR-UNV-L840-CD1-WL-U	4FT VAPORTITE, LED, 8000 LUMEN, 4000K, 0-10V, WET, UNV	080083753833	24.9	1	35		★	
		4VT2-LD4-8-DR-UNV-L850-CD1-WL-U	4FT VAPORTITE, LED, 8000 LUMEN, 5000K, 0-10V, WET, UNV	080083753826	24.9	1	35		★	
		8'	VT2-296HODR-120V-EB21-WL-U	2 LAMP, 8' 96W HO VAPORTITE, 120V, ELECTRONIC T12 BALLAST, WET LOCATION	662401552405	23.97	1	30		★



Accessory





VT-LATCH	VAPOR-TITE LATCHES	662400106685	0.021	1000	18000		★
VT2-4DR-U	4' VAPOR-TITE REPLACEMENT LENS FOR VT2 SERIES	662400233237	2.047	1	40		★
VT2-8DR-U	8' VAPOR-TITE REPLACEMENT LENS FOR VT2 SERIES	662400233220	15	1	20		★
VT2-CHAIN/SET-U	VAPOR-TITE CHAIN MOUNTING KIT	080083565740	0.545	25	2100		★

VT3 Vapor Tite

	4'	VT3-232DR-UNV-EB81-WL-GT4-U	(2) 32W T8 INSTANT START CEE LISTED BALLAST, 120-277V, WET LOCATION, GEAR TRAY PROVIDED WITH HOLES FOR M4 REFLECTOR ACCESSORY	623961996689	11	1	35		★
		VT3-254T5DR-UNV-EHT1-WL-GT4-U	(2) 54W T5 PROGRAM START BALLAST, 120-277V, HIGH AMBIENT, WET LOCATION, GEAR TRAY PROVIDED WITH HOLES FOR M4 REFLECTOR ACCESSORY	623961996702	6.567	1	35		★
	8'	8T3VT3-232DR-UNV-EB81-WL-GT4-U	(4) 32W T8 8' TANDEM INSTANT START CEE LISTED BALLAST, 120-277V, WET LOCATION, GEAR TRAY PROVIDED WITH HOLES FOR M4 REFLECTOR ACCESSORY	080083534319	17.21	1	30		★













VT4 Vapor Tite

	4 Lamp	VT4-454T5-M-DR-UNV-EHT1-WL-U	(4) 54 T5HO PROGRAM START BALLAST, 120-277V, HIGH AMBIENT, SPECULAR REFLECTOR, WET LOCATION	080083521425	10.4	1	24		★
------------------------------------------------------------------------------------	---------------	------------------------------	---------------------------------------------------------------------------------------------	--------------	------	---	----	---------------------------------------------------------------------------------------	---

CATALOG NUMBER	DESCRIPTION	UPC CODE	WEIGHT	CASE QTY	PALLET QTY	IL	CA	NJ	TX	GA	
Troffers											
APT Series											
	2 Lamp										
	APT-232	2 LAMP, 2'X4' LENSED TROFFER, PRISMATIC LENS, NEMA PREMIUM T8 UNV ELECTRONIC BALLAST	080083622009	20.5	1	28	•	•	•	•	★
	APT-232-L735	2 LAMP, 2'X4' LENSED TROFFER, PRISMATIC LENS, NEMA PREMIUM T8 UNV ELECTRONIC BALLAST W/735 LAMPS	080083653591	21.2	1	28				•	★
	APT-232-L735F	2 LAMP, 2'X4' LENSED TROFFER, PRISMATIC LENS, NEMA PREMIUM T8 UNV ELECTRONIC BALLAST W/741 LAMPS & FLEX	080083622078	23.38	1	28	•	•	•	•	★
	APP-2U6T8	2 U-LAMP, 2'X2' PARABOLIC, 9 CELL, SEMI SPECULAR LOUVER, NEMA PREMIUM T8 UNV ELECTRONIC BALLAST	080083621880	13.7	1	40				•	★
	APT-2U6T8	2 LAMP, 2'X2' LENSED TROFFER, PRISMATIC LENS, NEMA PREMIUM U6T8 UNV ELECTRONIC BALLAST	080083621958	10.5	1	56	•	•	•	•	★
	3 Lamp										
	APT-332	3 LAMP, 2'X4' LENSED TROFFER, PRISMATIC LENS, NEMA PREMIUM T8 UNV ELECTRONIC BALLAST	080083621941	20.5	1	28	•	•	•	•	★
	APT-332-L735	3 LAMP, 2'X4' LENSED TROFFER, PRISMATIC LENS, NEMA PREMIUM T8 UNV ELECTRONIC BALLAST W/735 LAMPS	080083622016	21.85	1	28	•	•		•	★
	APT-332-L735F	3 LAMP, 2'X4' LENSED TROFFER, PRISMATIC LENS, NEMA PREMIUM T8 UNV ELECTRONIC BALLAST W/735 LAMPS & FLEX	080083621996	24.28	1	28	•	•		•	★
	APT-332-L741	3 LAMP, 2'X4' LENSED TROFFER, PRISMATIC LENS, NEMA PREMIUM T8 UNV ELECTRONIC BALLAST W/741 LAMPS	080083622054	21.85	1	28		•		•	★
	APT-332-L741F	3 LAMP, 2'X4' LENSED TROFFER, PRISMATIC LENS, NEMA PREMIUM T8 UNV ELECTRONIC BALLAST W/741 LAMPS & FLEX	080083622061	23.83	1	28		•			★
	4 Lamp										
	24GR4840D	2X4 A LENS LED TROFFER 4800 LUMEN 4000K 0-10V DIM	080083755417	13	1	56					
	APT-432	4 LAMP, 2'X4' LENSED TROFFER, PRISMATIC LENS, NEMA PREMIUM T8 UNV ELECTRONIC BALLAST	080083621934	20.5	1	28	•	•	•	•	★
	APT-432-2EB	4 LAMP, 2'X4' LENSED TROFFER, PRISMATIC LENS, TWO NEMA PREMIUM T8 UNV ELECTRONIC BALLAST	080083622030	23.1	1	28		•		•	★
	APT-432-L735	4 LAMP, 2'X4' LENSED TROFFER, PRISMATIC LENS, NEMA PREMIUM T8 UNV ELECTRONIC BALLAST, T8 W/735 LAMPS	080083621972	22.3	1	28	•			•	★
	APT-432-L735F	4 LAMP, 2'X4' LENSED TROFFER, PRISMATIC LENS, NEMA PREMIUM T8 UNV ELECTRONIC BALLAST W/735 LAMPS & FLEX	080083621989	24.28	1	28				•	★
	APT-432-L741	4 LAMP, 2'X4' LENSED TROFFER, PRISMATIC LENS, NEMA PREMIUM T8 UNV ELECTRONIC BALLAST W/741 LAMPS	080083621965	22.3	1	28	•	•		•	★
	APT-432-L741F	4 LAMP, 2'X4' LENSED TROFFER, PRISMATIC LENS, NEMA PREMIUM T8 UNV ELECTRONIC BALLAST W/741 LAMPS & FLEX	080083622047	24.28	1	28	•	•		•	★








★ Indicates ARRA Eligible Product Ⓜ Indicates EISA Compliant Pulse Start Products  Indicates MarketPro Product

Please reference the Cooper Lighting Stock Guide Terms and Conditions page. Pictures are a representation of product categories and may not illustrate the exact skus listed. Product information is subject to change without notice. Consult factory representative for additional information and inventory details. Visit www.cooperlighting.com for more product information.

CATALOG NUMBER	DESCRIPTION	UPC CODE	WEIGHT	CASE QTY	PALLET QTY	IL	CA	NJ	TX	GA	
Striplights											
APS-NS Series											
	2' APS-NS117	1 LAMP, 24" NARROW STRIPLIGHT, NEMA PREMIUM T8 UNV ELECTRONIC BALLAST	080083622313	2.975	1	168	•	•	•	★	
	APS-NS217	2 LAMP, 24" NARROW STRIPLIGHT, NEMA PREMIUM T8 UNV ELECTRONIC BALLAST	080083622320	3.042	1	168	•	•	•	★	
	3' APS-NS125	1 LAMP, 36" NARROW STRIPLIGHT, NEMA PREMIUM T8 UNV ELECTRONIC BALLAST	080083622337	4.2	1	84				•	★
	4' APS-NS132	1 LAMP, 48" NARROW STRIPLIGHT, NEMA PREMIUM T8 UNV ELECTRONIC BALLAST	080083622351	3.266	1	336	•	•	•	•	★
	APS-NS232	2 LAMP, 48" NARROW STRIPLIGHT, NEMA PREMIUM T8 UNV ELECTRONIC BALLAST	080083622382	4.44	1	336	•	•	•	•	★
		8' APS-8NS132	2 LAMP, 96" NARROW STRIPLIGHT, NEMA PREMIUM T8 UNV ELECTRONIC BALLAST	080083622368	11.4	1	126				•
APS-8NS232		4 LAMP, 96" NARROW STRIPLIGHT, NEMA PREMIUM T8 UNV ELECTRONIC BALLAST	080083622399	11.4	1	126	•	•	•	•	★
APS-WS Series											
	4' APS-WS232	2 LAMP, 48" WIDE STRIPLIGHT, NEMA PREMIUM T8 UNV ELECTRONIC BALLAST	080083622412	5.55	1	90	•	•	•	•	★
		8' APS-8WS232	4 LAMP, 96" WIDE STRIPLIGHT, NEMA PREMIUM T8 UNV ELECTRONIC BALLAST	080083622405	11.4	1	72	•	•	•	•
SLSTP Series											
	2' 2SLSTP1040DD-120V	2 FT., LINEAR LED STRIPLIGHT, 1000 LUMEN, 4000K, 120V TRIAC DIMMABLE	080083705771	2.52	2	144	•	•	•	•	
	2SLSTP2040DD-120V	2 FT., LINEAR LED STRIPLIGHT, 2000 LUMEN, 4000K, 120V TRIAC DIMMABLE	080083705788	4.7	2	144	•	•	•	•	
	4' 4SLSTP2040DD-120V	4 FT., LINEAR LED STRIPLIGHT, 2000 LUMEN, 4000K, 120V TRIAC DIMMABLE	080083705795	5.7	2	72	•	•	•	•	
	4SLSTP2040DD-UNV	4 FT., LINEAR LED STRIPLIGHT, 2000 LUMEN, 4000K, UNV, 0 TO 10V DIMMABLE	080083705818	6.5	2	72	•	•	•	•	
	4SLSTP4040DD-120V	4 FT., LINEAR LED STRIPLIGHT, 4000 LUMEN, 4000K, 120V TRIAC DIMMABLE	080083705801	6.5	2	72	•	•	•	•	
	4SLSTP4040DD-UNV	4 FT., LINEAR LED STRIPLIGHT, 4000 LUMEN, 4000K, UNV, 0 TO 10V DIMMABLE	080083705825	6.5	2	72	•	•	•	•	
Vapor Tite											
APHDVT Series											
	2 Lamp APHDVT-232	2 LAMP, 48" HEAVY DUTY VAPORTITE, NEMA PREMIUM T8 UNV ELECTRONIC BALLAST	080083623563	9.925	1	35				•	★




★ Indicates ARRA Eligible Product Ⓜ Indicates EISA Compliant Pulse Start Products  Indicates MarketPro Product

Please reference the Cooper Lighting Stock Guide Terms and Conditions page. Pictures are a representation of product categories and may not illustrate the exact skus listed. Product information is subject to change without notice. Consult factory representative for additional information and inventory details. Visit www.cooperlighting.com for more product information.

CATALOG NUMBER	DESCRIPTION	UPC CODE	WEIGHT	CASE QTY	PALLET QTY	IL	CA	NJ	TX	GA	
High Bay											
APHL Series											
	4 Lamp APHL-454-SN-UPL	4 LAMP, 48" HIGH BAY, NARROW SPECULAR REFLECTOR WITH UPLIGHT, T5HO UNV ELECTRONIC BALLAST	080083622238	15.5	1	34			•		★
	APHL-454-SW-UPL-L850	4 LAMP, 48" HIGH BAY, WIDE SPECULAR REFLECTOR WITH UPLIGHT, T5HO UNV ELECTRONIC BALLAST WITH 850 LAMPS	080083622245	17.5	1	34	•	•		•	★
	6 Lamp APHL-632-SN-UPL	6 LAMP, 48" HIGH BAY, NARROW SPECULAR REFLECTOR WITH UPLIGHT, HIGH OUTPUT T8 UNV ELECTRONIC BALLAST	080083622214	17.5	1	34		•		•	★
	APHL-632-SW-UPL	6 LAMP, 48" HIGH BAY, WIDE SPECULAR REFLECTOR WITH UPLIGHT, HIGH OUTPUT T8 UNV ELECTRONIC BALLAST	080083622221	17.5	1	34	•	•		•	★
	APHL-654-SN-UPL	6 LAMP, 48" HIGH BAY, NARROW SPECULAR REFLECTOR WITH UPLIGHT, T5HO UNV ELECTRONIC BALLAST	080083622252	17.5	1	34			•		★
	APHL-654-SW-UPL-L850	6 LAMP, 48" HIGH BAY, WIDE SPECULAR REFLECTOR WITH UPLIGHT, T5HO UNV ELECTRONIC BALLAST WITH 850 LAMPS	080083622269	17.5	1	34	•				★
Low Bay											
APLBC Series											
	2 Lamp APLBC-232	2 LAMP, 48" LOW BAY INDUSTRIAL, NEMA PREMIUM T8 UNV ELECTRONIC BALLAST	080083622092	7.4	1	48			•	•	★
	4 Lamp AP8LBC-232	4 LAMP, 96" LOW BAY INDUSTRIAL, NEMA PREMIUM T8 UNV ELECTRONIC BALLAST	080083622108	22.4	1	48	•	•		•	★
Shoplight											
SHP Series											
	4' LED 4SHP3240R	43" UTILITY SHOPLIGHT LED 3200LM 4000K 120V PHASE CUT DIMMABLE	080083785599	4.3	2	108		•		•	
Flushmount											
FMLED Series											
	20" FMLED20WH840PR	20", LED ROUND FLUSHMOUNT, 4000K, ELECTRONIC DRIVER	080083706815	2.06	2	24		•		•	
Recessed Static											
GR LED Series											
	2'x2' 22GR3240D	2X2 A LENS LED TROFFER 3200 LUMEN 4000K 0-10V DIM	080083755479	8.27	1	56			•	•	• 

★ Indicates ARRA Eligible Product Ⓜ Indicates EISA Compliant Pulse Start Products  Indicates MarketPro Product

Please reference the Cooper Lighting Stock Guide Terms and Conditions page. Pictures are a representation of product categories and may not illustrate the exact skus listed. Product information is subject to change without notice. Consult factory representative for additional information and inventory details. Visit www.cooperlighting.com for more product information.

CATALOG NUMBER	DESCRIPTION	UPC CODE	WEIGHT	CASE QTY	PALLET QTY						
					IL	CA	NJ	TX	GA		
2'x4'											
24GR6440D	2X4 A LENS LED TROFFER 6400 LUMEN 4000K 0-10V DIM	080083755431	20.5	1	28	•			•	•	
24GR4240D	2X4 A LENS LED TROFFER 4200 LUMEN 4000K 0-10V DIM	080083755370	19.8	1	56	•		•	•	•	
24GR4235D	2X4 A LENS LED TROFFER 4200 LUMEN 3500K 0-10V DIM	080083755363	13	1	28	•			•	•	

CATALOG NUMBER

DESCRIPTION




UPC CODE WEIGHT CASE QTY PALLET QTY IL CA NJ TX GA

Lumark Outdoor

Wall Mount

LED Square Wall Pack








WPSQLED

WPSQLED-100-UNV	LED SQUARE WALL PACK, 101W, 4000K, 120-277V	080083805709	21.63	1	40	
WPSQLED-65-UNV	LED SQUARE WALL PACK, 64W, 4000K, 120-277V	080083805662	21.63	1	40	
WPSQLED-75-UNV	LED SQUARE WALL PACK, 75W, 4000K, 120-277V	080083805686	21.63	1	40	

WP LED Wall Pack








WPLLED

WPLLED-100-GL-UNV	WAL-PAK, LED, 82W, 10,264 LUMENS, 120-277V, 4000K, STANDARD BRONZE, BOROSILICATE LENS	080083776405	16.5	1	48	
WPLLED-100-GL-UNV-7050	WAL-PAK, LED, 82W, 10,424 LUMENS, 120-277V, 5000K, STANDARD BRONZE, BOROSILICATE LENS	080083776481	16.5	1	48	
WPLLED-100-GL-UNV-PC	WAL-PAK, LED, 82W, 10,264 LUMENS, 120-277V, 4000K, STANDARD BRONZE, BOROSILICATE LENS, 120-277V PC	080083776566	16.5	1	48	
WPLLED-125-GL-UNV	WAL-PAK, LED, 122W, 15,143 LUMENS, 120-277V, 4000K, STANDARD BRONZE, BOROSILICATE LENS	080083776429	18	1	40	
WPLLED-125-GL-UNV-7050	WAL-PAK, LED, 122W, 15,379 LUMENS, 120-277V, 5000K, STANDARD BRONZE, BOROSILICATE LENS	080083776504	18	1	40	
WGL/WLPAK	WAL-PAK, LED, LARGE WIRE GUARD (WPL)	080083777808	0.1	1	24	
WPLLED-125-GL-UNV-PC	WAL-PAK, LED, 122W, 15,379 LUMENS, 120-277V, 5000K, PC	080083776580	18	1	40	








WPMLED

WPMLED-75-GL-UNV	WAL-PAK, LED, 76W, 8,683 LUMENS, 120-277V, 4000K, STANDARD BRONZE, BOROSILICATE LENS	080083776382	16.2	1	72	
WPMLED-75-GL-UNV-7050	WAL-PAK, LED, 76W, 8,818 LUMENS, 120-277V, 5000K, STANDARD BRONZE, BOROSILICATE LENS	080083776467	16.2	1	72	
WPMLED-75-GL-UNV-PC	WAL-PAK, LED, 76W, 8,683 LUMENS, 120-277V, 4000K, STANDARD BRONZE, BOROSILICATE LENS, 120-277V PC	080083776542	16.2	1	72	
VSM/WLPAK	WAL-PAK, LED MEDIUM VISOR (WPM)	080083777785	0.1	1	24	
WGM/WLPAK	WAL-PAK, LED MEDIUM WIRE GUARD (WPM)	080083777761	0.1	1	24	



WPSLED

WPSLED-30-GL-UNV	WAL-PAK, LED, 27W, 3,382 LUMENS, 120-277V, 4000K, STANDARD BRONZE, BOROSILICATE LENS	080083776368	9.45	6	144	
WPSLED-30-GL-UNV-7050	WAL-PAK, LED, 27W, 3,435 LUMENS, 120-277V, 5000K, STANDARD BRONZE, BOROSILICATE LENS	080083776443	9.45	6	144	
VSL/WLPAK	WAL-PAK, LED LARGE VISOR (WPL)	080083777822	0.1	1	24	
VSS/WLPAK	WAL-PAK, LED SMALL VISOR (WPS)	080083776627	0.1	1	24	
WGS/WLPAK	WAL-PAK, LED, SMALL WIRE GUARD (WPS)	080083776603	0.1	1	24	

CATALOG NUMBER	DESCRIPTION	UPC CODE	WEIGHT	CASE QTY	PALLET QTY	IL	CA	NJ	TX	GA	
Crosstour MAXX LED											
	Full Cutoff - LED										
XTOR8B	CROSSTOUR MAXX, LED 81W, WALL MOUNT, FULL CUTOFF DOOR, 5000K, 120-277V, CARBON BRONZE	080083774814	12.3	2	60	•	•	•	•	•	
XTOR8B-PMA	CROSSTOUR MAXX, LED 81W, WALL MOUNT, FULL CUTOFF DOOR, POLE MOUNT ARM, 5000K, 120-277V, CARBON BRONZE	080083775118	7.776	1	60	•	•	•	•	•	
XTOR8B-PC2	CROSSTOUR MAXX, LED 81W, WALL MOUNT, FULL CUTOFF DOOR, 5000K, 208-277V PC, 120-277V, CARBON BRONZE	080083775200	12.4	2	96					•	
XTOR8B-PC1	CROSSTOUR MAXX, LED 81W, WALL MOUNT, FULL CUTOFF DOOR, 5000K, 120-277V, CARBON BRONZE, 120V PC	080083774869	7.776	6	270	•	•	•	•	•	
XTOR6B	CROSSTOUR MAXX, LED 58W, WALL MOUNT, FULL CUTOFF DOOR, 5000K, 120-277V, CARBON BRONZE	080083774807	5.55	2	60	•	•	•	•	•	
XTOR6B-PC1	CROSSTOUR MAXX, LED 58W, WALL MOUNT, FULL CUTOFF DOOR, 5000K, 120-277V, CARBON BRONZE, 120V PC	080083774845	7.776	2	270	•	•	•	•	•	
XTOR6B-PC2	CROSSTOUR MAXX, LED 58W, WALL MOUNT, FULL CUTOFF DOOR, 5000K, 208-277V PC, 120-277V, CARBON BRONZE	080083775187	7.776	6	270			•	•	•	
XTOR6B-PMA	CROSSTOUR MAXX, LED 58W, WALL MOUNT, FULL CUTOFF DOOR, POLE MOUNT ARM, 5000K, 120-277V, CARBON BRONZE	080083775149	7.776	1	60			•	•	•	
XTOR6B-W	CROSSTOUR MAXX, LED 58W, WALL MOUNT, FULL CUTOFF DOOR, 4000K, 120-277V, CARBON BRONZE	080083775071	7.776	2	60			•	•	•	
XTOR6B-WT	CROSSTOUR MAXX, LED 58W, WALL MOUNT, FULL CUTOFF DOOR, 5000K, 120-277V, SUMMIT WHITE	080083775132	7.776	2	270	•	•	•	•	•	
XTOR12B	CROSSTOUR MAXX, LED 102W, WALL MOUNT, FULL CUTOFF DOOR, 5000K, 120-277V, CARBON BRONZE	080083779574	12	2	60	•	•	•	•	•	
XTOR12B-PC1	CROSSTOUR MAXX, LED 102W, WALL MOUNT, FULL CUTOFF DOOR, 5000K, 120-277V, CARBON BRONZE, 120V PC	080083779529	12	2	60						
	Refractive Lens - LED										
XTOR8BRL	CROSSTOUR MAXX, LED 81W, WALL MOUNT, REFRACTIVE LENS, 5000K, 120-277V, CARBON BRONZE	080083774852	11.9	2	60	•	•	•	•	•	
XTOR8BRL-PC1	CROSSTOUR MAXX, LED 81W, WALL MOUNT, REFRACTIVE LENS, 5000K, 120-277V, CARBON BRONZE, 120V PC	080083774876	12.15	2	120	•	•	•	•	•	
XTOR6BRL-PC1	CROSSTOUR MAXX, LED 58W, WALL MOUNT, REFRACTIVE LENS, 5000K, 120-277V, CARBON BRONZE, 120V PC	080083774838	7.776	2	270			•	•	•	
XTOR8BRL-PMA	CROSSTOUR MAXX, LED 81W, WALL MOUNT, REFRACTIVE LENS, POLE MOUNT ARM, 5000K, 120-277V, CARBON BRONZE	080083775125	7.776	6	270					•	
XTOR8BRL-PC2	CROSSTOUR MAXX, LED 81W, WALL MOUNT, REFRACTIVE LENS, 5000K, 120-277V, CARBON BRONZE, 208-277V PC	080083775088	7.776	6	270					•	
XTOR6BRL	CROSSTOUR MAXX, LED 58W, WALL MOUNT, REFRACTIVE LENS, 5000K, 120-277V, CARBON BRONZE	080083774821	12.2	2	80	•	•	•	•	•	
XTOR6BRL-PC2	CROSSTOUR MAXX, LED 58W, WALL MOUNT, REFRACTIVE LENS, 5000K, 120-277V, CARBON BRONZE, 208-277V PC	080083775156	7.776	6	270			•	•	•	
XTOR6BRL-PMA	CROSSTOUR MAXX, LED 58W, WALL MOUNT, REFRACTIVE LENS, POLE MOUNT ARM, 5000K, 120-277V, CARBON BRONZE	080083775170	7.776	1	60			•	•	•	
XTOR6BRL-W	CROSSTOUR MAXX, LED 58W, WALL MOUNT, REFRACTIVE LENS, 4000K, 120-277V, CARBON BRONZE	080083775163	7.776	6	270	•	•	•	•	•	
XTOR12BRL	CROSSTOUR MAXX, LED 102W, WALL MOUNT, REFRACTIVE LENS, 5000K, 120-277V, CARBON BRONZE	080083779581	12	2	60	•	•	•	•	•	
XTOR12BRL-PC1	CROSSTOUR MAXX, LED 102W, WALL MOUNT, REFRACTIVE LENS, 5000K, 120-277V, CARBON BRONZE, 120V PC	080083779505	12	2	60						
XTOR6BRL-WT	CROSSTOUR MAXX, LED 58W, WALL MOUNT, REFRACTIVE LENS, 5000K, 120-277V, SUMMIT WHITE	080083775194	7.776	2	60	•	•	•	•	•	

★ Indicates ARRA Eligible Product ⓔ Indicates EISA Compliant Pulse Start Products  Indicates MarketPro Product







Please reference the Cooper Lighting Stock Guide Terms and Conditions page. Pictures are a representation of product categories and may not illustrate the exact skus listed. Product information is subject to change without notice. Consult factory representative for additional information and inventory details. Visit www.cooperlighting.com for more product information.

CATALOG NUMBER	DESCRIPTION	UPC CODE	WEIGHT	CASE QTY	PALLET QTY	REGIONAL AVAILABILITY					
						IL	CA	NJ	TX	GA	
Crosstour MAXX LED Accessory											
WG-XTORMX	CROSSTOUR MAXX LED WIRE GUARD	080083665334	1.938	1	60		•				•
EWP/XTORMX	CROSSTOUR MAXX WALL PLATE, CARBON BRONZE	080083700592	10	1	120						• ★
EWP/XTORMX-WT	CROSSTOUR MAXX WALL PLATE, SUMMIT WHITE	080083700608	10	1	120						• ★

Crosstour - LED









Full Cutoff - LED
















XTOR2B-PC1	CROSSTOUR, LED, 18W, SMALL HOUSING, FULL CUTOFF, 5000K, 120-277V, CARBON BRONZE, 120V PC	080083778249	3.689	6	240	•	•				•	
XTOR2B-W	CROSSTOUR, LED, 18W, SMALL HOUSING, FULL CUTOFF, 4000K, 120-277V, CARBON BRONZE	080083778256	3.689	6	240	•	•	•	•	•		
XTOR2B-WT	CROSSTOUR, LED, 18W, SMALL HOUSING, FULL CUTOFF, 5000K, 120-277V, SUMMIT WHITE	080083778379	3.689	6	240						•	
XTOR4B	CROSSTOUR, LED, 38W, MEDIUM HOUSING, FULL CUTOFF, 5000K, 120-277V, CARBON BRONZE	080083778003	3.66	6	270	•	•	•	•	•	•	★ 
XTOR4B-PC1	CROSSTOUR, LED, 38W, MEDIUM HOUSING, FULL CUTOFF, 5000K, 120-277V, CARBON BRONZE, 120V PC	080083778034	3.66	6	270	•	•				•	
XTOR1B	CROSSTOUR, LED, 12W, SMALL HOUSING, FULL CUTOFF, 5000K, 120-277V, CARBON BRONZE	080083777969	3.574	6	240	•	•	•	•	•		
XTOR1B-PC1	CROSSTOUR, LED, 12W, SMALL HOUSING, FULL CUTOFF, 5000K, 120-277V, CARBON BRONZE, 120V PC	080083777990	3.574	6	240		•				•	
XTOR1B-W	CROSSTOUR, LED, 12W, SMALL HOUSING, FULL CUTOFF, 4000K, 120-277V, CARBON BRONZE	080083777983	3.574	6	240	•	•	•	•	•		
XTOR1B-WT	CROSSTOUR, LED, 12W, SMALL HOUSING, FULL CUTOFF, 5000K, 120-277V, SUMMIT WHITE	080083777976	3.574	6	240						•	
XTOR2B	CROSSTOUR, LED, 18W, SMALL HOUSING, FULL CUTOFF, 5000K, 120-277V, CARBON BRONZE	080083778225	3.689	6	270	•	•	•	•	•		
XTOR3B	CROSSTOUR, LED, 26W, SMALL HOUSING, FULL CUTOFF, 5000K, 120-277V, CARBON BRONZE	080083778041	3.66	6	270	•	•	•	•	•		
XTOR3B-PC1	CROSSTOUR, LED, 26W, SMALLHOUSING, FULL CUTOFF, 5000K, 120-277V, CARBON BRONZE, 120V PC	080083778072	3.66	6	270	•	•	•			•	
XTOR3B-W	CROSSTOUR, LED, 26W, SMALL HOUSING, FULL CUTOFF, 4000K, 120-277V, CARBON BRONZE	080083778058	3.66	6	270	•	•	•	•	•		
XTOR3B-WT	CROSSTOUR, LED, 26W, SMALL HOUSING, FULL CUTOFF, 5000K, 120-277V, CARBON SUMMIT WHITE	080083778065	3.66	6	270						•	
XTOR4B-W	CROSSTOUR MAXX, LED 38W, WALL MOUNT, FULL CUTOFF DOOR, 4000K, 120-277V, CARBON BRONZE	080083778027	3.66	6	270						•	
XTOR4B-WT	CROSSTOUR MAXX, LED 38W, WALL MOUNT, FULL CUTOFF DOOR, 5000K, 120-277V, SUMMIT WHITE	080083778010	3.66	6	270						•	

Crosstour LED Accessory

WG/XTOR	WIRE GUARD FOR CROSSTOUR	080083607402	1.75	15	120						•	
EWP/XTOR	CROSSTOUR WALL PLATE, CARBON BRONZE	080083700578	4	1	117						•	★
EWP/XTOR-WT	CROSSTOUR WALL PLATE, SUMMIT WHITE	080083700585	4	1	117						•	★





CATALOG NUMBER	DESCRIPTION	UPC CODE	WEIGHT	CASE QTY	PALLET QTY	IL	CA	NJ	TX	GA	
Wal-Pak											
Refractive Lens - LED											
	WPL4B	WAL-PAK, LED, 32W, 4199 LUMENS, 120-277V, 5000K, STANDARD BRONZE, REFRACTIVE LENS	080083751365	12.892	1	24	•	•	•	•	★ 
	WPL3B	WAL-PAK, LED, 27W, 3,333 LUMENS, 120-277V, 5000K, STANDARD BRONZE, REFRACTIVE LENS	080083751372	12.892	1	18					★ 
	WPL6B	WAL-PAK, LED, 46W, 5883 LUMENS, 120-277V, 5000K, STANDARD BRONZE, REFRACTIVE LENS	080083751402	12.892	1	24	•				★ 
	LDWP-GL-6B-ED-7040	WAL-PAK, LED, 46W, 5828 LUMENS, 120-277V, 4000K, STANDARD BRONZE, REFRACTIVE LENS	080083768462	24	1	24					★
Refractive Lens - High Pressure Sodium											
	WPS25	WAL-PAK 250W HPS MULTI-TAP BOROSILICATE GLASS WALL MOUNT, W/LAMP BRONZE, HINGED REMOVABLE DOOR	080083541225	9.623	1	24					★
	WPS40	WAL-PAK 400W HPS MULTI-TAP BOROSILICATE GLASS WALL MOUNT, W/LAMP BRONZE, HINGED REMOVABLE DOOR	080083541232	10.898	1	24					★
Full Cutoff - LED											
	WPL3BC	WAL-PAK, 27W, 120-277V, FULL CUTOFF, BRONZE, 5000K, WALL MOUNT	080083751396	12.892	1	24					★
	WPL4BC	WAL-PAK, 32W, 120-277V, FULL CUTOFF, BRONZE, 5000K, WALL MOUNT	080083751389	12.892	1	24	•				★
	WPL6BC	WAL-PAK, 46W, 120-277V, FULL CUTOFF, BRONZE, 5000K, WALL MOUNT	080083751419	12.892	1	24					★
Wal-Pak Accessory											
	WG/WPGL	WAL-PAK BOROSILICATE GLASS DOOR WIRE GUARD	080083545674	1.679	1	63					•

Floodlight

CATALOG NUMBER	DESCRIPTION	UPC CODE	WEIGHT	CASE QTY	PALLET QTY	IL	CA	NJ	TX	GA	
Night Falcon LED Floodlight											
	Small Knuckle Mount										
NFFLD-S-C15-KNC-UNV	NIGHT FALCON SMALL, 52W, 4000K, 120-277V, 6X6, KNUCKLE, CARBON BRONZE	080083760268	13.34	1	48				•	•	
NFFLD-S-C70-KNC-UNV	NIGHT FALCON SMALL, 20W, 4000K, 120-277V, 6X6, KNUCKLE, CARBON BRONZE	080083760282	13.34	1	48				•	•	
NFFLD-S-C15-KNC-UNV-PC2	NIGHT FALCON SMALL, 52W, 4000K, 120-277V, 6X6, KNUCKLE, CARBON BRONZE, 208-277V PHOTOCONTROL	080083788170	13.34	1	48				•		
NFFLD-S-C70-KNC-UNV-PC2	NIGHT FALCON SMALL, 20W, 4000K, 120-277V, 6X6, KNUCKLE, CARBON BRONZE, 208-277V PC	080083788194	13.34	1	48				•		
NFFLD-S-C70-KNC-UNV-PC1	NIGHT FALCON SMALL, 20W, 4000K, 120-277V, 6X6, KNUCKLE, CARBON BRONZE, 120V-277VPC	080083760350	13.34	1	48				•		
NFFLD-S-C15-KNC-UNV-PC1	NIGHT FALCON SMALL, 52W, 4000K, 120-277V, 6X6, KNUCKLE, CARBON BRONZE, 120-277V PHOTOCONTROL	080083760329	13.34	1	48				•		
	Small Trunnion Mount										
NFFLD-S-C70-T-UNV	NIGHT FALCON SMALL, 20W, 4000K, 120-277V, 6X6, TRUNNION, CARBON BRONZE	080083760299	13.34	1	48				•		
NFFLD-S-C15-T-UNV	NIGHT FALCON SMALL, 52W, 4000K, 120-277V, 6X6, TRUNNION, CARBON BRONZE	080083760275	13.34	1	48				•		
NFFLD-S-C15-T-UNV-PC2	NIGHT FALCON SMALL, 52W, 4000K, 120-277V, 6X6, TRUNNION, CARBON BRONZE, 208-277V PHOTOCONTROL	080083788200	13.34	1	48	•	•	•	•	•	
NFFLD-S-C70-T-UNV-PC2	NIGHT FALCON SMALL, 20W, 4000K, 120-277V, 6X6, TRUNNION, CARBON BRONZE, 208-277V PHOTOCONTROL	080083788187	13.34	1	48				•		
NFFLD-S-C15-T-UNV-PC1	NIGHT FALCON SMALL, 52W, 4000K, 120-277V, 6X6, TRUNNION, CARBON BRONZE, 120-277V PC	080083760336	13.34	1	48	•	•	•	•	•	
	Slipfitter Mount										
VS/NFFLD	NIGHT FALCON LED FLOODLIGHT VANDAL SHIELD	080083747993	1	1	126		•			•	
WG/NFFLD	NIGHT FALCON LED FLOODLIGHT WIRE GUARD	080083748006	1	1	126		•			•	
TS2/NFFLD-CB	NIGHT FALCON LED FLOODLIGHT TOP AND SIDE VISOR, BRONZE	080083736270	1	1	126		•			•	
NFFLD-C40-S	NIGHT FALCON, 129W, 4000K, 120-277V, 6X6, SLIPFITTER, CARBON BRONZE	080083801206	19.7	1	20	•	•	•	•	•	
NFFLD-C25-S	NIGHT FALCON, 85W, 4000K, 120-277V, 6X6, SLIPFITTER, CARBON BRONZE	080083801244	19.752	1	20	•	•	•	•	•	
	Trunnion Mount										
NFFLD-C40-T	NIGHT FALCON, 129W, 4000K, 120-277V, 6X6, TRUNNION, CARBON BRONZE	080083801183	22.85	1	20	•	•	•	•	•	
NFFLD-C25-T	6X6 NIGHT FALCON, 85W, 4000K, 120-277V, TRUNNION, CARBON BRONZE	080083801220	19.752	1	20	•	•	•	•	•	
	Large Slipfitter Mount										
NFFLD-L-C100-S	NIGHT FALCON LARGE, 252W, 4000K, 120-277V, 6X6, SLIPTFITTER, CARBON BRONZE	080083800889	47.75	1	6	•	•	•	•	•	
	Large Trunnion Mount										
NFFLD-L-C100-T	NIGHT FALCON LARGE, 252W, 4000K, 120-277V, 6X6, TRUNNION, CARBON BRONZE	080083800902	47.75	1	6	•	•	•	•	•	

★ Indicates ARRA Eligible Product Ⓜ Indicates EISA Compliant Pulse Start Products  Indicates MarketPro Product

Please reference the Cooper Lighting Stock Guide Terms and Conditions page. Pictures are a representation of product categories and may not illustrate the exact skus listed. Product information is subject to change without notice. Consult factory representative for additional information and inventory details. Visit www.cooperlighting.com for more product information.

CATALOG NUMBER	DESCRIPTION	UPC CODE	WEIGHT	CASE QTY	PALLET QTY	IL	CA	NJ	TX	GA		
Crosstour Floodlight												
	Knuckle Mount XTORFLD-KNC	CROSSTOUR, KNUCKLE FLOODLIGHT KIT CARBON BRONZE, INCLUDES 1/2" KNUCKLE PLATE, SMALL AND LARGE VISOR AND IMPACT SHIELD. CROSSTOUR LUMINAIRE SOLD SEPARATELY.	080083619115	1.352	12	420	•	•	•	•	•	
	XTORFLD-KNC-WT	CROSSTOUR, KNUCKLE FLOODLIGHT KIT SUMMIT WHITE, INCLUDES 1/2" KNUCKLE PLATE, SMALL AND LARGE VISOR AND IMPACT SHIELD. CROSSTOUR LUMINAIRE SOLD SEPARATELY.	080083619139	1.421	4	120					•	
	Trunnion Mount XTORFLD-TRN	CROSSTOUR, TRUNNION FLOODLIGHT KIT CARBON BRONZE, INCLUDES TRUNNION BRACKET, SMALL AND LARGE VISOR AND IMPACT SHIELD. CROSSTOUR LUMINAIRE SOLD SEPARATELY.	080083619153	1.968	4	120	•	•	•	•	•	
	XTORFLD-TRN-WT	CROSSTOUR, TRUNNION FLOODLIGHT KIT SUMMIT WHITE, INCLUDES TRUNNION BRACKET, SMALL AND LARGE VISOR AND IMPACT SHIELD. CROSSTOUR LUMINAIRE SOLD SEPARATELY.	080083619177	2.006	4	120		•			•	
SF Falcon												
	Knuckle - Compact Fluorescent CFSF-K-42-E-LL	SF FALCON FLOOD COMPACT FLUORESCENT, 42W CF 120V-277V KNUCKLE W/LAMP BRONZE	623961916595	10	1	48	•					★
Warrior												
	Slipfitter - High Pressure Sodium XS40	WARRIOR FLOODLIGHT 400W HPS MULTI-TAP SLIPFITTER W/LAMP BRONZE	662400117476	34	1	24					•	★
	Trunnion - High Pressure Sodium WS40	WARRIOR FLOODLIGHT 400W HPS MULTI-TAP TRUNNION W/LAMP BRONZE	662400117360	38	1	24					•	★
Parking/Canopy												
Quadcast - LED												
	Quadcast - LED QDCOV	QUADCAST COVER	080083727261	1.716	12	144					•	
	QDCAST1B	QUADCAST LED PARKING GARAGE/CANOPY, 56W, HINGED DOOR. UNIVERSAL MOUNTING PLATE, 4-LED OPTICAL PANELS, 120V-277V, 4000K, CONCRETE GREY	080083632749	8.8	4	48	•	•	•	•	•	
	Quadcast Birdguard QDPBG	QUADCAST LED PARKING GARAGE, 6" PENDANT BIRD GUARD	080083650989	1.95	1	36					•	★

★ Indicates ARRA Eligible Product Ⓢ Indicates EISA Compliant Pulse Start Products  Indicates MarketPro Product

Please reference the Cooper Lighting Stock Guide Terms and Conditions page. Pictures are a representation of product categories and may not illustrate the exact skus listed. Product information is subject to change without notice. Consult factory representative for additional information and inventory details. Visit www.cooperlighting.com for more product information.

CATALOG NUMBER

DESCRIPTION

UPC CODE WEIGHT CASE QTY PALLET QTY IL CA NJ TX GA

Canopy

Canopy Slim Low Profile




LED 40-55W

CLCSLED-40-SM-UNV	LED CANOPY LUMINAIRE, 36W, 120-277V, 4000K	080083776061	6.8	6	108	•	•	•	•	•	
CLCSLED-40-SM-UNV-7050	LED CANOPY LUMINAIRE, 36W, 120-277V, 5000K	080083776184	6.85	6	144	•	•	•	•	•	
CLCSLED-55-SM-UNV	LED CANOPY LUMINAIRE, 56W, 120-277V, 4000K	080083776085	0.1	6	108	•	•	•	•	•	
CLCSLED-55-SM-UNV-7050	LED CANOPY LUMINAIRE, 56W, 120-277V, 5000K	080083776207	7.4	6	72	•	•	•	•	•	
CLCSLED-40-SM-UNV-BPC	LED CANOPY LUMINAIRE, 36W, 120-277V, 4000K, PC	080083776269	0.1	1	16	•	•	•	•	•	
CLCSLED-55-SM-UNV-BPC	LED CANOPY LUMINAIRE, 56W, 120-277V, 4000K, PC	080083776283	0.1	1	144	•	•	•	•	•	



LED 86-117W



CLCSLED-117-SM-UNV	LED CANOPY LUMINAIRE, 121W, 120-277V, 4000K	080083776160	0.1	1	44	•	•	•	•	•	
CLCSLED-117-SM-UNV-7050	LED CANOPY LUMINAIRE, 121W, 120-277V, 5000K	080083776245	14.6	1	42	•	•	•	•	•	
CLCSLED-86-SM-UNV	LED CANOPY LUMINAIRE, 92W, 120-277V, 4000K	080083776108	14.4	1	54	•	•	•	•	•	
CLCSLED-86-SM-UNV-7050	LED CANOPY LUMINAIRE, 92W, 120-277V, 5000K	080083776221	14.6	1	54	•	•	•	•	•	
CLCSLED-117-SM-UNV-BPC	LED CANOPY LUMINAIRE, 121W, 120-277V, 4000K, PC	080083776320	0.1	1	44	•	•	•	•	•	
CLCSLED-86-SM-UNV-BPC	LED CANOPY LUMINAIRE, 92W, 120-277V, 4000K, PC	080083776306	0.1	1	44	•	•	•	•	•	

Area / Site

Prevail LED



LED

PRVS-A40-UNV-T3	PREVAIL LED AREA/SITE, 143W, 15,100 LUMENS, T3, 4000K, 120-277V, STANDARD MOUNTING ARM, BRONZE	080083746231	15	1	16	•	•	•	•	•	
PRVS-A25-UNV-T3	PREVAIL LED AREA/SITE, 87W, 10,200 LUMENS, T3, 4000K, 120-277V, STANDARD MOUNTING ARM, BRONZE	080083746224	14.5	1	16	•	•	•	•	•	
PRVS-A15-UNV-T3	PREVAIL LED AREA/SITE, 57W, 6,100 LUMENS, T3, 4000K, 120-277V, STANDARD MOUNTING ARM, BRONZE	080083746217	14	1	16	•	•	•	•	•	
PRVS-A15-UNV-T3-MSP/DIM-L30	PREVAIL LED AREA/SITE, 57W, 6,100 LUMENS, T3, 4000K, 120-277V, STANDARD MOUNTING ARM, BRONZE, DIMMING AND OCCUPANCY SENSOR	080083745715	14	1	16	•	•	•	•	•	
PRVS-A15-UNV-T4	PREVAIL LED AREA/SITE, 57W, 6,100 LUMENS, T4, 4000K, 120-277V, STANDARD MOUNTING ARM, BRONZE	080083753499	14	1	16	•	•	•	•	•	
PRVS-A25-UNV-T3-MSP/DIM-L30	PREVAIL LED AREA/SITE, 87W, 10,200 LUMENS, T3, 4000K, 120-277V, STANDARD MOUNTING ARM, BRONZE, DIMMING AND OCCUPANCY SENSOR	080083745722	14.5	1	16	•	•	•	•	•	
PRVS-A25-UNV-T4	PREVAIL LED AREA/SITE, 87W, 10,200 LUMENS, T4, 4000K, 120-277V, STANDARD MOUNTING ARM, BRONZE, TYPE 4	080083753482	14.5	1	16	•	•	•	•	•	
PRVS-A40-UNV-T3-MSP/DIM-L30	PREVAIL LED AREA/SITE, 143W, 15,100 LUMENS, T3, 4000K, 120-277V, STANDARD MOUNTING ARM, BRONZE, DIMMING AND OCCUPANCY CENTER	080083745739	15	1	16	•	•	•	•	•	
PRVS-A40-UNV-T4	PREVAIL LED AREA/SITE, 143W, 15,100 LUMENS, T4, 4000K, 120-277V, STANDARD MOUNTING ARM, BRONZE	080083753475	15	1	16	•	•	•	•	•	
PRV-A15-D-UNV-T5-SA-BZ	PREVAIL LED AREA/SITE, 57W, 6,100 LUMENS, T5, 4000K, 120-277V, STANDARD MOUNTING ARM, BRONZE	080083774623	14	1	16	•	•	•	•	•	
PRV-A25-D-UNV-T5-SA-BZ	PREVAIL LED AREA/SITE, 87W, 10,200 LUMENS, T5, 4000K, 120-277V, STANDARD MOUNTING ARM, BRONZE	080083774630	14.5	1	16	•	•	•	•	•	
PRV-A40-D-UNV-T5-SA-BZ	PREVAIL LED AREA/SITE, 143W, 14600 LUMENS, T5, 4000K, 120-277V, STANDARD MOUNTING ARM, BRONZE	080083774647	14	1	16	•	•	•	•	•	
PRVS-A60-UNV-T3	PREVAIL LED AREA/SITE, 163W, 18,992 LUMENS, T3, 4000K, 120-277V, STANDARD MOUNTING ARM, BRONZE	080083773695	15	1	16	•	•	•	•	•	
PRVS-A60-UNV-T3-MSP/DIM-L30	PREVAIL LED AREA/SITE, 163W, 18,992 LUMENS, T3, 4000K, 120-277V, STANDARD MOUNTING ARM, BRONZE, OCCUPANCY AND DIMMING	080083773732	15	1	16	•	•	•	•	•	
PRVS-A60-UNV-T4	PREVAIL LED AREA/SITE, 163W, 18,935 LUMENS, T4, 4000K, 120-277V, STANDARD MOUNTING ARM, BRONZE	080083773701	15	1	16	•	•	•	•	•	
PRVS-A60-UNV-T4-MSP/DIM-L30	PREVAIL LED AREA/SITE, 163W, 18,935 LUMENS, T4, 4000K, 120-277V, STANDARD MOUNTING ARM, BRONZE, DIMMING AND OCCUPANCY SENSOR	080083788163	15	1	16	•	•	•	•	•	

★ Indicates ARRA Eligible Product ⓔ Indicates EISA Compliant Pulse Start Products  Indicates MarketPro Product

Please reference the Cooper Lighting Stock Guide Terms and Conditions page. Pictures are a representation of product categories and may not illustrate the exact skus listed. Product information is subject to change without notice. Consult factory representative for additional information and inventory details. Visit www.cooperlighting.com for more product information.

CATALOG NUMBER	DESCRIPTION	UPC CODE	WEIGHT	CASE PALLET					
				QTY	QTY	IL	CA	NJ	TX
LED									
PFPRV-1-A40-T3-20-9	PREVAIL LED AREA/SITE POLE AND FIXTURE COMBO, 143W, 15,100 LUMENS, T3, 4000K, 120-277V, STANDARD MOUNTING ARM, BRONZE, SINGLE FIXTURE, 90MPH, 20FT	080083764204	1	1	1	•	•	★	
PFPRV-1-A15-T3-15-N/AB	PREVAIL LED AREA/SITE POLE AND FIXTURE COMBO, 57W, 6,100 LUMENS, T3, 4000K, 120-277V, STANDARD MOUNTING ARM, BRONZE, SINGLE FIXTURE, 80MPH, 15FT, NO ANCHOR BOLTS	080083779437	1	1	1				
PFPRV-1-A15-T4-15-N/AB	PREVAIL LED AREA/SITE POLE AND FIXTURE COMBO, 57W, 6,100 LUMENS, T4, 4000K, 120-277V, STANDARD MOUNTING ARM, BRONZE, SINGLE FIXTURE, 80MPH, 15FT, NO ANCHOR BOLTS	080083779420	1	1	1				
PFPRV-1-A25-T3-15-N/AB	PREVAIL LED AREA/SITE POLE AND FIXTURE COMBO, 87W, 10,200 LUMENS, T3, 4000K, 120-277V, STANDARD MOUNTING ARM, BRONZE, SINGLE FIXTURE, 80MPH, 15FT, NO ANCHOR BOLTS	080083779413	1	1	1				
PFPRV-1-A25-T3-20-N/AB	PREVAIL LED AREA/SITE POLE AND FIXTURE COMBO, 87W, 10,200 LUMENS, T3, 4000K, 120-277V, STANDARD MOUNTING ARM, BRONZE, SINGLE FIXTURE, 80MPH, 20FT, NO ANCHOR BOLTS	080083779406	1	1	1				
PFPRV-1-A25-T3-25-N/AB	PREVAIL LED AREA/SITE POLE AND FIXTURE COMBO, 87W, 10,200 LUMENS, T3, 4000K, 120-277V, STANDARD MOUNTING ARM, BRONZE, SINGLE FIXTURE, 80MPH, 25FT, NO ANCHOR BOLTS	080083779390	1	1	1				
PFPRV-1-A25-T4-20-N/AB	PREVAIL LED AREA/SITE POLE AND FIXTURE COMBO, 87W, 10,200 LUMENS, T4, 4000K, 120-277V, STANDARD MOUNTING ARM, BRONZE, SINGLE FIXTURE, 80MPH, 20FT, NO ANCHOR BOLTS	080083779383	1	1	1				
PFPRV-1-A25-T4-25-N/AB	PREVAIL LED AREA/SITE POLE AND FIXTURE COMBO, 87W, 10,200 LUMENS, T4, 4000K, 120-277V, STANDARD MOUNTING ARM, BRONZE, SINGLE FIXTURE, 80MPH, 25FT, NO ANCHOR BOLTS	080083779376	1	1	1				
PFPRV-1-A40-T4-30-0-N/AB	PREVAIL LED AREA/SITE POLE AND FIXTURE COMBO, 143W, 15,100 LUMENS, T4, 4000K, 120-277V, STANDARD MOUNTING ARM, BRONZE, SINGLE FIXTURE, 100MPH, 30FT, NO ANCHOR BOLTS	080083779352	1	1	1				
PFPRV-1-A40-T4-30-9-N/AB	PREVAIL LED AREA/SITE POLE AND FIXTURE COMBO, 143W, 15,100 LUMENS, T4, 4000K, 120-277V, STANDARD MOUNTING ARM, BRONZE, SINGLE FIXTURE, 90MPH, 30FT, NO ANCHOR BOLTS	080083779345	1	1	1				
PFPRV-2-A40-T4-20	PREVAIL LED COMBO, 143W, 15,100 LUMENS, T4, 4000K, 120-277V, STANDARD MOUNTING ARM, 2 FIXTURES, 20FT MOUNTING HEIGHT, BRONZE	080083779666	1	1	1			★	
PFPRV-2-A40-T4-25	PREVAIL LED COMBO, 143W, 15,100 LUMENS, T4, 4000K, 120-277V, STANDARD MOUNTING ARM, 2 FIXTURES, 25FT MOUNTING HEIGHT, BRONZE	080083788392	1	1	1	•		★	
PFPRV-1-A60-T3-20	PREVAIL LED AREA/SITE POLE AND FIXTURE COMBO, 163W, 18,992 LUMENS, T3, 4000K, 120-277V, STANDARD MOUNTING ARM, BRONZE, SINGLE FIXTURE, 80MPH, 20FT	080083787517	1	1	1			★	
PFPRV-1-A60-T3-25	PREVAIL LED AREA/SITE POLE AND FIXTURE COMBO, 163W, 18,992 LUMENS, T3, 4000K, 120-277V, STANDARD MOUNTING ARM, BRONZE, SINGLE FIXTURE, 80MPH, 25FT	080083787494	1	1	1			★	
PFPRV-1-A60-T3-25-0	PREVAIL LED AREA/SITE POLE AND FIXTURE COMBO, 163W, 18,992 LUMENS, T3, 4000K, 120-277V, STANDARD MOUNTING ARM, BRONZE, SINGLE FIXTURE, 100MPH, 25FT	080083787487	1	1	1			★	
PFPRV-1-A60-T3-30	PREVAIL LED AREA/SITE POLE AND FIXTURE COMBO, 163W, 18,992 LUMENS, T3, 4000K, 120-277V, STANDARD MOUNTING ARM, BRONZE, SINGLE FIXTURE, 80MPH, 30FT	080083787463	1	1	1			★	
PFPRV-1-A60-T3-30-0	PREVAIL LED AREA/SITE POLE AND FIXTURE COMBO, 163W, 18,992 LUMENS, T3, 4000K, 120-277V, STANDARD MOUNTING ARM, BRONZE, SINGLE FIXTURE, 100MPH, 30FT	080083786558	1	1	1			★	
PFPRV-1-A60-T3-30-9	PREVAIL LED AREA/SITE POLE AND FIXTURE COMBO, 163W, 18,992 LUMENS, T3, 4000K, 120-277V, STANDARD MOUNTING ARM, BRONZE, SINGLE FIXTURE, 90MPH, 30FT	080083786541	1	1	1			★	
PFPRV-1-A60-T4-20	PREVAIL LED AREA/SITE POLE AND FIXTURE COMBO, 163W, 18,935 LUMENS, T4, 4000K, 120-	080083787500	1	1	1			★	



★ Indicates ARRA Eligible Product ⓔ Indicates EISA Compliant Pulse Start Products  Indicates MarketPro Product

CATALOG NUMBER	DESCRIPTION	UPC CODE	WEIGHT	CASE QTY	PALLET					★
					IL	CA	NJ	TX	GA	
PFPRV-1-A60-T4-25	277V, STANDARD MOUNTING ARM, BRONZE, SINGLE FIXTURE, 80MPH, 20FT PREVAIL LED AREA/SITE POLE AND FIXTURE COMBO, 163W, 18,935 LUMENS, T4, 4000K, 120-277V, STANDARD MOUNTING ARM, BRONZE, SINGLE FIXTURE, 80MPH, 25FT	080083787470	1	1	1					★
PFPRV-1-A60-T4-30	PREVAIL LED AREA/SITE POLE AND FIXTURE COMBO, 163W, 18,935 LUMENS, T4, 4000K, 120-277V, STANDARD MOUNTING ARM, BRONZE, SINGLE FIXTURE, 80MPH, 30FT	080083786534	1	1	1					★
PFPRV-2-A60-T3-20	PREVAIL LED AREA/SITE POLE AND FIXTURE COMBO, 163W, 18,992 LUMENS, T3, 4000K, 120-277V, STANDARD MOUNTING ARM, BRONZE, TWIN FIXTURE, 80MPH, 20FT	080083786527	1	1	1					★
PFPRV-2-A60-T3-25	PREVAIL LED AREA/SITE POLE AND FIXTURE COMBO, 163W, 18,992 LUMENS, T3, 4000K, 120-277V, STANDARD MOUNTING ARM, BRONZE, TWIN FIXTURE, 80MPH, 25FT	080083786510	1	1	1					★
PFPRV-2-A40-T4-30	PREVAIL LED AREA/SITE, 143W, 15,157 LUMENS, 2 HEADS, T4, 4000K, 120-277V, STANDARD MOUNTING ARM, BRONZE, 30FT	080083803064	1	1	1	•				★
PFPRV-1-A40-T5-30	PREVAIL LED AREA/SITE POLE AND FIXTURE COMBO, 143W, 15,100 LUMENS, T5, 4000K, 120-277V, STANDARD MOUNTING ARM, BRONZE, SINGLE FIXTURE, 80MPH, 30FT	080083803019	1	1	1					★
PFPRV-1-A15-T5-15	PREVAIL LED AREA/SITE POLE AND FIXTURE COMBO, 57W, 6,100 LUMENS, T5, 4000K, 120-277V, STANDARD MOUNTING ARM, BRONZE, SINGLE FIXTURE, 80MPH, 15FT	080083803057	1	1	1					★
PFPRV-1-A25-T5-20	PREVAIL LED AREA/SITE POLE AND FIXTURE COMBO, 87W, 10,200 LUMENS, T5, 4000K, 120-277V, STANDARD MOUNTING ARM, BRONZE, SINGLE FIXTURE, 80MPH, 20FT	080083803040	1	1	1					★
PFPRV-1-A25-T5-25	PREVAIL LED AREA/SITE POLE AND FIXTURE COMBO, 87W, 10,200 LUMENS, T5, 4000K, 120-277V, STANDARD MOUNTING ARM, BRONZE, SINGLE FIXTURE, 80MPH, 25FT	080083803033	1	1	1					★
PFPRV-1-A40-T5-25	PREVAIL LED AREA/SITE POLE AND FIXTURE COMBO, 143W, 15,100 LUMENS, T5, 4000K, 120-277V, STANDARD MOUNTING ARM, BRONZE, SINGLE FIXTURE, 80MPH, 25FT	080083803026	1	1	1					★
PFPRV-2-A60-T4-20	PREVAIL LED AREA/SITE POLE AND FIXTURE COMBO, 163W, 18,935 LUMENS, T4, 4000K, 120-277V, STANDARD MOUNTING ARM, BRONZE, TWIN FIXTURE, 80MPH, 20FT	080083812264	1	1	1					★
PFPRV-1-A60-T3-30-0-MSP/DIM-L30	PREVAIL LED AREA/SITE POLE AND FIXTURE COMBO, 163W, 18,992 LUMENS, T3, 4000K, 120-277V, STANDARD MOUNTING ARM, BRONZE, SINGLE FIXTURE, 100MPH, 30FT, DIMMING/OCCUPANCY	080083812271	1	1	1					★
PFPRV-1-A60-T3-25-0-N/AB	PREVAIL LED AREA/SITE POLE AND FIXTURE COMBO, 163W, 18,992 LUMENS, T3, 4000K, 120-277V, STANDARD MOUNTING ARM, BRONZE, SINGLE FIXTURE, 100MPH, 25FT, NO ANCHOR BOLTS	080083812288	1	1	1			•		★

Caretaker LED Area Luminaire



Full-cutoff-LED

CTKRV1A	CARETAKER LED AREA LUMINAIRE, 50W, 120V, 5000K, PHOTOCONTROL, UNIVERSAL MOUNTING BRACKET	080083699063	7.098	3	54	•	•	•	•	•	★	
CTKRV1A-D-UNV	CARETAKER LED AREA LUMINAIRE, 50W, 120-277V, DIMMING, 5000K, PHOTOCONTROL, UNIVERSAL MOUNTING BRACKET	080083788385	7.098	3	54	•	•	•		•		
CTKRV2A	CARETAKER LED AREA LUMINAIRE, 70W, 120V, 5000K, PHOTOCONTROL, UNIVERSAL MOUNTING BRACKET	080083755752	7.098	1	45	•	•				★	
CTKRV2A-D-UNV	CARETAKER LED AREA LUMINAIRE, 70W, 120-277V, DIMMING, 5000K, PHOTOCONTROL, UNIVERSAL MOUNTING BRACKET	080083788378	7.098	3	54	•						

★ Indicates ARRA Eligible Product ⓔ Indicates EISA Compliant Pulse Start Products  Indicates MarketPro Product

Please reference the Cooper Lighting Stock Guide Terms and Conditions page. Pictures are a representation of product categories and may not illustrate the exact skus listed. Product information is subject to change without notice. Consult factory representative for additional information and inventory details. Visit www.cooperlighting.com for more product information.

CATALOG
NUMBER

DESCRIPTION

UPC CODE WEIGHT CASE QTY PALLET QTY IL CA NJ TX GA

All Pro Outdoor Security & Worklights

Area

LAL30BPCT



LED	LAL30BPCT	LED AREA, 3300 LM, 5000K BZ, TWIST LOCK PC	080083803651	1	2	48		
------------	-----------	--------------------------------------------	--------------	---	---	----	--	--

Entry

LEL10WPCI

LED	LEL10WPCI	LED ENTRY, 600 LM, 5000K, WH, INTEGRAL PC	080083808830	1.5	2	240		
------------	-----------	-------------------------------------------	--------------	-----	---	-----	--	--

Floodlight

LFO2L20BPCI

LED	LFO2L20BPCI	TWIN ROUND FLOOD, 1600 LM, 5000K BRONZE	080083803613	1	2	180		
------------	-------------	-----------------------------------------	--------------	---	---	-----	--	--

LFS1L30BPCI



LED	LFS1L30BPCI	SINGLE FLOOD, 3100 LM WITH INTEGRAL PC	080083803620	1	2	150		
------------	-------------	----------------------------------------	--------------	---	---	-----	--	--

FSL2030L



LED	FSL2030L	LED FLOODLIGHT, BRONZE	080083624324	2.01	2	150		
------------	----------	------------------------	--------------	------	---	-----	--	--

FT1850LH

LED	FT1850LH	1000 LM LED FLOOD, 5000K BRONZE	080083774562	1.3	4	180		
------------	----------	---------------------------------	--------------	-----	---	-----	--	--


Revolve™ Floodlight



Twin	REV235F	REVOLVETM FLOOD, 3500K TWIN BRONZE	080083722051	3.9	2	150		
	REV235PCW	REVOLVETM FLOOD WITH PC, 3500K TWIN WHITE	080083722068	3.9	2	150		
	REV250F	REVOLVETM FLOOD, 5000K TWIN BRONZE	080083721993	3.9	2	150		
	REV250FW	REVOLVETM FLOOD, 5000K TWIN WHITE	080083721986	3.9	2	150		
	REV250PC	REVOLVETM FLOOD WITH PC, 5000K TWIN BRONZE	080083722013	3.9	2	150		
	REV250PCW	REVOLVETM FLOOD WITH PC, 5000K TWIN WHITE	080083722006	3.9	2	150		
	REV235FW	REVOLVETM FLOOD, 3500K TWIN WHITE	080083722044	3.9	2	150		

★ Indicates ARRA Eligible Product ⓔ Indicates EISA Compliant Pulse Start Products  Indicates MarketPro Product

Please reference the Cooper Lighting Stock Guide Terms and Conditions page. Pictures are a representation of product categories and may not illustrate the exact skus listed. Product information is subject to change without notice. Consult factory representative for additional information and inventory details. Visit www.cooperlighting.com for more product information.

CATALOG NUMBER	DESCRIPTION	UPC CODE	WEIGHT	CASE QTY	PALLET QTY	IL	CA	NJ	TX	GA
	Tri REV335F	REVOLVETM FLOOD, 3500K TRI BRONZE	080083721931	4.1	2	152				
	REV335FW	REVOLVETM FLOOD, 3500K TRI WHITE	080083721924	4.1	2	152				
	REV335PCW	REVOLVETM FLOOD WITH PC, 3500K TRI WHITE	080083721948	4.1	2	192	•			•
	REV350FW	REVOLVETM FLOOD, 5000K TRI WHITE	080083721863	4.1	2	152				•


FSL2030LW

	LED FSL2030LW	LED FLOODLIGHT, WHITE	080083630400	3.2	2	150	•	•	•	
----------------------------------------------------------------------------------	-------------------------	-----------------------	--------------	-----	---	-----	---	---	---	--


LFD2L30B

	LED LFD2L30B	TWIN FLOOD, 2000 LM, 5000K BRONZE	080083803606	1	4	168				•	
--	------------------------	-----------------------------------	--------------	---	---	-----	--	--	--	---	-------------------------------------------------------------------------------------


VT100G

	Incandescent VT100G	100 WATT VAPOR TIGHT FLOODLIGHT	044427550113	1.8	4	320	•			
----------------------------------------------------------------------------------	-------------------------------	---------------------------------	--------------	-----	---	-----	---	--	--	--


WP1050L

	LED WP1050L	1000 LUMEN LED WALL PACK, FLOOD	080083720668	2	2	240	•			
-----------------------------------------------------------------------------------	-----------------------	---------------------------------	--------------	---	---	-----	---	--	--	--


WP1050LPC

	LED WP1050LPC	1000 LUMEN LED WALL PACK, DUSK TO DAWN	080083720675	2	2	240	•			
------------------------------------------------------------------------------------	-------------------------	----------------------------------------	--------------	---	---	-----	---	--	--	--








WP1850L

	LED WP1850L	1600 LUMEN LED WALL PACK, FLOOD	080083719853	2	2	240	•			
------------------------------------------------------------------------------------	-----------------------	---------------------------------	--------------	---	---	-----	---	--	--	--

WP1850LPC









	LED WP1850LPC	1600 LUMEN LED WALL PACK, DUSK TO DAWN	080083720279	2	2	240	•			
------------------------------------------------------------------------------------	-------------------------	----------------------------------------	--------------	---	---	-----	---	--	--	--









Motion Activated









CATALOG NUMBER	DESCRIPTION	UPC CODE	WEIGHT	CASE QTY	PALLET QTY	IL	CA	NJ	TX	GA
Revolve™ Motion Activated										
	Twin									
	REV21835MW	REVOLVETM 180□ MOTION, 3500K TWIN WHITE	080083722020	3.9	2	150				
	REV21850MW	REVOLVETM 180□ MOTION, 5000K TWIN WHITE	080083721962	3.9	2	150	•			•
	REV21850M	REVOLVETM 180□ MOTION, 5000K TWIN BRONZE	080083721979	3.9	2	150				•
REV21835M	REVOLVETM 180□ MOTION, 3500K TWIN BRONZE	080083722037	3.9	2	150					
	Tri									
	REV32735MW	REVOLVETM 270□ MOTION, 3500K TRI WHITE	080083721900	4.1	2	128				
	REV32750MW	REVOLVETM 270□ MOTION, 5000K TRI WHITE	080083721849	4.1	2	152				
	REV32735M	REVOLVETM 270□ MOTION, 3500K TRI BRONZE	080083721917	4.1	2	160	•			•
REV32750M	REVOLVETM 270□ MOTION, 5000K TRI BRONZE	080083721856	4.1	2	160	•			•	
MS100PG										
	Halogen									
MS100PG	110 DEGREE 100W QUARTZ HALOGEN MOTION-ACTIVATED PLUG-IN SECURITY LIGHT	044427351239	5.9	2	120	•			•	
MS180										
	Sensor									
MS180	180 DEGREE SENSOR 120V 500W MAX. BRONZE	044427006313	0.579	4	1372	•			•	
MS180W										
	Sensor									
MS180W	180 DEGREE SENSOR 120V 500W MAX. WHITE	044427006337	0.486	4	1372	•			•	
MS34W										
	PAR									
MS34W	110 DEGREE 300W PAR, WHITE	044427351284	1.05	6	252	•			•	
MS80										
	Quartz Halogen									
MS80	110 DEGREE 150W QUARTZ HALOGEN MOTION-ACTIVATED SECURITY FLOODLIGHT, BLACK	044427002360	1.5	2	200	•			•	
MSLED180W										
	LED									
MSLED180W	180 DEGREE LED MOTION-ACTIVATED SOLAR FLOODLIGHT, WHITE	080083565313	3.35	2	80	•			•	
MSS11315LES										
	LED									
MSS11315LES	110 DEGREE MOTION SMALL SINGLE LED FLOODLIGHT, ENERGY STAR, BRONZE	080083624300	1.07	2	240	•			•	

★ Indicates ARRA Eligible Product Ⓢ Indicates EISA Compliant Pulse Start Products  Indicates MarketPro Product

Please reference the Cooper Lighting Stock Guide Terms and Conditions page. Pictures are a representation of product categories and may not illustrate the exact skus listed. Product information is subject to change without notice. Consult factory representative for additional information and inventory details. Visit www.cooperlighting.com for more product information.

CATALOG NUMBER	DESCRIPTION	UPC CODE	WEIGHT	CASE QTY	PALLET QTY	IL	CA	NJ	TX	GA	
MST1850L											
LED MST1850L	DUAL-POSITION LED FLOOD 180° MOTION, 5000K TWIN BRONZE	080083727599	1.51	4	180	•				•	
MST18920LES											
 LED MST18920LES	180 DEGREE MOTION TWIN LED FLOODLIGHT, ENERGY STAR, BRONZE	080083630264	1.51	2	150	•				•	
MST18920LW											
 LED MST18920LW	180 DEGREE MOTION TWIN LED FLOODLIGHT, WHITE	080083630295	1.51	2	150	•				•	
Worklight											
LED110											
 LED LED110	LED PLUG-IN WORKLIGHT	080083508945	1.897	4	128	•				•	
LED120											
 LED LED120	LED RECHARGEABLE WORKLIGHT	080083508952	2.073	4	160	•				•	
LED125											
 MIGHT-D-LIGHT, MINI LED125B	LED COMPACT FOLDING WORKLIGHT	080083730537	0.95	6	216	•				•	
LED125C											
 MIGHT-D-LIGHT, MINI LED125C	LED COMPACT FOLDING CAMO WORKLIGHT	080083610204	0.967	6	216	•				•	
LED140											
 MIGHT-D-LIGHT LED140	LED RECHARGEABLE FOLDING WORKLIGHT, DARK GRAY	080083707195	1.75	2	120	•				•	

CATALOG NUMBER	DESCRIPTION	UPC CODE	WEIGHT	CASE QTY	PALLET QTY	IL	CA	NJ	TX	GA
LED140C										
	MIGHT-D-LIGHT LED140C	LED RECHARGEABLE FOLDING WORKLIGHT, CAMO	080083707201	1.75	2	120	•			•
LED150										
	MIGHT-D-LIGHT LED150	LED RECHARGEABLE STICKLIGHT, DARK GRAY	080083707171	0.95	4	192	•			
LED150C										
	MIGHT-D-LIGHT LED150C	LED RECHARGEABLE STICKLIGHT, CAMO	080083707188	0.95	4	192	•			
LED225										
	MIGHT-D-LIGHT LED225	MIGHT D LIGHT MINI RECHARGEABLE WORKLIGHT	080083750702	1.265	6	216	•			•
WL2540LP										
	LED WL2540LP	2600 LUMEN PORTABLE LED WORKLIGHT	080083700639	3.6	4	96	•			
WL2540LST										
	LED WL2540LST	2600 LUMEN LED PORTABLE WORKLIGHT WITH STAND	080083708062	8.05	2	48	•			
WLT5040LST										
	LED WLT5040LST	5100 LUMEN TWIN HEAD LED PORTABLE WORKLIGHT WITH STAND	080083708086	14.2	2	32	•	•		
Dusk to Dawn										
AL3050LPCBZ										
	LED AL3050LPCBZ	3100 LED AREA LIGHT WITH INTEGRATED PHOTO CONTROL, BRONZE	080083709960	2.2	2	48	•			•

CATALOG NUMBER	DESCRIPTION	UPC CODE	WEIGHT	CASE		PALLET				
				QTY	QTY	IL	CA	NJ	TX	GA
AL3050LPCGY										
	LED AL3050LPCGY	3100 LUMEN LED AREA LIGHT WITH INTEGRATED PHOTO CONTROL, GRAY	080083709977	5.7	2	48	•	•	•	•
AL3150LPCBZ										
	LED AL3150LPCBZ	3300 LUMEN LED AREA AND WALL LIGHT WITH REPLACEABLE PHOTO CONTROL, BRONZE	080083746460	7	2	48	•	•	•	•
AL3150LPCGY										
	LED AL3150LPCGY	3300 LUMEN LED AREA LIGHT WITH REPLACEABLE PHOTO CONTROL, GRAY	080083746477	7	2	48	•	•	•	•
AL5550LPCBZ										
	LED AL5550LPCBZ	5500 LUMEN LED AREA LIGHT WITH REPLACEABLE PHOTO CONTROL, BRONZE	080083734696	7	2	48	•	•	•	•
AL5550LPCGY										
	LED AL5550LPCGY	5500 LUMEN LED AREA LIGHT WITH REPLACEABLE PHOTO CONTROL, GRAY	080083734702	7	2	48	•	•	•	•
AL5550LPCIBZ										
	LED AL5550LPCIBZ	5500 LUMEN LED AREA LIGHT WITH INTEGRATED PHOTO CONTROL, BRONZE	080083732067	7	2	48	•	•	•	•
AL5550LPCIGY										
	LED AL5550LPCIGY	5500 LUMEN LED AREA LIGHT WITH INTEGRATED PHOTO CONTROL, GRAY	080083732074	7	2	48	•	•	•	•
AL6501FL										
	Fluorescent AL6501FL	65W FLUORESCENT SECURITY AREA LIGHT WITH PHOTO CONTROL	080083584963	4	1	36	•	•	•	•

★ Indicates ARRA Eligible Product ⓔ Indicates EISA Compliant Pulse Start Products  Indicates MarketPro Product

Please reference the Cooper Lighting Stock Guide Terms and Conditions page. Pictures are a representation of product categories and may not illustrate the exact skus listed. Product information is subject to change without notice. Consult factory representative for additional information and inventory details. Visit www.cooperlighting.com for more product information.

CATALOG NUMBER	DESCRIPTION	UPC CODE	WEIGHT	CASE		PALLET				
				QTY	QTY	IL	CA	NJ	TX	GA
FE0650LPC										
	LED FE0650LPC FES0650LPC	650 LUMEN LED JELLY JAR, BRONZE 650 LUMEN LED JELLY JAR, SHORT LENS BRONZE	080083666928 080083669080	1.5 1.4	2 2	200 200	•	•	•	•
FE0650LPCW										
	LED FE0650LPCW FES0650LPCW	738 LED JELLY JAR, WHITE 738 LUMEN LED JELLY JAR, SHORT LENS WHITE	080083666935 080083669097	1.5 1.4	2 2	240 240	•	•	•	•
FE13PCW										
	Fluorescent FE13PCW	13W FLUORESCENT ENTRY LIGHT WITH PHOTO CONTROL, WHITE	044427450536	1.33	2	240	•	•	•	•
FSS1530LPCES										
	LED FSS1530LPCES	DUSK TO DAWN FLOODLIGHT WITH PHOTOCELL, ENERGY STAR, BRONZE	080083630509	0.9	2	288	•	•	•	•
FSS1530LPCW										
	LED FSS1530LPCW	DUSK TO DAWN FLOODLIGHT WITH PHOTOCELL, WHITE	080083630554	0.5	2	288	•	•	•	•
FW26PC										
	Fluorescent FW26PCI FW26PCIW	26W FLUORESCENT WALL PACK, BRONZE 26W FLUORESCENT WALL PACK, WHITE	080083707300 080083707317	3.3 3.3	2 2	180 150	•	•	•	•
LEL10BPCI										
	LED LEL10BPCI	LED ENTRY, 600 LM, 5000K, BZ, INTEGRAL PC	080083803644	1	2	240				• 
Vaportight										
LVL20UG										
	LED LVL20UG	LED DIE CAST VAPORTIGHT 1400 LM, 3500K	080083803637	1	4	256				• 

CATALOG NUMBER	DESCRIPTION	UPC CODE	WEIGHT	CASE PALLET						
				QTY	QTY	IL	CA	NJ	TX	GA

Accessory

EA24

Hardware

EA24	24" EXTENSION ARM	044427000717	1.911	12	240	<input type="checkbox"/>	<input checked="" type="checkbox"/>	<input type="checkbox"/>	<input type="checkbox"/>	<input type="checkbox"/>	<input checked="" type="checkbox"/>
------	-------------------	--------------	-------	----	-----	--------------------------	-------------------------------------	--------------------------	--------------------------	--------------------------	-------------------------------------

FLD-KIT-SFCG

LED

FLD-KIT-SFCGNDW	SURFACE MOUNT KIT FOR ALL-PRO LED FLOOD, MOTION, WHITE	080083699612	3.5	48	1296	<input type="checkbox"/>	<input checked="" type="checkbox"/>	<input type="checkbox"/>	<input type="checkbox"/>	<input type="checkbox"/>	<input checked="" type="checkbox"/>
FLD-KIT-SFCGND	SURFACE MOUNT KIT FOR ALL-PRO LED FLOOD, MOTION, BRONZE	080083699605	3.5	48	1296	<input type="checkbox"/>	<input checked="" type="checkbox"/>	<input type="checkbox"/>	<input type="checkbox"/>	<input type="checkbox"/>	<input checked="" type="checkbox"/>

800-0411

Hardware

800-0411	REPLACEMENT LENS FOR FE13PC / FE13PCW	080083626793	0.41	4	500	<input type="checkbox"/>	<input type="checkbox"/>	<input type="checkbox"/>	<input type="checkbox"/>	<input type="checkbox"/>	<input type="checkbox"/>
----------	---------------------------------------	--------------	------	---	-----	--------------------------	--------------------------	--------------------------	--------------------------	--------------------------	--------------------------

PLC13W

Fluorescent

PLC13W	13W FLUORESCENT 4-PIN LAMP	044427450345	0.3	4	1440	<input type="checkbox"/>	<input checked="" type="checkbox"/>	<input type="checkbox"/>	<input type="checkbox"/>	<input type="checkbox"/>	<input type="checkbox"/>
--------	----------------------------	--------------	-----	---	------	--------------------------	-------------------------------------	--------------------------	--------------------------	--------------------------	--------------------------

WPFLD-TRN

LED

WPFLD-TRN	LED WALL PACK TRUNNION MOUNT KIG	080083724925	1.35	4	576	<input type="checkbox"/>	<input checked="" type="checkbox"/>	<input type="checkbox"/>	<input type="checkbox"/>	<input type="checkbox"/>	<input checked="" type="checkbox"/>
-----------	----------------------------------	--------------	------	---	-----	--------------------------	-------------------------------------	--------------------------	--------------------------	--------------------------	-------------------------------------

CATALOG
NUMBER


DESCRIPTION

UPC CODE WEIGHT CASE QTY PALLET QTY IL CA NJ TX GA

Sure-Lites


LED Remote

Metal Remote Outdoor Rated

	LED Remote SRM13BK SRM13BK	METAL REMOTE, ONE HEAD, 13 FEET COVERAGE, BLACK	080083734047	1.7	6	270	<input type="checkbox"/>	<input type="checkbox"/>	<input type="checkbox"/>	<input type="checkbox"/>	<input type="checkbox"/>	<input checked="" type="checkbox"/>
	LED Remote SRM13GY SRM13GY	METAL REMOTE, ONE HEAD, 13 FEET COVERAGE, GRAY	080083734061	1.7	6	270	<input type="checkbox"/>	<input type="checkbox"/>	<input type="checkbox"/>	<input type="checkbox"/>	<input type="checkbox"/>	<input checked="" type="checkbox"/>
	LED Remote SRM13WH SRM13WH	METAL REMOTE, ONE HEAD, 13 FEET COVERAGE, WHITE	080083734023	1.7	6	270	<input type="checkbox"/>	<input type="checkbox"/>	<input type="checkbox"/>	<input type="checkbox"/>	<input type="checkbox"/>	<input checked="" type="checkbox"/>
	LED Remote SRM25BK SRM25BK	METAL REMOTE, ONE HEAD, 25 FEET COVERAGE, BLACK	080083734160	1.7	6	270	<input type="checkbox"/>	<input type="checkbox"/>	<input type="checkbox"/>	<input type="checkbox"/>	<input type="checkbox"/>	<input checked="" type="checkbox"/>
	LED Remote SRM25DBK SRM25DBK	METAL REMOTE, TWO HEAD, 25 FEET COVERAGE, BLACK	080083734108	1.7	6	270	<input type="checkbox"/>	<input type="checkbox"/>	<input type="checkbox"/>	<input type="checkbox"/>	<input type="checkbox"/>	<input checked="" type="checkbox"/>
	LED Remote SRM25DGY SRM25DGY	METAL REMOTE, TWO HEAD, 25 FEET COVERAGE, GRAY	080083734122	1.7	6	270	<input type="checkbox"/>	<input type="checkbox"/>	<input type="checkbox"/>	<input type="checkbox"/>	<input type="checkbox"/>	<input checked="" type="checkbox"/>
	LED Remote SRM25DWH SRM25DWH	METAL REMOTE, TWO HEAD, 25 FEET COVERAGE, WHITE	080083734085	1.7	6	270	<input type="checkbox"/>	<input type="checkbox"/>	<input type="checkbox"/>	<input type="checkbox"/>	<input type="checkbox"/>	<input checked="" type="checkbox"/>
	LED remote SRM25GY SRM25GY	METAL REMOTE, ONE HEAD, 25 FEET COVERAGE, GRAY	080083734184	1.7	6	270	<input type="checkbox"/>	<input type="checkbox"/>	<input type="checkbox"/>	<input type="checkbox"/>	<input type="checkbox"/>	<input checked="" type="checkbox"/>
	LED remote SRM25WH SRM25WH	METAL REMOTE, ONE HEAD, 25 FEET COVERAGE, WHITE	080083734146	1.7	6	270	<input type="checkbox"/>	<input type="checkbox"/>	<input type="checkbox"/>	<input type="checkbox"/>	<input type="checkbox"/>	<input checked="" type="checkbox"/>
	LED remote SRM30BK SRM30BK	METAL REMOTE, ONE HEAD, 30 FEET COVERAGE, BLACK	080083734283	1.7	6	270	<input type="checkbox"/>	<input type="checkbox"/>	<input type="checkbox"/>	<input type="checkbox"/>	<input type="checkbox"/>	<input checked="" type="checkbox"/>





★ Indicates ARRA Eligible Product Ⓢ Indicates EISA Compliant Pulse Start Products  Indicates MarketPro Product

Please reference the Cooper Lighting Stock Guide Terms and Conditions page. Pictures are a representation of product categories and may not illustrate the exact skus listed. Product information is subject to change without notice. Consult factory representative for additional information and inventory details. Visit www.cooperlighting.com for more product information.

CATALOG NUMBER	DESCRIPTION	UPC CODE	WEIGHT	CASE PALLET		IL CA NJ TX GA				
				QTY	QTY					
 LED remote SRM30GY SRM30GY	METAL REMOTE, ONE HEAD, 30 FEET COVERAGE, GRAY	080083734306	1.7	6	270					•
 LED remote SRM30WH SRM30WH	METAL REMOTE, ONE HEAD, 30 FEET COVERAGE, WHITE	080083734269	1.7	6	270					•
LED remote SRM50DBK SRM50DBK	METAL REMOTE, TWO HEAD, 50 FEET COVERAGE, BLACK	080083734221	1.7	6	270					•
LED remote SRM50DGY SRM50DGY	METAL REMOTE, TWO HEAD, 50 FEET COVERAGE, GRAY	080083734245	1.7	6	270					•
 LED remote SRM50DWH SRM50DWH	METAL REMOTE, TWO HEAD, 50 FEET COVERAGE, WHITE	080083734207	1.7	6	270					•
LED remote SRM60DBK SRM60DBK	METAL REMOTE, TWO HEAD, 60 FEET COVERAGE, BLACK	080083734344	1.7	6	270					•
LED remote SRM60DGY SRM60DGY	METAL REMOTE, TWO HEAD, 60 FEET COVERAGE, GRAY	080083734368	1.7	6	270					•
 LED remote SRM60DWH SRM60DWH	METAL REMOTE, TWO HEAD, 60 FEET COVERAGE, WHITE	080083734320	1.7	6	270					•
Plastic Remote Outdoor Rated										
LED remote SRP13BK SRP13BK	PLASTIC REMOTE, ONE HEAD, 13 FEET COVERAGE, BLACK	080083733682	1.7	6	270					•
LED remote SRP13GY SRP13GY	PLASTIC REMOTE, ONE HEAD, 13 FEET COVERAGE, GRAY	080083733705	1.7	6	270					•

★ Indicates ARRA Eligible Product Ⓢ Indicates EISA Compliant Pulse Start Products  Indicates MarketPro Product

Please reference the Cooper Lighting Stock Guide Terms and Conditions page. Pictures are a representation of product categories and may not illustrate the exact skus listed. Product information is subject to change without notice. Consult factory representative for additional information and inventory details. Visit www.cooperlighting.com for more product information.

CATALOG NUMBER	DESCRIPTION	UPC CODE	WEIGHT	CASE PALLET					
				QTY	QTY	IL	CA	NJ	TX
 LED remote SRP13WH SRP13WH	PLASTIC REMOTE, ONE HEAD, 13 FEET COVERAGE, WHITE	080083733668	1.7	6	270				•
	<hr/> LED remote SRP25BK SRP25BK PLASTIC REMOTE, ONE HEAD, 25 FEET COVERAGE, BLACK 080083733804 1.7 6 270 •								
<hr/> LED remote SRP25DBK SRP25DBK PLASTIC REMOTE, TWO HEAD, 25 FEET COVERAGE, BLACK 080083733743 1.7 6 270 •									
<hr/> LED remote SRP25DGY SRP25DGY PLASTIC REMOTE, TWO HEAD, 25 FEET COVERAGE, GRAY 080083733767 1.7 6 270 •									
 LED remote SRP25DWH SRP25DWH	PLASTIC REMOTE, TWO HEAD, 25 FEET COVERAGE, WHITE	080083733729	1.7	6	270				•
	<hr/> LED remote SRP25GY SRP25GY PLASTIC REMOTE, ONE HEAD, 25 FEET COVERAGE, GRAY 080083733828 1.7 6 270 •								
 LED remote SRP25WH SRP25WH	PLASTIC REMOTE, ONE HEAD, 25 FEET COVERAGE, WHITE	080083733781	1.7	6	270				•
	<hr/> LED remote SRP30BK SRP30BK PLASTIC REMOTE, ONE HEAD, 30 FEET COVERAGE, BLACK 080083733927 1.7 6 270 •								
<hr/> LED remote SRP30GY SRP30GY PLASTIC REMOTE, ONE HEAD, 30 FEET COVERAGE, GRAY 080083733941 1.7 6 270 •									
 LED remote SRP30WH SRP30WH	PLASTIC REMOTE, ONE HEAD, 30 FEET COVERAGE, WHITE	080083733903	1.7	6	270				•
	<hr/> LED remote SRP50DBK SRP50DBK PLASTIC REMOTE, TWO HEAD, 50 FEET COVERAGE, BLACK 080083733866 1.7 6 270 •								















★ Indicates ARRA Eligible Product **E** Indicates EISA Compliant Pulse Start Products **M** Indicates MarketPro Product

Please reference the Cooper Lighting Stock Guide Terms and Conditions page. Pictures are a representation of product categories and may not illustrate the exact skus listed. Product information is subject to change without notice. Consult factory representative for additional information and inventory details. Visit www.cooperlighting.com for more product information.

CATALOG NUMBER	DESCRIPTION	UPC CODE	WEIGHT	CASE QTY	PALLET QTY	IL	CA	NJ	TX	GA
LED remote SRP50DGY										
SRP50DGY	PLASTIC REMOTE, TWO HEAD, 50 FEET COVERAGE, GRAY	080083733880	1.7	6	270					•
	LED remote SRP50DWH									
SRP50DWH	PLASTIC REMOTE, TWO HEAD, 50 FEET COVERAGE, WHITE	080083733842	1.7	6	270					•
LED remote SRP60DBK										
SRP60DBK	PLASTIC REMOTE, TWO HEAD, 60 FEET COVERAGE, BLACK	080083733989	1.7	6	270					•
LED remote SRP60DGY										
SRP60DGY	PLASTIC REMOTE, TWO HEAD, 60 FEET COVERAGE, GRAY	080083734009	1.7	6	270					•
	LED remote SRP60DWH									
SRP60DWH	PLASTIC REMOTE, TWO HEAD, 60 FEET COVERAGE, WHITE	080083733965	1.7	6	270					•
Emergency										
Emergency Commercial										
	LED Emergency Light - CU2-LED									
CU2-LED	LED EM, FIXED OPTIC, WHITE PLASTIC HOUSING, NICAD BATTERY	080083745753	1.4	6	270	•	•			•
	LED Thermoplastic Emergency Light - LEM									
LEM	LED EMERGENCY LIGHT, 2 ADJ HEADS,29FT	080083757282	1.212	28	756	•				•
LEMRO	LED EM,ROTATABLE OPTIC, 2 HEAD,25FT	080083788422	0.75	6	504	•				•
LEMSD	LED EM, 2 ADJ HEADS, SELF DIAGNOSTICS,25FT	080083637409	1.208	28	504	•		•		•
	LED Thermoplastic Emergency Light - LEM 2 Head Remote									
LEM2	LED EMERGENCY LIGHT, 2 HEAD, 2 HEAD REMOTE CAPABILITY	080083637287	1.9	16	320	•	•	•	•	•
LEM2BK	LED EMERGENCY LIGHT, 2 HEAD, 2 HEAD REMOTE CAPABILITY, BLACK	080083637560	2	1	48					•
LEM2SD	LED EMERGENCY LIGHT, 2 HEAD, 2 HEAD REMOTE CAPABILITY, SELF DIAGNOSTICS	080083637423	1.992	1	48	•			•	•
	LED Thermoplastic Emergency Light - LEM 4 Head Remote									
LEM4SD	LED EMERGENCY LIGHT, 2 HEAD, 4 HEAD REMOTE CAPABLE, SELF DIAGNOSTICS	080083788439	2	1	48					•
	LED Thermoplastic Emergency Light Remote - LEMR1									
LEM1	LED REMOTE 1 HEAD	080083637324	0.81	36	864	•	•	•		•




★ Indicates ARRA Eligible Product Ⓢ Indicates EISA Compliant Pulse Start Products  Indicates MarketPro Product

Please reference the Cooper Lighting Stock Guide Terms and Conditions page. Pictures are a representation of product categories and may not illustrate the exact skus listed. Product information is subject to change without notice. Consult factory representative for additional information and inventory details. Visit www.cooperlighting.com for more product information.




CATALOG NUMBER	DESCRIPTION	UPC CODE	WEIGHT	CASE QTY	PALLET QTY							
					IL	CA	NJ	TX	GA			
LED Thermoplastic Emergency Light Remote - LEMR2												
 LEMR2	LED REMOTE 2 HEAD	080083637348	0.92	36	864	•	•	•	•	•		
LEM2BK	LED REMOTE 2 HEAD, BLACK	080083637621	0.92	36	864						•	
LED Thermoplastic Emergency Light Remote - LEMWR1												
 LEMWR1	LED REMOTE 1 HEAD, WET LOCATION	080083637362	0.723	24	576	•		•		•		
LED Thermoplastic Emergency Light Remote - LEMWR2												
 LEMWR2	LED REMOTE 2 HEAD, WET LOCATION	080083637386	0.93	24	576	•	•	•		•		
LEMWR2BK	LED REMOTE 2 HEAD, WET LOCATION, BLACK	080083637669	0.6	1	48						•	
LED Outdoor Emergency - SELW												
 SELW25	LED OUTDOOR EMERGENCY LIGHT - 25 FEET OF COVERAGE - SILVER	080083763894	1.7	28	504					•	•	
SELW25BK	LED OUTDOOR EMERGENCY LIGHT - 25 FEET OF COVERAGE - BLACK	080083764044	1.7	28	504						•	
SELW25BZ	LED OUTDOOR EMERGENCY LIGHT - 25 FEET OF COVERAGE - BRONZE	080083764037	1.7	28	504					•	•	
SELW25WH	LED OUTDOOR EMERGENCY LIGHT - 25 FEET OF COVERAGE - WHITE	080083764051	1.7	28	504						•	
SELW29BKSD	LED OUTDOOR EMERGENCY LIGHT - 29 FEET OF COVERAGE - BLACK - SELF DIAGNOSTICS	080083764280	1.7	28	504						•	
SELW29BZSD	LED OUTDOOR EMERGENCY LIGHT - 29 FEET OF COVERAGE - BRONZE - SELF DIAGNOSTICS	080083764273	1.7	28	504						•	
SELW29SD	LED OUTDOOR EMERGENCY LIGHT - 29 FEET OF COVERAGE - SILVER - SELF DIAGNOSTICS	080083764266	1.7	28	504						•	
SELW29WHSD	LED OUTDOOR EMERGENCY LIGHT - 29 FEET OF COVERAGE - WHITE - SELF DIAGNOSTICS	080083764297	1.7	28	504						•	
SELWT29SD	LED OUTDOOR EMERGENCY LIGHT - 29 FEET OF COVERAGE- WIDE TEMP - SILVER - SELF DIAGNOSTICS	080083779963	1.7	28	504	•					•	
SELWT29WHSD	LED OUTDOOR EMERGENCY LIGHT - 29 FEET OF COVERAGE- WIDE TEMP - WHITE - SELF DIAGNOSTICS	080083779994	1.7	28	504	•					•	
SELWT29BKSD	LED OUTDOOR EMERGENCY LIGHT - 29 FEET OF COVERAGE - WIDE TEMPERATURE - BLACK - SD	080083779987	1.7	28	504	•					•	
SELWT29BZSD	LED OUTDOOR EMERGENCY LIGHT - 29 FEET OF COVERAGE- WIDE TEMP - BRONZE - SELF DIAGNOSTICS	080083779970	1.7	28	504	•					•	
LED Emergency Light - SEL17												
 SEL17	LED EM, WHITE PLASTIC HOUSING, NICAD BATTERY, 17FT	080083722143	1.208	6	270	•	•	•	•	•		
LED Emergency Light - SEL25												
 SEL25SD	LED EM, WHITE PLASTIC HOUSING, NICAD BATTERY, SD, 25FT	080083723027	1.7	6	270	•					•	
SEL25	LED EM, WHITE PLASTIC HOUSING, NICAD BATTERY, 25FT	080083736669	1.208	6	270	•		•	•	•	•	★
SEL50	LED M, WHITE PLASTIC HOUSING, NICAD BATTERY, 50FT	080083733347	2.4	6	360	•					•	
SEL50SD	LED EM, WHITE POLYCARBONATE, NICAD BAT, 50 FT, SD	080083733361	1.7	6	270	•					•	

★ Indicates ARRA Eligible Product Ⓢ Indicates EISA Compliant Pulse Start Products  Indicates MarketPro Product

Please reference the Cooper Lighting Stock Guide Terms and Conditions page. Pictures are a representation of product categories and may not illustrate the exact skus listed. Product information is subject to change without notice. Consult factory representative for additional information and inventory details. Visit www.cooperlighting.com for more product information.


CATALOG NUMBER	DESCRIPTION	UPC CODE	WEIGHT	CASE QTY	PALLET QTY	IL	CA	NJ	TX	GA
Emergency Architectural										
	Die Cast Aluminum Housing - AEL231, AEL246 AEL231 ARCHITECTURAL EMERGENCY LIGHT, LED, 3100K, SILVER	080083593835	3.142	4	144				•	•
	Die Cast Aluminum Housing - AEL231BK, AEL246BK AEL246BKSD ARCHITECTURAL EMERGENCY LIGHT, LED, 4600K, BLACK, SELF-DIAGNOSTICS	080083679737	5.093	4	144					•
	Die Cast Aluminum Housing - AEL231WH, AEL246WH AEL231WH ARCHITECTURAL EMERGENCY LIGHT, LED, 3100K, WHITE	080083593897	5.106	4	144					•

Retrofit

	LED Emergency Battery Pack, 7 Watts EBPLED7W LED BATTERY PACK, 7 WATTS	080083732265	1.665	8	768	•	•			•	
	LED Emergency Battery Pack, 14 Watts EBPLED14W LED BATTERY PACK, 14 WATTS	080083732272	4.33	6	288	•	•			•	


Exit Signs

Exits Signs Commercial - Edge-lit - ECHX


	Edge-lit - ECHX Recessed									
	ECHX6RH	CHICAGO EDGE LIT EXIT HOUSING, AC ONLY, RECESSED MOUNT	080083665631	2.8	4	18	•			
	ECHX7RH	CHICAGO EDGE LIT EXIT HOUSING, SELF POWERED, RECESSED MOUNT	080083665648	3.3	6	0	•			
	ECHX1RT	CHICAGO EDGE LIT EXIT TRIM, SINGLE SIDED, RECESSED, NO ARROW, BRUSHED ALUMINUM	080083665662	4.8	4	0	•			
	ECHX1RTAL	CHICAGO EDGE LIT EXIT TRIM, SINGLE SIDED, RECESSED, ARROW LEFT, BRUSHED ALUMINUM	080083665709	4.8	4	0	•			★
	ECHX1RTALWH	CHICAGO EDGE LIT EXIT TRIM, SINGLE SIDED, RECESSED, ARROW LEFT, WHITE	080083665846	4.8	4	0	•			
	ECHX1RTAR	CHICAGO EDGE LIT EXIT TRIM, SINGLE SIDED, RECESSED, ARROW RIGHT	080083665686	4.8	4	0	•			★
	ECHX1RTARWH	CHICAGO EDGE LIT EXIT TRIM, SINGLE SIDED, RECESSED, ARROW RIGHT, WHITE	080083665822	4.8	4	0	•			
	ECHX1RTDAWH	CHICAGO EDGE LIT EXIT TRIM, SINGLE SIDED, RECESSED, DOUBLE ARROW, WHITE	080083665860	4.8	4	0	•			
	ECHX1RTWH	CHICAGO EDGE LIT EXIT TRIM, SINGLE SIDED, RECESSED, NO ARROW, WHITE	080083665808	4.8	4	0	•			
	ECHX2RT	CHICAGO EDGE LIT EXIT TRIM, DOUBLE SIDED, RECESSED MOUNT	080083665747	4.8	4	0	•			
	ECHX2RTARL	CHICAGO EDGE LIT EXIT TRIM, DOUBLE SIDED, RECESSED MOUNT, ARROW RIGHT/ARROW LEFT	080083665785	4.8	4	0	•			
	ECHX2RTARLWH	CHICAGO EDGE LIT EXIT TRIM, DOUBLE SIDED, RECESSED MOUNT, ARROW RIGHT/ARROW LEFT, WHITE	080083665921	4.8	4	0	•			
	ECHX2RTDA	CHICAGO EDGE LIT EXIT TRIM, DOUBLE SIDED, RECESSED MOUNT DOUBLE ARROW	080083665761	4.8	4	0	•			
	ECHX2RTDAWH	CHICAGO EDGE LIT EXIT TRIM, DOUBLE SIDED, RECESSED MOUNT, DOUBLE ARROW, WHITE	080083665907	4.8	4	0	•			
ECHX2RTWH	CHICAGO EDGE LIT EXIT TRIM, DOUBLE SIDED, RECESSED MOUNT, WHITE	080083665884	4.8	4	0	•				

★ Indicates ARRA Eligible Product Ⓢ Indicates EISA Compliant Pulse Start Products  Indicates MarketPro Product


Please reference the Cooper Lighting Stock Guide Terms and Conditions page. Pictures are a representation of product categories and may not illustrate the exact skus listed. Product information is subject to change without notice. Consult factory representative for additional information and inventory details. Visit www.cooperlighting.com for more product information.

CATALOG NUMBER	DESCRIPTION	UPC CODE	WEIGHT	CASE QTY	PALLET QTY	IL	CA	NJ	TX	GA
Edge-lit - ECHX Surface										
 ECHX6SHA	CHICAGO EDGE LIT EXIT HOUSING, AC ONLY, SURFACE MOUNT, BRUSHED ALUMINUM	080083665938	2.5	6	0	•				
ECHX6SHWH	CHICAGO EDGE LIT EXIT HOUSING, AC ONLY, SURFACE MOUNT, WHITE	080083665952	2.5	6	0	•				
ECHX7SHA	CHICAGO EDGE LIT EXIT HOUSING, SELF POWERED, SURFACE MOUNT, BRUSHED ALUMINUM	080083665945	3	6	24	•				
ECHX7SHWH	CHICAGO EDGE LIT EXIT HOUSING, SELF POWERED, SURFACE MOUNT, WHITE	080083665969	3	6	108	•				
ECHX1ST	CHICAGO EDGE LIT EXIT TRIM, SINGLE SIDED, SURFACE MOUNT, NO ARROW	080083665976	2	6	48	•				
ECHX1STAL	CHICAGO EDGE LIT EXIT TRIM, SINGLE SIDED, SURFACE MOUNT, ARROW LEFT	080083665990	2	6	40	•				
ECHX1STAR	CHICAGO EDGE LIT EXIT TRIM, SINGLE SIDED, SURFACE MOUNT, ARROW RIGHT	080083665983	2	6	48	•				
ECHX1STDA	CHICAGO EDGE LIT EXIT TRIM, SINGLE SIDED, SURFACE MOUNT, DOUBLE ARROW	080083666003	2	6	0	•				
ECHX2ST	CHICAGO EDGE LIT EXIT TRIM, DOUBLE SIDED, SURFACE MOUNT, BRUSHED ALUMINUM	080083666010	2	6	0	•				
ECHX2STARL	CHICAGO EDGE LIT EXIT TRIM, DOUBLE SIDED, SURFACE MOUNT, BRUSHED ALUMINUM, ARROW RIGHT/ARROW LEFT	080083666034	2	6	0	•				
ECHX2STDA	CHICAGO EDGE LIT EXIT TRIM, DOUBLE SIDED, SURFACE MOUNT, BRUSHED ALUMINUM, DOUBLE ARROW	080083666027	2	6	0	•				

Exit Signs Commercial - Edge-lit - EUR Recessed

Edge-lit - EUR Recessed										
 EUR60R	LED, RECESSED, ALUMINUM HOUSING, UNIVERSAL FACE, RED LETTERS, AC ONLY	622697725617	9.099	4	64	•		•	•	•
EUR70R	LED, RECESSED, ALUMINUM HOUSING, UNIVERSAL FACE, RED LETTERS, SELF-POWERED	622697725594	9.15	4	80	•		•	•	•
EUR70G	LED, RECESSED, ALUMINUM HOUSING, UNIVERSAL FACE, GREEN LETTERS, SELF-POWERED	623960072742	5.905	4	64		•	•	•	•

Exit Signs Commercial - Edge-lit - EUS Surface


Edge-lit - EUS Surface										
 EUS60R	LED, SURFACE, ALUMINUM HOUSING, UNIVERSAL FACE, RED LETTERS, AC ONLY	622697725587	6.081	1	27	•	•	•		•
EUS70R	LED, SURFACE, ALUMINUM HOUSING, UNIVERSAL FACE, RED LETTERS, SELF-POWERED	622697725556	6.2	6	216	•	•	•	•	•
EUS60G	LED, SURFACE, ALUMINUM HOUSING, UNIVERSAL FACE, GREEN LETTERS, AC ONLY	623960072681	6.146	4	176	•	•			•
EUS70G	LED, SURFACE, ALUMINUM HOUSING, UNIVERSAL FACE, GREEN LETTERS, SELF-POWERED	623960072728	4.75	6	120	•	•	•		•

CATALOG NUMBER	DESCRIPTION	UPC CODE	WEIGHT	CASE QTY	PALLET QTY					
					IL	CA	NJ	TX	GA	

Exit Signs Commercial - Steel Housing - CHX




Steel Housing - CHX

CHX71	SELF POWERED, EXIT SIGN, STEEL HOUSING, WHITE LED EXIT, WITH LENS	080083567614	11.3	1	60	•					•	
CHX61-STAIR	AC ONLY, EXIT SIGN, STEEL HOUSING, WHITE LED EXIT WITH STAIR LENS	080083592777	11.3	1	60	•						
CHX61AL	AC ONLY, EXIT SIGN, STEEL HOUSING, WHITE LED EXIT WITH ARROW LEFT	080083574766	11.3	1	60	•						
CHX61AL-STAIR	AC ONLY, EXIT SIGN, STEEL HOUSING, WHITE LED EXIT WITH ARROW LEFT AND STAIR LENS	080083708178	11.3	1	60	•						
CHX61AR	AC ONLY, EXIT SIGN, STEEL HOUSING, WHITE LED EXIT WITH ARROW RIGHT LENS	080083574650	11.3	1	60	•						★
CHX61AR-STAIR	AC ONLY, EXIT SIGN, STEEL HOUSING, WHITE LED EXIT WITH ARROW RIGHT AND STAIR LENS	080083708161	11.3	1	60	•						
CHX61DA	AC ONLY, EXIT SIGN, STEEL HOUSING, WHITE LED EXIT WITH DOUBLE ARROW LENS	080083576715	11.3	1	60	•						
CHX62	AC ONLY, EXIT SIGN, STEEL HOUSING, WHITE LED EXIT, DOUBLE SIDED	080083574636	11.3	1	60	•						
CHX62ARL	AC ONLY, EXIT SIGN, STEEL HOUSING, WHITE LED EXIT DOUBLE SIDED, ARROW RIGHT OR LEFT	080083574643	11.3	1	60	•						
CHX62ARL-STAIR	AC ONLY, EXIT SIGN, STEEL HOUSING, WHITE LED EXIT DOUBLE SIDED, ARROW RIGHT OR LEFT WITH STAIR LENS	080083576722	11.3	1	60	•						
CHX62DA	AC ONLY, EXIT SIGN, STEEL HOUSING, WHITE LED EXIT DOUBLE ARROW	080083576739	11.3	1	60	•						
CHX71-STAIR	SELF POWERED, CHICAGO EXIT SIGN, WHITE LED, SINGLE SIDED WITH STAIR LENS	080083576678	11.3	1	60	•						
CHX71AL	SELF POWERED, CHICAGO EXIT, STEEL HOUSING, SINGLE SIDED, ARROW LEFT	080083576647	11.3	1	60	•						
CHX71AL-STAIR	SELF POWERED, CHICAGO EXIT SIGN, WHITE LED, ARROW LEFT WITH STAIR LENS	080083708208	11.3	1	60	•						
CHX72DA	SELF POWERED, CHICAGO EXIT, STEEL HOUSING, DOUBLE SIDED, DOUBLE ARROW	080083576708	11.3	1	60	•						
CHX71AR	SELF POWERED, CHICAGO EXIT, STEEL HOUSING, SINGLE SIDED, ARROW RIGHT	080083576654	11.3	1	60	•						
CHX71AR-STAIR	SELF POWERED, CHICAGO EXIT SIGN, WHITE LED, ARROW RIGHT WITH STAIR LENS	080083708192	11.3	1	60	•						
CHX72ARL-STAIR	SELF POWERED, CHICAGO EXIT SIGN, WHITE LED, DOUBLE SIDED, ARROW RIGHT OR LEFT, WITH STAIR LENS	080083651573	11.3	1	60	•						
CHX71DA	SELF POWERED, CHICAGO EXIT, STEEL HOUSING, SINGLE SIDED, DOUBLE ARROW	080083576661	11.3	1	60	•						
CHX72	SELF POWERED, CHICAGO EXIT, STEEL HOUSING, DOUBLE SIDED	080083576685	11.3	1	60	•						
CHX72ARL	SELF POWERED, CHICAGO EXIT, STEEL HOUSING, DOUBLE SIDED, ARROW LEFT	080083576692	11.3	1	60	•						

Exit and Emergency Commercial - Steel Combo - CHX Combo

Steel Combo - CHX Combo


CHXC71	SELF POWERED, EXIT/EMERGENCY LIGHT COMBO, STEEL HOUSING, WHITE LED EXIT, WITH LENS	080083771271	0.01	1	1	•						
--------	------------------------------------------------------------------------------------	--------------	------	---	---	---	--	--	--	--	--	---------------------------------------------------------------------------------------

Exit Signs Commercial - Polycarbonate Housing - LPX






Polycarbonate Housing - LPX

LPX7	LED, WHITE HOUSING, UNIVERSAL FACE, RED AND GREEN LETTERS, SELF-POWERED	080083532773	3.169	6	144	•	•	•	•	•	•	
LPX7SD	LED, WHITE HOUSING, UNIVERSAL FACE, RED AND GREEN LETTERS, SELF-POWERED, SELF-DIAGNOSTICS	080083532797	3.57	6	270	•	•	•	•	•	•	

CATALOG NUMBER	DESCRIPTION	UPC CODE	WEIGHT	CASE QTY	PALLET QTY	IL	CA	NJ	TX	GA
Exit Signs Architectural										
Die Cast Aluminum Housing - CX										
 CX61	LED, BRUSHED ALUMINUM FACE AND BLACK HOUSING, SINGLE FACE, RED AND GREEN LETTERS, AC ONLY	080083534043	5.07	6	144	•				•
CX61WH	LED, WHITE FACE AND HOUSING, SINGLE FACE, RED AND GREEN LETTERS, AC ONLY	080083534067	5.07	6	144	•				•
CX62WH	LED, WHITE FACE AND HOUSING, DOUBLE FACE, RED AND GREEN LETTERS, AC ONLY	080083534074	5.07	6	144	•			•	•
CX71SD	LED, BRUSHED ALUMINUM FACE AND BLACK HOUSING, SINGLE FACE, RED AND GREEN LETTERS, SELF-POWERED, SELF-DIAGNOSTICS	080083534166	5.07	6	180	•	•	•	•	•
CX71WHSD	LED, WHITE FACE AND HOUSING, SINGLE FACE, RED AND GREEN LETTERS, SELF-POWERED, SELF-DIAGNOSTICS	080083534180	5.07	6	144	•	•	•	•	•
CX72SD	LED, BRUSHED ALUMINUM FACE AND BLACK HOUSING, DOUBLE FACE, RED AND GREEN LETTERS, SELF-POWERED, SELF-DIAGNOSTICS	080083534173	5.07	6	144	•	•		•	•
CX72WHSD	LED, WHITE FACE AND HOUSING, DOUBLE FACE, RED AND GREEN LETTERS, SELF-POWERED, SELF-DIAGNOSTICS	080083534197	5.07	6	144	•				•




Retrofit

Fluorescent Emergency Battery Pack

 Fluorescent EBP 450 Lumens	EBP450X	FLUORESCENT BATTERY PACK, 450 LUMEN	080083561650	1.665	12	768	•	•	•	•	•	•	★
 Fluorescent EBP 700 lumens	EBP700X	FLUORESCENT BATTERY PACK, 700 LUMEN	080083564262	2.021	12	336	•	•	•	•	•	•	★
 Fluorescent EBP 1400 Lumens	EBP1400NCX	FLUORESCENT BATTERY PACK, 1400 LUMEN	080083712793	1.9	12	432					•		

Accessories




Accessories

 Laser	LASER	RED POINTER (USED TO ACTIVATE REMOTE TESTING FIXTURES)	662401215256	0.185	12	288					•		★
 Vandal Guard - VS1	VS1	POLYCARBONATE VANDAL SHIELD	662401459674	4.5	1	24					•	•	★
 Wireguard - WG	WG1	WIREGUARD (18"X15"X6")	662400109419	2.474	1	80	•		•	•	•	•	★
	WG10	WIREGUARD (13 3/4"X13 3/8"X4 3/8")	662400109426	2.438	1	84	•	•	•	•	•	•	★

CATALOG NUMBER	DESCRIPTION	UPC CODE	WEIGHT	CASE		PALLET				
				QTY	QTY	IL	CA	NJ	TX	GA

Chicago Code

Chicago Code Emergency

	<p>Steel Housing - XR6C</p>	<p>XR6C-LED STEEL, (2) 300 LUMEN LED HEADS, WHITE</p>	<p>080083753215</p>	<p>3.9</p>	<p>8</p>	<p>108</p>	<p>•</p>	<p></p>	<p></p>	<p></p>	<p></p>	<p>•</p>	
	<p>Steel Housing - XR9C</p>	<p>XR9C STEEL, 6V, (2) 12W HALOGEN LAMPS, 30W REMOTE CAPACITY, WHITE</p>	<p>662400107514</p>	<p>15</p>	<p>4</p>	<p>48</p>	<p>•</p>	<p></p>	<p></p>	<p></p>	<p></p>	<p></p>	<p></p>

CATALOG NUMBER

DESCRIPTION

UPC CODE WEIGHT CASE QTY PALLET QTY IL CA NJ TX GA

All-Pro Emergency

LED Exit and Emergency

Exit Signs Commercial



Thermoplastic Housing - APXEL

APXEL61R	EXIT SIGN EDGE LIT, 1F, RED, AC ONLY	080083635245	4.1	6	108	•					•
APXEL62R	EXIT SIGN EDGE LIT, 2F, RED, AC ONLY	080083635528	4	6	108	•					•
APXEL71G	EXIT SIGN EDGE LIT, 1F, GREEN, BATTERY	080083635504	4.2	6	108	•	•				•
APXEL71R	EXIT SIGN EDGE LIT, 1F, RED, BATTERY	080083635467	3.95	4	128	•		•	•		•
APXEL72G	EXIT SIGN EDGE LIT, 2F, GREEN, BATTERY	080083635580	3.128	6	108	•	•				•
APXEL72R	EXIT SIGN EDGE LIT, 2F, RED, BATTERY	080083635542	4.14	6	108	•					•



Thermoplastic Combos - Double Head - APC

APC7G	COMBO UNIT, WHITE HOUSING, LED-EXIT, (2) LED EMERGENCY LIGHT HEADS, UNIVERSAL FACE GREEN LETTERS	080083567164	0.68	8	216	•	•			•	•
APC7R	COMBO UNIT, WHITE HOUSING, LED-EXIT, (2) LED EMERGENCY LIGHT HEADS, UNIVERSAL FACE RED LETTERS	080083566556	2.637	8	288	•	•	•	•	•	•



Thermoplastic Combos - Double Head - APCH

APCH7G	COMBO UNIT, WHITE HOUSING, REMOTE CAPACITY, LED-EXIT, (2) LED EMERGENCY LIGHT HEADS, UNIVERSAL FACE GREEN LETTERS	080083567188	2.817	8	144	•	•	•	•	•	•
APCH7R	COMBO UNIT, WHITE HOUSING, REMOTE CAPACITY, LED-EXIT, (2) LED EMERGENCY LIGHT HEADS, UNIVERSAL FACE RED LETTERS	080083567171	2.721	8	256	•	•	•	•	•	•



Thermoplastic Housing - APX6 and APX7

APX6G	AC ONLY, WHITE HOUSING, LED EXIT, GREEN LETTERS	080083566525	1.954	6	216	•	•				•
APX6R	AC ONLY, WHITE HOUSING, LED EXIT, RED LETTERS	080083566518	1.835	6	216	•	•	•	•	•	•
APX7G	SELF POWERED, WHITE HOUSING, LED EXIT, GREEN LETTERS	080083566549	2.37	6	360	•	•	•	•	•	•
APX7R	SELF POWERED, WHITE HOUSING, LED EXIT, RED LETTERS	080083566532	2.15	6	270	•	•	•	•	•	•

Emergency Commercial



Thermoplastic Housing - APEL

APEL	3.6V, (2) .78W LED EMERGENCY LIGHT HEAD, EQUIVALENT TO (2) 5.4W INCANDESCENT LAMPS	080083566501	0.95	8	512	•	•	•	•	•	•
------	------------------------------------------------------------------------------------	--------------	------	---	-----	---	---	---	---	---	---



Thermoplastic Housing - APWR

APWR1	REMOTE, SINGLE HEAD, WET LISTED	080083608560	0.378	30	1440	•	•			•	•
APWR2	REMOTE, DOUBLE HEAD, WET LISTED	080083608584	0.499	30	360	•	•	•	•	•	•

CATALOG NUMBER

DESCRIPTION

UPC CODE WEIGHT CASE QTY PALLET QTY IL CA NJ TX GA

Atlite Emergency/Exit

Exit and Emergency

High Emergency Lightt

Steel Housing - Incandescent

CB6-54	INC HIGH EMERGENCY LIGHT, 2 HEADS, WHITE	080083542819	14.2	1	1		•	★
--------	------------------------------------------	--------------	------	---	---	--	---	---

Emergency Commercial



Steel Housing - LED

10REL36-LED42	NY LED EMERGENCY LIGHT, 2 HEADS, 2 REMOTES	080083574353	3.5	6	144		ⓔ
10REL72-LED82	NY LED EMERGENCY LIGHT, 2 HEADS, 6 REMOTES	080083574346	3.5	6	192		ⓔ
10REL72-LED83	NY LED EMERGENCY LIGHT, 3 HEADS, 5 REMOTES	080083574339	3.5	6	192		ⓔ



Steel Housing - Incandescent

12REL50-3	NY INC EMERGENCY LIGHT, 3 HEADS, 12 V, 50 W, WHITE	080083634613	16.2	1	144		ⓔ
6REL18	NY INC EMERGENCY LIGHT, 2 HEADS, 6 V, 18 W, WHITE	080083634590	16.2	1	144		ⓔ
6REL27	NY INC EMERGENCY LIGHT, 2 HEADS, 6 V, 27 W, WHITE, INCANDESCENT	080083634606	16.2	1	144		ⓔ
12AC100-0 W/BATT	INC EMERGENCY LIGHT, 2 HEADS, 12V, 9W PER HEAD	080083812066	5.1	1	48		• ★
6BC10	INC EMERGENCY LIGHT, 2 HEADS, 6 V, 5.4 W PER HEAD, WHITE	080083812141	6.5	1	1		★
6BC10-BA	INC EMERGENCY LIGHT, 2 HEADS, 6 V, 10 W, WHITE	080083812134	6.5	1	1		★



Polycarbonate Housing - Incandescent

PC1-10	POLYCARBONATE, 6V, (2) 5.4W LAMPS, EMERGENCY LIGHT, WHITE, PAR18 INCANDESCENT	623961985751	3.7	6	270		•
--------	-------------------------------------------------------------------------------	--------------	-----	---	-----	--	---

★ Indicates ARRA Eligible Product ⓔ Indicates EISA Compliant Pulse Start Products Indicates MarketPro Product



Please reference the Cooper Lighting Stock Guide Terms and Conditions page. Pictures are a representation of product categories and may not illustrate the exact skus listed. Product information is subject to change without notice. Consult factory representative for additional information and inventory details. Visit www.cooperlighting.com for more product information.

CATALOG NUMBER	DESCRIPTION	UPC CODE	WEIGHT	CASE QTY	PALLET QTY	IL	CA	NJ	TX	GA	
----------------	-------------	----------	--------	----------	------------	----	----	----	----	----	--

Exit Signs Architectural



Universal Edge Lit - AUX

AUXA	NY UNIVERSAL EDGE LIT, AC ONLY, SILVER	080083703265	8.5	1	50						(E) 
AUXA18	NY UNIVERSAL EDGE LIT, AC ONLY, SILVER, 1 FACE	080083718023	8.5	1	50						(E)
AUXA6	NY UNIVERSAL EDGE LIT, AC ONLY, SILVER, 6 INCH LENS	080083718030	8.5	1	50						(E)
AUXABK18	NY UNIVERSAL EDGE LIT, AC ONLY, BLACK, 1 FACE	080083718047	8.5	4	50						(E)
AUXABK6	NY UNIVERSAL EDGE LIT, AC ONLY, BLACK, 6 INCH LENS	080083718054	8.5	4	50						(E)
AUXAWH18	NY UNIVERSAL EDGE LIT, AC ONLY, WHITE, 1 FACE	080083718061	8.5	1	50						(E)
AUXAWH6	NY UNIVERSAL EDGE LIT, AC ONLY, WHITE, 6 INCH LENS	080083718078	8.5	1	50						
AUXSSD	NY UNIVERSAL EDGE LIT, SELF POWERED, SILVER, SD	080083703296	18.66	1	50						
AUXSSD18	NY UNIVERSAL EDGE LIT, SELF POWERED, SILVER, SD, 1 FACE	080083718108	18.66	1	50						
AUXSSD6	NY UNIVERSAL EDGE LIT, SELF POWERED, SILVER, SD, 6 INCH LENS	080083718115	18.66	1	50						
AUXSWHSD6	NY UNIVERSAL EDGE LIT, SELF POWERED, WHITE, SD, 6 INCH LENS	080083718139	9.4	1	50						
AUXA2C	UNIVERSAL EDGE LIT, AC ONLY, SILVER, 2 CIRCUIT	080083812165	8.5	1	50						(E)
AUXSHSD	NY UNIV EDGE LIT, SELF-POWERED, BRUSH ALUM HOUSING	080083703364	5.68	4	50						
AUXSHWHSD	NY UNIV EDGE LIT, SELF-POWERED, WHITE HOUSING	080083703371	5.66	4	50						
AUXAH	UNIV EDGELIT, AC ONLY, BRSH ALUM HSG	080083703333	4.7	1	50						(E)
AUXL	NY EDGELIT LENS KIT	080083703395	3.8	10	50						
AUXL18	EDGE LIT SINGLE LENS KIT	080083717668	3.8	10	50						
AUXL6	EDGE LIT 6" LENS KIT	080083717682	3.8	10	50						
EXP-AUXSSD	NY UNIVERSAL EDGE LIT, SELF POWERED LED, SD	080083812158	18.66	1	50						

Exit Signs Commercial



Edge Lit Recessed

TSC18RCSA	EXIT LIGHT, SELF-POWERED, SINGLE FACE, SATIN ALUM TRIM	080083812097	5.5	1	1						★
HA	EDGE LITE HOUSING, AC ONLY	080083812080	3.94	1	54						★
HS1	EDGE LITE HOUSING, SELF-POWERED SINGLE FACE	080083812073	4.1	1	1						★



Edge Lit Surface

REUSN18R	NY SURFACE EDGE LIT EXIT, SELF POWERED, 1 FACE	080083696987	16.2	1	120						
----------	------------------------------------------------	--------------	------	---	-----	--	--	--	--	--	--



Steel Housing - LED

RXSN8RU	NY LED EXIT, STEEL, SELF POWERED, UNIVERSAL FACE	080083634576	16.2	1	144						
XLN1-6SR2U-BA	LED EXIT, SELF POWERED, UNIVERSAL, TWO FACES, RED	080083812127	7	1	90						★

CATALOG NUMBER	DESCRIPTION	UPC CODE	WEIGHT	CASE		PALLET				
				QTY	QTY	IL	CA	NJ	TX	GA

Combo Exit Signs Commercial



Steel Housing - LED

RCS182LED	NY LED COMBO, 1 FACE, 2 HEADS, WHITE	080083574322	3.5	6	192						
RCS183LED	NY LED COMBO, 1 FACE, 3 HEADS, WHITE	080083574308	3.5	6	192						
RCS282LED	NY LED COMBO, 2 FACE, 2 HEADS, WHITE	080083574315	3.5	6	192						
RCS283LED	NY LED COMBO, 2 FACE, 3 HEADS, WHITE	080083574292	3.5	6	192						
XLCNY8L-2/3	STEEL CONVERTIBLE COMBO EMERGENCY WITH LED EXIT SIGN	080083812103	22	1	1						★



Steel Housing - Incandescent

PC3-RU	POLYCARBONATE COMBO UNIT, WHITE HOUSING, LED-EXIT, 5.4W LAMPS-EMERGENCY, UNIVERSAL FACE, RED LETTERS	662400775843	7.01	6	144			•			
RCS8R-3	NY INC COMBO, 1 FACE, 3 HEADS, WHITE	080083634583	16.2	1	144						



Polycarbonate Housing - LED

PNL-RU	LED, WHITE HOUSING, UNIVERSAL FACE, RED LETTERS, SELF-POWERED	662401740093	3.5	6	192			•			
--------	---------------------------------------------------------------	--------------	-----	---	-----	--	--	---	--	--	--

Remote Emergency Commercial



Polycarbonate - LED

RFLED401	POLYCARBONATE, LED 9.6 V REMOTE, 1 HEAD, WHITE	080083574285	3.5	6	192						
RFLED402	POLYCARBONATE, LED 9.6 V REMOTE, 2 HEAD, WHITE	080083574278	3.5	6	192						
RFLED401WP	POLYCARBONATE, LED 9.6 V REMOTE, 1 HEAD, GRAY, WEATHER PROOF	080083722334	3.5	6	192						
RFLED402WP	POLYCARBONATE, LED 9.6 V REMOTE, 2 HEAD, GRAY, WEATHER PROOF	080083722341	3.5	6	192						
SP-RFLEDHEAD	RFLED HEAD	080083574261	3.5	6	192						

CATALOG NUMBER

DESCRIPTION

UPC CODE WEIGHT CASE QTY PALLET QTY IL CA NJ TX GA

Portfolio

LED

Recessed

2" Power Modules

EU2B0510FL408030	4-INCH LED MODULE 500 OR 1000 LUMEN, 80CRI, 3000 CCT, 40° FLOOD OPTIC	080083788965	1.28	6	480						●
EU2B0510FL408035	4-INCH LED MODULE 500 OR 1000 LUMEN, 80CRI, 3500 CCT, 40° FLOOD OPTIC	080083788989	1.28	6	480						●
EU2B0510NFL258030	4-INCH LED MODULE 500 OR 1000 LUMEN, 80CRI, 3000 CCT, 25° NARROW FLOOD OPTIC	080083788927	1.28	6	480						●
EU2B0510NFL258035	4-INCH LED MODULE 500 OR 1000 LUMEN, 80CRI, 3500 CCT, 25° NARROW FLOOD OPTIC	080083788941	1.28	6	480						●
EU2B0510WFL558030	4-INCH LED MODULE 500 OR 1000 LUMEN, 80CRI, 3000 CCT, 55° WIDE FLOOD OPTIC	080083789009	1.28	6	480						●
EU2B0510WFL558035	4-INCH LED MODULE 500 OR 1000 LUMEN, 80CRI, 3500 CCT, 55° WIDE FLOOD OPTIC	080083789023	1.28	6	480						●
EU2B15FL408030	4-INCH LED MODULE 1500 LUMEN, 80CRI, 3000 CCT, 40° FLOOD OPTIC	080083788842	1.28	6	480						●
EU2B15FL408035	4-INCH LED MODULE 1500 LUMEN, 80CRI, 3500 CCT, 40° FLOOD OPTIC	080083788866	1.28	6	480						●
EU2B15NFL258030	4-INCH LED MODULE 1500 LUMEN, 80CRI, 3000 CCT, 25° NARROW FLOOD OPTIC	080083788804	1.28	6	480						●
EU2B15NFL258035	4-INCH LED MODULE 1500 LUMEN, 80CRI, 3500 CCT, 25° NARROW FLOOD OPTIC	080083788828	1.28	6	480						●
EU2B15WFL558030	4-INCH LED MODULE 1500 LUMEN, 80CRI, 3000 CCT, 55° WIDE FLOOD OPTIC	080083788880	1.28	6	480						●
EU2B15WFL558035	4-INCH LED MODULE 1500 LUMEN, 80CRI, 3500 CCT, 55° WIDE FLOOD OPTIC	080083788903	1.28	6	480						●

2" Trims

2LBD1H	2" DOWNLIGHT REFLECTOR, HAZE FINISH	080083780785	0.1	6	720						●
--------	-------------------------------------	--------------	-----	---	-----	--	--	--	--	--	---




4" Downlight

LDA4A18835D010TE	4" ADJUSTABLE/SLOPE LED HOUSING, 1800 LUMENS, 3500K, 80CRI. TRAILING EDGE OR 0-10V DRIVER	080083753659	12	1	16						●	★
4LBM0H	4" LED MEDIUM BEAM REFLECTOR, POLYMER TRIM RING, HAZE FINISH	080083769070	0.763	6	240	●					●	
LD4B10D010	4" 1000 LUMEN LED HOUSING, 120-277V, 0-10V 1 PERCENT DRIVER	080083788149	3.133	6	144	●	●			●	●	★
LD4B10D010TR	4" 1000 LUMEN LED HOUSING, LEADING EDGE OR 0-10V DRIVER	080083788132	4.667	1	45	●					●	★
LD4B10DL3	4" 1000 LUMEN LED HOUSING, LUTRON 3 WIRE DRIVER	080083787852	4.667	1	45						●	★
LD4B10DLE	4" 1000 LUMEN LED HOUSING, LUTRON ECOSYSTEM DRIVER	080083788125	4.667	1	45						●	★
LD4B15D010	4" 1500 LUMEN LED HOUSING, 120-277V, 0-10V 1 PCT DRIVER	080083788118	3.11	6	144	●				●	●	★
LD4B15D010TR	4" 1500 LUMEN LED HOUSING, LEADING EDGE OR 0-10V DRIVER	080083788101	5.667	1	45	●					●	★
LD4B20D010	4" 2000 LUMEN LED HOUSING, 120-277V, 0-10V 1 PCT DRIVER	080083788095	5.667	6	144	●	●			●	●	★
LD4B20D010TR	4" 2000 LUMEN LED HOUSING, LEADING EDGE OR 0-10V DRIVER	080083788088	5.667	1	45						●	★
LD4B30D010	4" 3000 LUMEN LED HOUSING, 120-277V, 0-10V 1 PCT DRIVER	080083788071	5.667	1	45						●	★
4LBW2H	4" LED WIDE BEAM REFLECTOR, SELF FLANGED PAINTED WHITE, HAZE FINISH	080083769490	0.244	6	240	●					●	
LD4BCP15D010	4" 1500 LUMEN, CHICAGO PLENUM, LED HOUSING, 120-277V, 0-10V 1 PCT DRIVER	080083788064	5.667	1	144	●						★
LD4BCP20D010	4" 2000 LUMEN, CHICAGO PLENUM, LED HOUSING, 120-277V, 0-10V 1 PCT DRIVER	080083788057	5.667	1	45	●						★
LD4B15D010EM7	4" 1500 LUMEN LED HOUSING, 120-277V, 0-10V 1% DRIVER WITH 7W EMERGENCY BATTERY	080083810970	4.25	1	45						●	★
LD4B20D010EM7	4" 2000 LUMEN LED HOUSING, 120-277V, 0-10V 1% DRIVER WITH 7W EMERGENCY BATTERY	080083810963	4.25	1	45						●	★
4LBCS1MB	4" LED SHALLOW DIE CAST REFLECTOR, SELF FLANGED, MATTE BLACK FINISH	080083820764	0.763	6	360						●	
4LBCS1MW	4" LED SHALLOW DIE CAST REFLECTOR, SELF FLANGED, MATTE WHITE FINISH	080083820801	0.763	6	360							

★ Indicates ARRA Eligible Product ⓔ Indicates EISA Compliant Pulse Start Products  Indicates MarketPro Product

Please reference the Cooper Lighting Stock Guide Terms and Conditions page. Pictures are a representation of product categories and may not illustrate the exact skus listed. Product information is subject to change without notice. Consult factory representative for additional information and inventory details. Visit www.cooperlighting.com for more product information.



CATALOG NUMBER	DESCRIPTION	UPC CODE	WEIGHT	CASE QTY	PALLET QTY	IL	CA	NJ	TX	GA
4" Power Modules										
EU4B10208030	4-INCH LED MODULE 1000, 1500 OR 2000 LUMEN, 80CRI, 3000 CCT	080083788330	1.28	6	480	•				•
EU4B10208040	4-INCH LED MODULE 1000, 1500 OR 2000 LUMEN, 80CRI, 4000 CCT	080083788316	1.28	6	480				•	•
EU4B10208035	4-INCH LED MODULE 1000, 1500 OR 2000 LUMEN, 80CRI, 3500 CCT	080083788323	1.28	6	480	•			•	•
EU4B10209035	4-INCH LED MODULE 1000, 1500 OR 2000 LUMEN, 90CRI, 3500 CCT	080083788309	1.28	6	480					•
EU4B10209040	4-INCH LED MODULE 1000, 1500 OR 2000 LUMEN, 90CRI, 4000 CCT	080083788293	1.28	6	480					•
EU6B10208030	6-INCH LED MODULE 1000, 1500 OR 2000 LUMEN, 80CRI, 3000 CCT	080083788279	1.28	6	480		•		•	•
4" Square Downlight										
LDSQ4B20D010TR	4" SQUARE 2000 LUMEN LED HOUSING, LEADING EDGE OR 0-10V DRIVER	080083787784	5.55	6	72		•			★
LDSQ4B15D010	4" SQUARE 1500 LUMEN LED HOUSING, 120-277V, 0-10V 1 PCT DRIVER	080083787814	5.55	6	72	•	•			★
LDSQ4B15D010TR	4" SQUARE 1500 LUMEN LED HOUSING, LEADING EDGE OR 0-10V DRIVER	080083787807	5.55	6	72					★
LDSQ4B10D010	4" SQUARE 1000 LUMEN LED HOUSING, 120-277V, 0-10V 1 PCT DRIVER	080083787777	4.3	6	108		•			★
LDSQ4B20D010	4" SQUARE 2000 LUMEN LED HOUSING, 120-277V, 0-10V 1 PCT DRIVER	080083787791	5.55	6	72					★
4LBSQ1WMH	4" SQUARE LED REFLECTOR, SELF FLANGED, WARM HAZE FINISH	080083811076	0.763	6	240					•
LDSQ4B10D010TR	4" SQUARE 1000 LUMEN LED HOUSING, 120-277V, 0-10V/TRIAC DRIVER	080083810864	5.55	6	72					• ★
4" Square Trim										
4LBSQ0H	4" SQUARE LED REFLECTOR, POLYMER TRIM RING, HAZE FINISH	080083769926	0.763	6	144					•
4LBSQ0LI	4" SQUARE LED REFLECTOR, POLYMER TRIM RING, SPECULAR FINISH	080083769940	0.763	6	144					•
4LBSQ1H	4" SQUARE LED REFLECTOR, SELF FLANGED, HAZE FINISH	080083769889	0.763	6	144	•	•			•
4LBSQ1LI	4" SQUARE LED REFLECTOR, SELF FLANGED, SPECULAR CLEAR FINISH	080083769988	0.763	6	144		•			•
4LBSQ2H	4" SQUARE LED REFLECTOR, SELF FLANGED PAINTED WHITE, HAZE FINISH	080083769964	0.763	6	144	•				•
4LBSQ2LI	4" SQUARE LED REFLECTOR, SELF FLANGED PAINTED WHITE, SPECULAR CLEAR FINISH	080083770007	0.763	6	180			•		•
4LBSQ0MW	4" SQUARE LED REFLECTOR, POLYMER TRIM RING, MATTE WHITE	080083810901	0.763	6	144		•			•
4LBSQ1MW	4" SQUARE LED REFLECTOR, SELF FLANGED, MATTE WHITE	080083810949	0.763	6	180					•
PRSQ4	4-INCH SQUARE RIMLESS PLASTER RING	080083781287	1	180	2160					•
4LBCS0MMS	4" LED SHALLOW DIE CAST REFLECTOR, POLYMER TRIM RING, MATTE METALLIC SILVER FINISH	080083769612	0.763	6	360					•
4LBSQ1B	4" SQUARE LED REFLECTOR, SELF FLANGED, BLACK FINISH	080083820771	0.763	6	240					•
4LBSQLWW0MW	4" SQUARE LED LENSED WALL WASH REFLECTOR, POLYMER TRIM RING, MATTE WHITE FINISH	080083820795	0.763	6	300					•



★ Indicates ARRA Eligible Product ⓔ Indicates EISA Compliant Pulse Start Products  Indicates MarketPro Product

Please reference the Cooper Lighting Stock Guide Terms and Conditions page. Pictures are a representation of product categories and may not illustrate the exact skus listed. Product information is subject to change without notice. Consult factory representative for additional information and inventory details. Visit www.cooperlighting.com for more product information.

CATALOG NUMBER	DESCRIPTION	UPC CODE	WEIGHT	CASE QTY	PALLET QTY					
					IL	CA	NJ	TX	GA	
4" Trims										
4LBM0LI	4" LED MEDIUM BEAM REFLECTOR, POLYMER TRIM RING, SPECULAR CLEAR FINISH	080083769018	0.763	6	240	•				•
4LBM1H	4" LED MEDIUM BEAM REFLECTOR, SELF FLANGED, HAZE FINISH	080083769056	0.763	6	240	•				•
4LBM2H	4" LED MEDIUM BEAM REFLECTOR, SELF FLANGED PAINTED WHITE, HAZE FINISH	080083769094	0.763	6	240	•	•			•
4LBM1LI	4" LED MEDIUM BEAM REFLECTOR, SELF FLANGED, SPECULAR CLEAR FINISH	080083769254	0.763	6	240	•				•
4LBM2LI	4" LED MEDIUM BEAM REFLECTOR, SELF FLANGED PAINTED WHITE, SPECULAR CLEAR FINISH	080083769032	0.763	6	240	•	•			•
4LBW0H	4" LED WIDE BEAM REFLECTOR, POLYMER TRIM RING, HAZE FINISH	080083769476	0.763	6	240	•				•
4LBW0LI	4" LED WIDE BEAM REFLECTOR, POLYMER TRIM RING, SPECULAR CLEAR FINISH	080083769155	0.23	6	240					•
4LBW1H	4" LED WIDE BEAM REFLECTOR, SELF FLANGED, HAZE FINISH	080083769193	0.763	6	240	•	•			•
4LBW1LI	4" LED WIDE BEAM REFLECTOR, SELF FLANGED, SPECULAR CLEAR FINISH	080083769391	0.763	6	240	•	•			•
4LBW2LI	4" LED WIDE BEAM REFLECTOR, SELF FLANGED PAINTED WHITE, SPECULAR CLEAR FINISH	080083769179	0.763	6	240					•
4LBSW1H	4" LED SINGLE WALL WASH REFLECTOR, SELF FLANGED, HAZE FINISH	080083769230	0.763	6	240					•
4LBSW1LI	4" LED SINGLE WALL WASH REFLECTOR, SELF FLANGED, SPECULAR CLEAR FINISH	080083768257	0.763	6	300					•
PRR4	4-INCH ROUND RIMLESS PLASTER RING	080083781263	1	180	2160					•
4LBCS1MMS	4" LED SHALLOW DIE CAST REFLECTOR, SELF FLANGED, MATTE METALLIC SILVER FINISH	080083820788	0.763	6	360					•

CATALOG NUMBER	DESCRIPTION	UPC CODE	WEIGHT	CASE QTY	PALLET QTY	IL	CA	NJ	TX	GA
6" Downlight										
 LDA6A30930D010TE	6" ADJUSTABLE/SLOPE LED HOUSING, 3000 LUMENS, 3000K, 90CRI TRAILING EDGE OR 0-10V DRIVER	080083753611	12.5	1	16					★
LDA6A30935D010TE	6" ADJUSTABLE/SLOPE LED HOUSING, 3000 LUMENS, 3500K, 90CRI TRAILING EDGE OR 0-10V DRIVER	080083753598	12.5	1	16					★
LD6B10D010	6" 1000 LUMEN LED HOUSING, 120-277V, 0-10V 1 PERCENT DRIVER	080083788040	5.667	6	144	●	●	●	●	★
LD6B10D010EM14	6" 1000 LUMEN LED HOUSING, 120-277V, 0-10V 1 PERCENT DRIVER WITH 14W EMERGENCY BATTERY PACK	080083787906	3.148	1	45					★
LD6B10D010EM7	6" 1000 LUMEN LED HOUSING, 120-277V, 0-10V 1 PERCENT DRIVER WITH 7W EMERGENCY BATTERY PACK	080083787890	3.148	1	45					★
LD6B10D010TR	6" 1000 LUMEN LED HOUSING, LEADING EDGE OR 0-10V DRIVER	080083788033	3.467	6	144	●				★
LD6B10DL3	6" 1000 LUMEN LED HOUSING,LUTRON 3 WIRE DRIVER	080083788026	5.667	1	45					★
LD6B15D010	6" 1500 LUMEN LED HOUSING, 120-277V, 0-10V 1 PERCENT DRIVER	080083788019	1.43	6	108	●	●	●	●	★
LD6B15D010EM14	6" 1500 LUMEN LED HOUSING, 120-277V, 0-10V 1 PERCENT DRIVER WITH 14W EMERGENCY BATTERY PACK	080083787883	3.148	1	12		●			★
LD6B15D010EM7	6" 1500 LUMEN LED HOUSING, 120-277V, 0-10V 1 PERCENT DRIVER WITH 7W EMERGENCY BATTERY PACK	080083787876	3.148	1	45					★
LD6B15D010TR	6" 1500 LUMEN LED HOUSING, LEADING EDGE OR 0-10V DRIVER	080083788002	3.5	6	144					★
LD6B15DLE	6" 1500 LUMEN LED HOUSING, LUTRON ECOSYSTEM DRIVER	080083787999	5.667	1	45					★
LD6B20D010	6" 2000 LUMEN LED HOUSING, 120-277V, 0-10V 1 PERCENT DRIVER	080083787982	3	6	108	●	●	●	●	★
LD6B20D010TR	6" 2000 LUMEN LED HOUSING, LEADING EDGE OR 0-10V DRIVER	080083787975	3.466	6	108		●			★
LD6B20DLE	6" 2000 LUMEN LED HOUSING, LUTRON ECOSYSTEM DRIVER	080083787968	4.25	1	45					★
LD6B30D010	6" 3000 LUMEN LED HOUSING, 120-277V, 0-10V 1 PERCENT DRIVER	080083787951	3.43	6	144	●	●	●	●	★
LD6B30DE010	6" 3000 LUMEN LED HOUSING, 120-277V, 0-10V 0-100 PERCENT DRIVER	080083787838	5.667	1	45					★
LD6B30DLE	6" 3000 LUMEN LED HOUSING, LUTRON ECOSYSTEM DRIVER	080083787944	4.25	1	45					★
LD6B60D010TE	6" 6000 LUMEN LED HOUSING, TRAILING EDGE OR 0-10V DRIVER	080083787821	5.667	1	45					★
LD6BCP10D010	6" 1000 LUMEN, CHICAGO PLENUM, LED HOUSING, 120-277V, 0-10V 1 PCT DRIVER	080083787937	4.25	1	45	●				★
LD6B20DL3	6" 2000 LUMEN LED HOUSING,LUTRON 3 WIRE DRIVER	080083787845	5.667	1	45					★
LD6BCP15D010	6" 1500 LUMEN, CHICAGO PLENUM, LED HOUSING, 120-277V, 0-10V 1 PCT DRIVER	080083787920	3.148	1	45	●				★
LD6BCP20D010	6" 2000 LUMEN, CHICAGO PLENUM, LED HOUSING, 120-277V, 0-10V 1 PCT DRIVER	080083787913	3.148	1	45	●				★
6" Power Modules										
EU6B10208035	6-INCH LED MODULE 1000, 1500 OR 2000 LUMEN, 80CRI, 3500 CCT	080083788262	1.28	6	480	●	●	●	●	
EU6B10208027	6-INCH LED MODULE 1000, 1500 OR 2000 LUMEN, 80CRI, 2700 CCT	080083788286	1.28	6	480					●
EU6B10208040	6-INCH LED MODULE 1000, 1500 OR 2000 LUMEN, 80CRI, 4000 CCT	080083788255	1.28	6	480	●				●
EU6B10209035	6-INCH LED MODULE 1000, 1500 OR 2000 LUMEN, 90CRI, 3500 CCT	080083788248	1.28	6	480					●
EU6B30508030	6-INCH LED MODULE 3000, 4000 OR 5000 LUMEN, 80CRI, 3000 CCT	080083788231	1.28	6	480					●
EU6B30508040	6-INCH LED MODULE 3000, 4000 OR 5000 LUMEN, 80CRI, 4000 CCT	080083788224	1.28	1	560					●
EU6B30508035	6-INCH LED MODULE 3000, 4000 OR 5000 LUMEN, 80CRI, 3500 CCT	080083810765	1.28	6	480					●
6" Square Downlight										
 LDSQ6B10D010	6" SQUARE 1000 LUMEN LED HOUSING, 120-277V, 0-10V 1 PCT DRIVER	080083787760	4.267	6	108					★
LDSQ6B15D010	6" SQUARE 1500 LUMEN LED HOUSING, 120-277V, 0-10V 1 PCT DRIVER	080083787753	5.55	6	72	●				★
LDSQ6B15D010TR	6" SQUARE 1500 LUMEN LED HOUSING, 120-277V, 0-10V 1% DRIVER	080083810871	5.55	6	72					★


★ Indicates ARRA Eligible Product (E) Indicates EISA Compliant Pulse Start Products  Indicates MarketPro Product

Please reference the Cooper Lighting Stock Guide Terms and Conditions page. Pictures are a representation of product categories and may not illustrate the exact skus listed. Product information is subject to change without notice. Consult factory representative for additional information and inventory details. Visit www.cooperlighting.com for more product information.

CATALOG NUMBER	DESCRIPTION	UPC CODE	WEIGHT	CASE		PALLET				
				QTY	QTY	IL	CA	NJ	TX	GA
6" Square Trims										
6LBSQ0LI	SQUARE 6" LED DOWNLIGHT REFLECTOR, POLYMER TRIM RING, SPECULAR CLEAR FINISH	080083770267	0.763	6	144					•
6LBSQ1LI	SQUARE 6" LED DOWNLIGHT REFLECTOR, SELF FLANGED, SPECULAR CLEAR FINISH	080083770281	0.763	6	144					•
6LBSQ0H	SQUARE 6" LED DOWNLIGHT REFLECTOR, POLYMER TRIM RING, HAZE FINISH	080083810895	0.763	6	108					•
6LBSQ0MW	SQUARE 6" LED DOWNLIGHT REFLECTOR, POLYMER TRIM RING, MATTE WHITE FINISH	080083811021	0.763	6	108					•
6LBSQ1H	SQUARE 6" LED DOWNLIGHT REFLECTOR, SELF FLANGED, HAZE FINISH	080083810888	0.85	6	108		•			•
6LBSQ1MW	SQUARE 6" LED DOWNLIGHT REFLECTOR, SELF FLANGED, MATTE WHITE FINISH	080083811069	0.763	6	108					•
6LBSQ2H	SQUARE 6" LED DOWNLIGHT REFLECTOR, SELF FLANGED PAINTED WHITE, HAZE FINISH	080083811007	0.763	6	108					•
6LBSQ2LI	SQUARE 6" LED DOWNLIGHT REFLECTOR, SELF FLANGED PAINTED WHITE, SPECULAR CLEAR FINISH	080083810925	0.763	6	144					•
6LBSQLWW0H	6" SQUARE LED LENSED WALL WASH REFLECTOR, POLYMER TRIM RING, HAZE FINISH	080083810918	0.763	6	180					•
6LBSQLWW0LI	6" SQUARE LED LENSED WALL WASH REFLECTOR, POLYMER TRIM RING, SPECULAR CLEAR FINISH	080083811014	0.763	6	180					•
6LBSQLWW1H	6" SQUARE LED LENSED WALL WASH REFLECTOR, SELF FLANGED, HAZE FINISH	080083811083	0.763	6	144					•
6LBSQLWW1LI	6" SQUARE LED LENSED WALL WASH REFLECTOR, SELF FLANGED, SPECULAR CLEAR FINISH	080083810956	0.763	6	108					•
6LBSQLWW2H	6" SQUARE LED LENSED WALL WASH REFLECTOR, SELF FLANGED PAINTED WHITE, HAZE FINISH	080083811038	0.763	6	144					•
6LBSQLWW2LI	6" SQUARE LED LENSED WALL WASH REFLECTOR, SELF FLANGED PAINTED WHITE, SPECULAR CLEAR FINISH	080083811106	0.763	6	108					•
PRSQ6	6-INCH SQUARE RIMLESS PLASTER RING	080083781294		1	180	2160				•
4? Square Trim Wall Wash										
4LBSQLWW0H	4" SQUARE LED LENSED WALL WASH REFLECTOR, POLYMER TRIM RING, HAZE FINISH	080083770021	0.763	6	144					•
4LBSQLWW0LI	4" SQUARE LED LENSED WALL WASH REFLECTOR, POLYMER TRIM RING, SPECULAR CLEAR FINISH	080083811090	0.763	6	144					•
4LBSQLWW1LI	4" SQUARE LED LENSED WALL WASH REFLECTOR, SELF FLANGED, SPECULAR CLEAR FINISH	080083810994	0.763	6	240					•
4LBSQLWW1MW	4" SQUARE LED LENSED WALL WASH REFLECTOR, SELF FLANGED, MATTE WHITE	080083811045	0.763	6	180					•
4LBSQLWW1WMH	4" SQUARE LED LENSED WALL WASH REFLECTOR, SELF FLANGED, WARM HAZE FINISH	080083810987	0.763	6	180					•


★ Indicates ARRA Eligible Product Ⓢ Indicates EISA Compliant Pulse Start Products  Indicates MarketPro Product

Please reference the Cooper Lighting Stock Guide Terms and Conditions page. Pictures are a representation of product categories and may not illustrate the exact skus listed. Product information is subject to change without notice. Consult factory representative for additional information and inventory details. Visit www.cooperlighting.com for more product information.


CATALOG NUMBER	DESCRIPTION	UPC CODE	WEIGHT	CASE QTY	PALLET QTY	REGIONAL AVAILABILITY					
						IL	CA	NJ	TX	GA	
6" Trims											
6LBM0H	6" LED MEDIUM BEAM REFLECTOR, POLYMER TRIM RING, HAZE FINISH	080083769117	0.763	6	144	•	•			•	
6LBM0LI	6" LED MEDIUM BEAM REFLECTOR, POLYMER TRIM RING, SPECULAR CLEAR FINISH	080083769292	0.763	6	144	•	•			•	
6LBM1H	6" LED MEDIUM BEAM REFLECTOR, SELF FLANGED, HAZE FINISH	080083769353	0.763	6	144	•	•			•	
6LBM1LI	6" LED MEDIUM BEAM REFLECTOR, SELF FLANGED, SPECULAR CLEAR FINISH	080083769278	0.763	6	144	•	•			•	
6LBM2H	6" LED MEDIUM BEAM REFLECTOR, HAZE FINISH, SELF FLANGED PAINTED WHITE	080083769377	0.763	6	144	•				•	
6LBM2LI	6" LED MEDIUM BEAM REFLECTOR, SPECULAR CLEAR FINISH, SELF FLANGED PAINTED WHITE	080083769315	0.763	6	144	•	•			•	
6LBN0LI	6" LED NARROW BEAM REFLECTOR, POLYMER TRIM RING, SPECULAR CLEAR FINISH	080083769339	0.763	6	180					•	
6LBSW2LI	6" LED SINGLE WALL WASH REFLECTOR, SELF FLANGED PAINTED WHITE, SPECULAR CLEAR FINISH	080083769575	0.763	6	144					•	
6LBW0H	6" LED WIDE BEAM REFLECTOR, POLYMER TRIM RING, HAZE FINISH	080083769513	0.763	6	180	•	•			•	
6LBW0LI	6" LED WIDE BEAM REFLECTOR, POLYMER TRIM RING, SPECULAR CLEAR FINISH	080083769438	0.763	6	180	•	•			•	
6LBW1H	6" LED WIDE BEAM REFLECTOR, SELF FLANGED, HAZE FINISH	080083769216	0.763	6	180	•	•			•	
6LBW1LI	6" LED WIDE BEAM REFLECTOR, SELF FLANGED, SPECULAR CLEAR FINISH	080083769414	0.763	6	180	•	•			•	
6LBW2H	6" LED WIDE BEAM REFLECTOR, HAZE FINISH, SELF FLANGED PAINTED WHITE	080083769537	0.763	6	180	•				•	
6LBW2LI	6" LED WIDE BEAM REFLECTOR, SELF FLANGED PAINTED WHITE, SPECULAR CLEAR FINISH	080083769452	0.763	6	180	•				•	
6LBM1LIE	6" LED MEDIUM BEAM REFLECTOR, SELF FLANGED, SPECULAR CLEAR FINISH, FOR IEM	080083769599	0.763	6	180					•	
6LBSW1H	6" LED SINGLE WALL WASH REFLECTOR, SELF FLANGED, HAZE FINISH	080083768974	0.763	6	144					•	
6LBSW1LI	6" LED SINGLE WALL WASH REFLECTOR, SELF FLANGED, SPECULAR CLEAR FINISH	080083769551	0.763	6	180		•			•	
6LBSW2H	6" LED SINGLE WALL WASH REFLECTOR, SELF FLANGED PAINTED WHITE, HAZE FINISH	080083768998	0.763	6	144					•	
PRR6	6-INCH ROUND RIMLESS PLASTER RING	080083781270	1	180	2160					•	
8" Downlight											
	LD8ART301D010TE	8" RETROFIT LED HOUSING, 3000 LUMENS, TRAILING EDGE OR 0-10V DRIVER	080083788477	4.3	2	48				•	
	LD8ART602D010TE	8" RETROFIT LED HOUSING, 6000 LUMENS, TRAILING EDGE OR 0-10V DRIVER	080083788460	4.3	2	48	•				
8" Trims											
8LM0LI	8" LED MEDIUM BEAM REFLECTOR, POLYMER TRIM RING, SPECULAR CLEAR FINISH	080083694808	1.253	1	80	•	•	•	•	•	
8LM1LI	8" LED MEDIUM BEAM REFLECTOR, SELF FLANGED, SPECULAR CLEAR FINISH	080083694815	1.5	1	80	•				•	
8LW0LI	8" LED WIDE BEAM REFLECTOR, POLYMER TRIM RING, SPECULAR CLEAR FINISH	080083694839	1.2	1	80	•			•	•	
8LW1LI	8" LED WIDE BEAM REFLECTOR, SELF FLANGED, SPECULAR CLEAR FINISH	080083694846	1.2	1	80					•	
8" Power Modules											
ER8A50830	LED MODULE 8" 5000 LUMEN 80CRI 3000K	080083696307	3	6	144					• ★	
ER8A50835	LED MODULE 8" 5000 LUMEN 80CRI 3500K	080083696314	2.722	6	144			•		• ★	
ER8A50840	LED MODULE 8" 5000 LUMEN 80CRI 4000K	080083696321	1.741	6	144					• ★	
ER8A50935	LED MODULE 8" 5000 LUMEN 90CRI 3500K	080083696345	3	6	144					• ★	

★ Indicates ARRA Eligible Product ⓔ Indicates EISA Compliant Pulse Start Products  Indicates MarketPro Product

Please reference the Cooper Lighting Stock Guide Terms and Conditions page. Pictures are a representation of product categories and may not illustrate the exact skus listed. Product information is subject to change without notice. Consult factory representative for additional information and inventory details. Visit www.cooperlighting.com for more product information.


CATALOG NUMBER	DESCRIPTION	UPC CODE	WEIGHT	CASE QTY	PALLET QTY	IL	CA	NJ	TX	GA	
Adjustable Trims and Accessories											
 4LA1LI	4" ADJUSTABLE CUT REFLECTOR SPECULAR CLEAR FINISH	080083753727	0.8	4	504					•	★
4LFC1LI	4" DOWNLIGHT REFLECTOR SPECULAR CLEAR FINISH	080083765300	0.9	4	504					•	★
4LLWW1LI	4" LENSED WALL WASH REFLECTOR SPECULAR CLEAR FINISH	080083753710	0.9	4	504					•	★
6LA1LI	6" ADJUSTABLE CUT REFLECTOR SPECULAR CLEAR FINISH	080083753703	0.9	1	360					•	★
6LFC1LI	6" DOWNLIGHT REFLECTOR SPECULAR CLEAR FINISH	080083753680	0.9	1	360					•	★
6LLWW1LI	6" LENSED WALL WASH REFLECTOR SPECULAR CLEAR FINISH	080083753697	0.9	1	360					•	★
LAR15SP	BEAM FORMING SPOT REFLECTOR 15" FOR 4" ADJUSTABLE	080083736362	0.2	12	768					•	★
LAR25NF	BEAM FORMING NARROW FLOOD REFLECTOR 25" FOR 4" ADJUSTABLE	080083736386	0.2	12	768					•	★
LAR35FL	BEAM FORMING FLOOD REFLECTOR 35" FOR ADJUSTABLE	080083736409	0.2	12	960		•				★
LARH20SP	BEAM FORMING SPOT REFLECTOR 20" FOR 4" ADJUSTABLE	080083745388	0.2	12	768					•	
LARH30NF	BEAM FORMING NARROW FLOOD REFLECTOR 30" FOR 6" ADJUSTABLE	080083745401	0.2	12	768					•	
LARH40FL	BEAM FORMING FLOOD REFLECTOR 40" FOR 6" ADJUSTABLE	080083745364	0.2	12	768					•	
LARL15SP	BEAM FORMING SPOT REFLECTOR 15" FOR 6" ADJUSTABLE	080083736423	0.2	12	576						★
LARL20NF	BEAM FORMING NARROW FLOOD REFLECTOR 20" FOR 6" ADJUSTABLE	080083736447	0.2	12	768					•	★

Surface Mount

Cylinders											
 AC120MB	AIRCRAFT CABLE FOR CYLINDERS 120" BLACK CANOPY	080083753758	1.53	1	216					•	
AC48P	AIRCRAFT CABLE FOR CYLINDERS 48" WHITE CANOPY	080083753802	1.53	1	216					•	
P836MB	PENDANT KIT FOR CYLINDERS 36" BLACK	080083753635	2.8	1	42		•			•	
LSR6B20D010P	6" ROUND WHITE 2000 LUMEN CYLINDER, 120-277V, 0-10V 1 PCT DRIVER	080083787548	4.4	1	32					•	
LSR6B20D010MB	6" ROUND MATTE BLACK 2000 LUMEN CYLINDER, 120-277V, 0-10V 1 PCT DRIVER	080083787555	4.4	1	32					•	
LSR6B15D010MB	6" ROUND MATTE BLACK 1500 LUMEN CYLINDER, 120-277V, 0-10V 1 PCT DRIVER	080083787579	4.4	1	32					•	
LSR6B15D010P	6" ROUND WHITE 1500 LUMEN CYLINDER, 120-277V, 0-10V 1 PCT DRIVER	080083787562	4.4	1	32					•	

CFL


Recessed



4" Vertical Downlight											
 C4026E	VERTICAL 4" 26W CFL HOUSING, 120-277V ELECTRONIC BALLAST	080083558643	3.408	1	80	•	•	•	•	•	★

4" Trims

4050LI	VERTICAL 4" CFL WIDE BEAM REFLECTOR, POLYMER TRIM, SPECULAR CLEAR FINISH	662400313366	0.527	1	216		•	•			★
--------	--------------------------------------------------------------------------	--------------	-------	---	-----	--	---	---	--	--	---




6" Lens Wall Wash

 CLWW6132E	6" LENSED WALL WASH 26/32W, 120-277V ELECTRONIC BALLAST	080083722662	6	1	54	•		•		•	★
----------------------------------------------------------------------------------------------	---------------------------------------------------------	--------------	---	---	----	---	--	---	--	---	---

CATALOG NUMBER	DESCRIPTION	UPC CODE	WEIGHT	CASE QTY	PALLET QTY						
					IL	CA	NJ	TX	GA		
6" Vertical Downlight											
 CD6018E	VERTICAL 6" 18W CFL HOUSING, 120-277V ELECTRONIC BALLAST	080083660896	2.324	1	80					•	★
CD6042D26/32	VERTICAL 6" 26/32W CFL HOUSING, LUTRON DIMMING	080083660902	2.986	1	80					•	★
CD6042E	VERTICAL 6" 26/32/42W CFL HOUSING, 120-277V ELECTRONIC BALLAST	080083660919	4.69	1	45	•	•	•	•	•	★
CD6042ECP	VERTICAL 6" 26/32/42W CHICAGO PLENUM CFL HOUSING, 120-277V ELECTRONIC BALLAST	080083660926	5.3	1	80	•					★
CD6042EEM	VERTICAL 6" 26/32/42W CFL HOUSING WITH EMERGENCY MODULE, 120-277V ELECTRONIC BALLAST,	080083660933	4.55	1	80		•	•	•	•	★
CD6042EIEM	VERTICAL 6" 26/32/42W CFL HOUSING WITH INTEGRAL EMERGENCY MODULE, 120-277V ELECTRONIC BALLAST,	080083660940	2.511	1	80					•	★
CD6042D42MARKVII	VERTICAL 6" 42W MARKVII BALLAST	080083695188	2	1	60		•				★
CD6042EDR32	VERTICAL 6" 32W DERATED HOUSING	080083695195	4.6	1	80		•		•		★
CD60422DMARKX	VERTICAL 6" 26/32/42W MARKX BALLAST 277V	080083695218	4.3	1	80					•	★
6" Horizontal Downlight											
 CD6126E	HORIZONTAL 6" 26W CFL HOUSING, 120-277V ELECTRONIC BALLAST	080083660957	4.7	1	80	•		•		•	★
CD6142E	HORIZONTAL 6" 26/32/42W CFL HOUSING, 120-277V ELECTRONIC BALLAST	080083660971	4.056	1	45	•	•	•	•	•	★
CD6142ECP	HORIZONTAL 6" 26/32/42W CHICAGO PLENUM CFL HOUSING, 120-277V ELECTRONIC BALLAST	080083660988	5.2	1	63	•					★
CD61423E	HORIZONTAL 6" 26/32/42W CFL HOUSING, 347V ELECTRONIC BALLAST	080083661039	4.6	1	54					•	★
CD6213E	HORIZONTAL 6" 2-13W CFL HOUSING, 120-277V ELECTRONIC BALLAST	080083660995	4.5	1	63					•	★
CD6226E	HORIZONTAL 6" 2-26W CFL HOUSING, 120-277V ELECTRONIC BALLAST	080083661015	3.181	1	45		•			•	★
CD6126D	HORIZONTAL 6" 26W LUTRON BALLAST	080083722761	9.17	1	80						★
CD6142EDR32	HORIZONTAL 6" 32W DERATED HOUSING	080083722679	4.75	1	63					•	★
CD6142EEM	HORIZONTAL 6" 23/32/42W HOUSING WITH EMERGENCY BACKUP	080083722693	11.1	1	30			•		•	★
CD6142EIEM	HORIZONTAL 6" 23/32/42W HOUSING WITH INTEGRAL EMERGENCY BACKUP	080083722686	11.1	1	30					•	★
6" SQ Trims											
6CSQ1LI	REFLECTOR 6" COMPACT FLUORESCENT SQUARE SELF FLANGED SPECULAR CLEAR FINISH	080083610051	1.43	1	96					•	★
6CSQ1LIWF	REFLECTOR 6" COMPACT FLUORESCENT SQUARE SELF FLANGED PAINTED WHITE SPECULAR CLEAR FINISH	080083765362	0.85	1	96					•	★

★ Indicates ARRA Eligible Product **E** Indicates EISA Compliant Pulse Start Products **M** Indicates MarketPro Product

Please reference the Cooper Lighting Stock Guide Terms and Conditions page. Pictures are a representation of product categories and may not illustrate the exact skus listed. Product information is subject to change without notice. Consult factory representative for additional information and inventory details. Visit www.cooperlighting.com for more product information.

CATALOG NUMBER	DESCRIPTION	UPC CODE	WEIGHT	CASE QTY	PALLET QTY					
					IL	CA	NJ	TX	GA	
6" Trims										
6CV142M0LI	VERTICAL 6" CFL MEDIUM BEAM REFLECTOR, POLYMER TRIM RING, SPECULAR CLEAR FINISH	080083660773	0.639	1	100	•	•	•	•	★
6CV142M1H	VERTICAL 6" CFL MEDIUM BEAM REFLECTOR, SELF FLANGED, HAZE FINISH	080083660780	0.833	1	100	•	•			★
6CV142M1LI	VERTICAL 6" CFL MEDIUM BEAM REFLECTOR, SELF FLANGED, SPECULAR CLEAR FINISH	080083660797	0.761	1	100		•	•	•	★
6CV142M1LIWF	VERTICAL 6" CFL MEDIUM BEAM REFLECTOR, SELF FLANGED PAINTED WHITE, SPECULAR CLEAR FINISH	080083660803	0.939	1	100			•	•	★
6CWWV1420LI	VERTICAL 6" CFL WALL WASH REFLECTOR, POLYMER TRIM RING, SPECULAR CLEAR FINISH	080083660810	0.868	1	100		•			
6CWWV1421LI	VERTICAL 6" CFL WALL WASH REFLECTOR, SELF FLANGED, SPECULAR CLEAR FINISH	080083660827	0.511	1	100		•			★
6CV142W1H	VERTICAL 6" CFL WIDE BEAM REFLECTOR, SELF FLANGED, HAZE FINISH	080083660834	0.653	1	100		•			★
6CLV142M1LI1	VERTICAL 6" CFL ACRYLIC PRISMATIC MEDIUM BEAM LENS REFLECTOR, SELF FLANGED, SPECULAR CLEAR FINISH	080083660841	0.8	1	100					★
6CLH1421LI1	HORIZONTAL 6" CFL PRISMATIC LENSED REFLECTOR, SELF FLANGED TRIM, SPECULAR CLEAR FINISH	080083660865	1.219	1	100	•		•		★
6CV142W0LI	VERTICAL 6" CFL WIDE BEAM REFLECTOR, POLYMER TRIM RING, SPECULAR CLEAR FINISH	080083660872	0.531	1	100	•	•		•	★
6CV142W1LI	VERTICAL 6" CFL WIDE BEAM REFLECTOR, SELF FLANGED, SPECULAR CLEAR FINISH	080083660889	1.031	1	100	•	•		•	★
6CH1420LI	HORIZONTAL 6" CFL REFLECTOR, POLYMER TRIM RING, SPECULAR CLEAR FINISH, 1 LAMP	080083661046	1.188	1	100		•	•		★
6CH1421H	HORIZONTAL 6" CFL REFLECTOR, SELF FLANGED, HAZE FINISH	080083661053	0.815	1	100	•	•		•	★
6CH1421LI	HORIZONTAL 6" CFL REFLECTOR, SELF FLANGED, SPECULAR CLEAR FINISH	080083661060	0.679	1	100	•	•	•	•	★
6CH2260LI	HORIZONTAL 6" CFL REFLECTOR, POLYMER TRIM RING, SPECULAR CLEAR FINISH, 2 LAMP	080083661077	0.748	1	100	•		•		★
6CH2261LI	HORIZONTAL 6" CFL REFLECTOR, SELF FLANGED, SPECULAR CLEAR FINISH, 2 LAMP	080083661091	1.1	1	100	•	•	•		★
6CH1421HWF	HORIZONTAL 6" CFL REFLECTOR, SELF FLANGED PAINTED WHITE, HAZE FINISH	080083661107	1.1	1	100			•		★
6CH1421LIWF	HORIZONTAL 6" CFL REFLECTOR, SELF FLANGED PAINTED WHITE, SPECULAR CLEAR FINISH	080083661114	1.1	1	100	•	•		•	★
6CV142W1LIWF	VERTICAL 6" CFL WIDE BEAM REFLECTOR, SELF FLANGED PAINTED WHITE, SPECULAR CLEAR FINISH	080083722730	1.2	1	100		•		•	★
6CV142M1HWF	VERTICAL 6" CFL MEDIUM BEAM REFLECTOR, SELF FLANGED PAINTED WHITE, HAZE FINISH	080083722747	1.2	1	100				•	★
7" Vertical Downlight										
 C7042E	VERTICAL 7" 26/32/42W CFL HOUSING, 120-277V ELECTRONIC BALLAST	662400616023	4.402	1	36		•		•	★
7" Horizontal Downlight										
 C7226E	HORIZONTAL 7" 2-26W CFL HOUSING, 120-277V ELECTRONIC BALLAST	662400005209	3.129	1	54			•		★
7" Horizontal Downlight - C7142, C7242										
 C7142E	HORIZONTAL 7" 26/32/42W CFL HOUSING, 120-277V ELECTRONIC BALLAST	662400616054	3.366	1	36		•		•	★
7" Trims										
7150LI	HORIZONTAL 7" CFL DOWNLIGHT REFLECTOR, POLYMER TRIM, SPECULAR CLEAR FINISH	662400313946	1.154	1	100				•	★
7151LI	HORIZONTAL 7" CFL DOWNLIGHT REFLECTOR, SELF FLANGED, SPECULAR CLEAR FINISH	662400313977	0.846	1	100	•				★
8" Trims										
8351LI	HORIZONTAL 8" CFL DOWNLIGHT REFLECTOR, SELF FLANGED, SPECULAR CLEAR FINISH	623961545566	1.268	1	80			•		★

★ Indicates ARRA Eligible Product ⓔ Indicates EISA Compliant Pulse Start Products  Indicates MarketPro Product

Please reference the Cooper Lighting Stock Guide Terms and Conditions page. Pictures are a representation of product categories and may not illustrate the exact skus listed. Product information is subject to change without notice. Consult factory representative for additional information and inventory details. Visit www.cooperlighting.com for more product information.

CATALOG NUMBER	DESCRIPTION	UPC CODE	WEIGHT	CASE		PALLET				
				QTY	QTY	IL	CA	NJ	TX	GA

CFL Accessories

Accessories

C836P	PENDANT KIT, CFL, 36", WHITE	662400602187	3.618	4	300						•	★
-------	------------------------------	--------------	-------	---	-----	--	--	--	--	--	---	---

Incandescent

Recessed



3" Adjustable

HA3MR	ADJUSTABLE 3.5" LOW VOLTAGE MR16 HOUSING	662400648857	9.9	2	72		•	•			•	★
HA3MRDR37	ADJUSTABLE 3.5" LOW VOLTAGE MR16 HOUSING, 37W DERATED LABEL	622696245604	9.475	2	72		•					★
HA3MRDR50	ADJUSTABLE 3.5" LOW VOLTAGE MR16 HOUSING, 50W DERATED LABEL	622696245598	9.225	2	72		•					★



6" Downlight

HD6	VERTICAL 6" INCANDESCENT HOUSING	662400619024	4.05	1	72		•	•	•	•	•	★
-----	----------------------------------	--------------	------	---	----	--	---	---	---	---	---	---

Incandescent Accessories

Accessories

H836P	PENDANT KIT, 36", INCANDESCENT, WHITE	662400133681	1.879	1	50						•	★
-------	---------------------------------------	--------------	-------	---	----	--	--	--	--	--	---	---

CFL, HID, and Incandescent Accessories

CFL, HID, and Incandescent Accessories

Accessories

HB26	BAR HANGER, C-CHANNEL 26" LONG	662400136187	1.3	20	640	•	•	•	•	•		
RMB22	22" LONG WOOD JOIST MOUNTING BARS	662401000821	1.141	4	756		•				•	★
TRMC6P	6-3/8" WHITE METAL TRIM RING	080083692866	0.1	1	175		•			•	•	

★ Indicates ARRA Eligible Product Ⓢ Indicates EISA Compliant Pulse Start Products  Indicates MarketPro Product

Please reference the Cooper Lighting Stock Guide Terms and Conditions page. Pictures are a representation of product categories and may not illustrate the exact skus listed. Product information is subject to change without notice. Consult factory representative for additional information and inventory details. Visit www.cooperlighting.com for more product information.










CATALOG
NUMBER


DESCRIPTION

UPC CODE WEIGHT CASE QTY PALLET QTY IL CA NJ TX GA










Iris

Iris Platform

		3" IC Rated LED										
	P3LED09827E	3" IC LED HOUSING, 900LM, 80CRI, 2700K	080083729647	13.85	1	20						•
	P3LED09830E	3" IC LED HOUSING, 900LM, 80CRI, 3000K	080083694662	14.2	1	20						•
	P3LED09927E	3" IC LED HOUSING, 900LM, 90CRI, 2700K	080083729654	14.1	1	20	•					•
	P3LED09930E	3" IC LED HOUSING, 900LM, 90CRI, 2300K	080083729760	14	1	12	•					•
		3" Non-IC LED										
	PN3LED12830E	3" NON-IC LED HOUSING, 1200LM, 80CRI, 3000K	080083729777	15.4	1	16						
		3" IC Rated Low Voltage										
	P3MR	3" IC RATED LOW VOLTAGE HOUSING	662400609674	10.35	1	48	•	•	•	•	•	•
		3" Non-IC Low Voltage										
	PN3MR	3" NON-IC LOW VOLTAGE HOUSING	662400609667	5.794	1	126	•	•	•	•	•	•
		3" Non-IC Low Voltage Remodel										
	RPN3MR	3" NON-IC LOW VOLTAGE REMODEL HOUSING 50W	623961149153	4.685	1	140	•	•	•	•	•	
		4" Square IC Rated										
	P408ICAT	4" IC RATED MODULAR HOUSING	623961387203	6.475	2	40		•				•
	P4MRICAT	4" SQUARE IC MR16 HOUSING	623961542787	8.9	2	40						•
		4" Square Non-IC										
	P406TAT	4" SQUARE NON-IC MODULAR HOUSING	623961082795	8.9	2	48		•	•	•	•	
	P4MRTAT	4" SQUARE NON-IC MR16 HOUSING	623961542770	8.9	2	64						•
		5" IC Rated										
	P5	5" IC RATED MODULAR HOUSING	662400611356	5.585	1	48	•	•	•	•	•	
		5" Non-IC										
	PN5	5" NON-IC MODULAR HOUSING	622697326531	3.943	1	75						•










★ Indicates ARRA Eligible Product Ⓢ Indicates EISA Compliant Pulse Start Products  Indicates MarketPro Product

Please reference the Cooper Lighting Stock Guide Terms and Conditions page. Pictures are a representation of product categories and may not illustrate the exact skus listed. Product information is subject to change without notice. Consult factory representative for additional information and inventory details. Visit www.cooperlighting.com for more product information.

CATALOG NUMBER	DESCRIPTION	UPC CODE	WEIGHT	CASE QTY	PALLET QTY	IL	CA	NJ	TX	GA
Iris Power Modules										
	4" Square MR16 Low Voltage - MA4MR MA4MR 4" SQUARE ADJUSTABLE MR16 LOW VOLTAGE MODULE	623961379352	5.35	12	144	•	•	•	•	•
	4" Square MR16 Low Voltage - MV4MR MV4MR 4" SQUARE VERTICAL MR16 LOW VOLTAGE MODULE	623961677809	1.2	1	400	•	•	•	•	★
	5" and 7" Line Voltage Downlight M120 5" AND 7" LINE VOLTAGE A AND PAR LAMP DOWNLIGHT MODULE	662400615415	0.34	12	1152	•	•	•	•	★
	5" Line Voltage M5P30 5" PAR30 ADJUSTABLE LINE VOLTAGE MODULE	662400615422	1.016	6	288	•	•	•	•	★
Iris Optical Element										
	3" Adjustable Accent E3AAC 3" ADJUSTABLE ACCENT, CLEAR REFLECTOR	662400684831	0.521	6	480	•	•	•	•	•
	E3AAH 3" ADJUSTABLE ACCENT, HAZE REFLECTOR	080083666737	0.501	6	480	•	•	•	•	•
	E3AAMW 3" ADJUSTABLE ACCENT, MATTE WHITE REFLECTOR	080083729579	0.53	6	432	•	•	•	•	•
	E3OVAL 3" OVAL PINHOLE	662400685920	0.5	6	480	•	•	•	•	★
	E3SLOTH 3" ADJUSTABLE ACCENT SLOT, HAZE REFLECTOR	080083729623	0.5	6	480	•	•	•	•	•
	3" Downlight Pinhole E3DNPIN 3" DOWNLIGHT PINHOLE	662400635116	0.814	6	240	•	•	•	•	★
	3" Lensed Wall Wash E3LWWH 3" LENSED WALL WASH, HAZE REFLECTOR	080083729593	0.85	6	432	•	•	•	•	•
	3" Downlight Shower E3SRH 3" DOWNLIGHT SHOWER, HAZE REFLECTOR	662400685470	0.625	6	432	•	•	•	•	★
	3" Lensed Shower Adjustable Accent E3AASRC 3" LENSED SHOWER ADJUSTABLE ACCENT, CLEAR REFLECTOR	080083729586	0.64	6	360	•	•	•	•	•
	3" Lensed Shower Downlight E3SRC 3" LENSED SHOWER DOWNLIGHT, CLEAR REFLECTOR	080083729630	0.61	6	432	•	•	•	•	•



★ Indicates ARRA Eligible Product Ⓢ Indicates EISA Compliant Pulse Start Products  Indicates MarketPro Product

Please reference the Cooper Lighting Stock Guide Terms and Conditions page. Pictures are a representation of product categories and may not illustrate the exact skus listed. Product information is subject to change without notice. Consult factory representative for additional information and inventory details. Visit www.cooperlighting.com for more product information.

CATALOG NUMBER	DESCRIPTION	UPC CODE	WEIGHT	CASE QTY	PALLET QTY	IL	CA	NJ	TX	GA
3" MR16 Downlight										
	E3MRC	3" MR16 DOWNLIGHT, CLEAR REFLECTOR	662400685357	0.557	6	432	•	•	•	•
	E3MRH	3" MR16 DOWNLIGHT, HAZE REFLECTOR	662400685364	0.549	20	800	•	•	•	•
	E3MRMW	3" MR16 DOWNLIGHT, MATTE WHITE REFLECTOR	080083729616	0.4	6	240	•	•	•	•
3" Pinhole										
	E3PIN	3" PINHOLE	662400684183	0.719	6	480	•	•	•	★
	E3PINLARGE	3" PINHOLE LARGE	662400684275	0.6	6	480	•	•	•	★
3" Super Adjustable										
	E3SA	3" SUPER ADJUSTABLE	623961149191	1.389	6	252	•	•	•	★
4" Square Adjustable Accent										
	E4AAH	4" SQUARE ADJUSTABLE ACCENT, HAZE REFLECTOR	623961366369	1	36	288	•	•	•	★
	E4AAHSF	4" SQUARE ADJUSTABLE ACCENT, HAZE REFLECTOR, SELF FLANGED	623961366376	1	36	288	•	•	•	★
4" Square Downlight										
	E4DLH	4" SQUARE DOWNLIGHT, HAZE REFLECTOR, LED	623961366321	1	36	288	•	•	•	★
	E4DLHSF	4" SQUARE DOWNLIGHT, HAZE REFLECTOR, SELF FLANGED	623961366338	1	6	360	•	•	•	★
4" Square Shower Pinhole										
	E4PINSR	4" SQUARE SHOWER PINHOLE, WHITE	623961366468	1	6	420	•	•	•	•
	E4PINSRRL	4" SQUARE SHOWER PINHOLE, WHITE, RIMLESS	080083521746	0.85	36	288	•	•	•	•
5" Adjustable Accent										
	E5AAH	5" ADJUSTABLE ACCENT, HAZE REFLECTOR	662400624271	0.98	6	360	•	•	•	★
5" A Lamp Downlight and Wall Wash										
	E5A19H	5" A LAMP DOWNLIGHT, HAZE REFLECTOR	662400615934	0.681	6	144	•	•	•	★
5" PAR30 Downlight										
	E5P30H	5" PAR30 DOWNLIGHT, HAZE REFLECTOR	662400615996	1.37	6	144	•	•	•	★
	E5P30WB	5" PAR30 DOWNLIGHT, WHITE BAFFLE	662400673149	1.05	6	144	•	•	•	★

★ Indicates ARRA Eligible Product Ⓢ Indicates EISA Compliant Pulse Start Products  Indicates MarketPro Product

Please reference the Cooper Lighting Stock Guide Terms and Conditions page. Pictures are a representation of product categories and may not illustrate the exact skus listed. Product information is subject to change without notice. Consult factory representative for additional information and inventory details. Visit www.cooperlighting.com for more product information.

CATALOG NUMBER	DESCRIPTION	UPC CODE	WEIGHT	CASE QTY	PALLET QTY	IL CA NJ TX GA					
						IL	CA	NJ	TX	GA	
Iris Components & Accessories											
Lenses											
	LHEX	2IN HEX CELL LOUVER	662400614845	0.041	50	6000	•			•	★
	LSPD	2" SPREAD LENS	662400614715	0.114	50	5000				•	★
Mount Collars											
	FMC3	3" FLUSH MOUNT COLLAR	622696870677	0.448	6	600	•	•		•	★
	LC16KIT	RETROFIT LAMP CAPSULE KIT FOR PN3MR	623961078651	0.17	36	432				•	
	RA4X4	4" SQUARE RIMLESS ADAPTER	080083603169	0.938	12	240		•		•	
	RG50FL40	50MM GLASS LED REFLECTOR, 40 DEGREE	080083615261	0.14	10	5400	•	•		•	•
	RG50MH	50MM LED REFLECTOR MEDIA HOLDER	080083617623	0.79	1	1540				•	•
	RG50NFL25	50MM GLASS LED REFLECTOR, 25 DEGREE	080083615278	0.12	10	6240		•		•	
	RG50NSP10	50MM GLASS LED REFLECTOR, 10 DEGREE	080083615285	0.12	10	6240				•	
	RG50SP15	50MM GLASS LED REFLECTOR, 15 DEGREE	080083628742	0.153	1	10				•	

CATALOG NUMBER

DESCRIPTION

UPC CODE WEIGHT CASE QTY PALLET QTY IL CA NJ TX GA

Lumiere

Accent / Flood

Cambria - 203



Low Voltage - 203

203-50MR16-12-BK	50W MR16 SIDE STEM, BLACK	080083694891	1.14	1	720						★
203-50MR16-12-BZ	50W MR16 SIDE STEM, BRONZE	080083694907	0.92	1	400	•	•	•	•	•	★
203-50MR16-12-CS	50W MR16 SIDE STEM, CITY SILVER	080083694914	1.2	1	400		•			•	★
203-50MR16-12-VE	50W MR16 SIDE STEM, VERDE	783363038476	1.2	1	400					•	★
203-50MR16-12-WT	50W MR16 SIDE STEM, WHITE	783363038469	1.2	1	400		•	•		•	★
203-CRS-50MR16-12-BZ	50W MR16 CENTER REAR SWIVEL STEM, BRONZE	080083694921	1.429	1	650	•				•	★

Cambria - 204



Low Voltage - 204

204-75MR16-12-BZ	75W MR16 SIDE STEM, BRONZE	783363039305	0.717	1	1					•	★
------------------	----------------------------	--------------	-------	---	---	--	--	--	--	---	---

Coronado - 806



Line Voltage - 806

806-50PAR20-120-BZ	50W PAR20 SIDE STEM, BRONZE	783363040134	1.65	1	650					•	★
--------------------	-----------------------------	--------------	------	---	-----	--	--	--	--	---	---

Inground

Monaco 3000-BBR



Backbox

3000-BBR	BACKBOX FOR MONACO 3000, 3001, 3002, BLACK	080083760565	6	1	30		•			•	
----------	--------------------------------------------	--------------	---	---	----	--	---	--	--	---	--

Boca - 613



Low Voltage - 613

613-50MR16-12-BK	50W MR16, 4.5" DIAMETER OPEN APERTURE 22 DEGREE TILT 360 DEGREE ROTATE, BLACK	662400742845	3.1	1	486					•	★
613-50MR16-12-NBR	50W MR16, 4.5" DIAMETER OPEN APERTURE 22 DEGREE TILT 360 DEGREE ROTATE, NATURAL BRASS	783363038957	3.787	1	486		•			•	★

Boca - 650



Backbox

650-BB	BACKBOX FOR BOCA 650, BLACK	080083760572	0.325	1	100		•			•	
--------	-----------------------------	--------------	-------	---	-----	--	---	--	--	---	--

Boca - 696



Backbox

600-BB	BACKBOX FOR BOCA 696, BLACK	080083760589	2.5	1	196		•				★
--------	-----------------------------	--------------	-----	---	-----	--	---	--	--	--	---

CATALOG NUMBER	DESCRIPTION	UPC CODE	WEIGHT	CASE QTY	PALLET QTY	IL	CA	NJ	TX	GA
----------------	-------------	----------	--------	----------	------------	----	----	----	----	----

Pathway

Maui - 1502



Low Voltage - 1502

1502-INC18-12-BK	18W S8 INCANDESCENT, BLACK	783363039411	2	1	360		•			•	★
------------------	----------------------------	--------------	---	---	-----	--	---	--	--	---	---

Cambria - 206



Low Voltage - 206

206-50MR16-12-BK	50W MR16, 13.375" SIDE STEM, BLACK	783363038988	1.613	1	360					•	★
206-50MR16-12-BZ	50W MR16, 13.375" SIDE STEM, BRONZE	662400743439	1.795	1	360		•			•	★

Underwater


Atlantis - 1407



Low Voltage - 1407

1407-75MR16-12-NBZ	75W MR16, NATURAL BRONZE	622697307103	6.268	1	100		•			•	★
--------------------	--------------------------	--------------	-------	---	-----	--	---	--	--	---	---

Accessories



Lenses, Louvers & Filters

DIF	DIFFUSED LENS FOR MR16 LAMPS	662400756798	0.068	50	7500		•			•	★
QS-DIF-20	DIFFUSED LENS FOR PAR20 LAMPS	783363047560	0.097	1	2000					•	★
LSL	LINEAR SPREAD LENS FOR MR16 FIXTURES	662401101856	0.083	20	2160					•	★
LVR	HEX CELL LOUVER FOR MR16 FIXTURES	662400740308	0.048	1	500	•	•	•	•	•	★
OSL	OVERALL SPREAD LENS FOR MR16 FIXTURES	662400741404	0.269	1	800		•			•	★



Ground Mounting

GS03-BK	GROUND SPIKE FOR LOW VOLTAGE FIXTURES ACCEPTS 1/2" NPS HUBS, BLACK	783363039008	0.543	1	100					•	★
GS05	GROUND SPIKE HEIGHT ADJUSTABLE POLYCARBONATE, BLACK	662400740537	0.556	1	600					•	★
GS08	GROUND SPIKE W/ SIDE OR BOTTOM WIRE WAY ABS	783363038735	0.28	1	500		•			•	★



Optical Accessories

FH-203-BK	GLARE SHIELD FOR 203 FIXTURE, BLACK	783363038797	0.235	1	1536					•	★
FH-203-BZ	GLARE SHIELD FOR 203 FIXTURE, BRONZE	783363038704	0.468	1	1440		•			•	★
FH-203-WT	GLARE SHIELD FOR 203 FIXTURE, WHITE	783363044767	0.27	1	1536					•	★



Surface, Wall & Tree Mounting

FS1-BK	RECTANGULAR WALL PLATE/BOX COVER SINGLE MOUNT FOR USE WITH MB1, BLACK	783363039534	1	1	270		•			•	★
FS1-BZ	RECTANGULAR WALL PLATE/BOX COVER SINGLE MOUNT FOR USE WITH MB1, BRONZE	783363078960	0.463	66	3300		•			•	★
RS1-BK	ROUND WALL PLATE/BOX COVER SINGLE MOUNT FOR USE WITH MBR1, BLACK	783363039282	0.943	1	200		•		•	•	★
RS1-BZ	ROUND WALL PLATE/BOX COVER SINGLE MOUNT FOR USE WITH MBR1, BRONZE	783363040028	0.776	1	5000		•			•	★
TM01-BZ	ROUND MOUNT SURFACE/TREE, BRONZE	662400743583	0.2	1	2000		•			•	★
TM01-WT	ROUND MOUNT SURFACE/TREE, WHITE	662400743644	0.2	1	200		•			•	★
TM04-BZ	EXPANDING TREE STRAP FOR ONE FIXTURE, BRONZE	662400743576	0.368	1	500					•	★
TM05-BK	RECTANGULAR MOUNT SURFACE/TREE, BLACK	783363039312	0.25	1	1000		•			•	★
TM05-BZ	RECTANGULAR MOUNT SURFACE/TREE, BRONZE	783363038858	0.3	20	2100		•			•	★
TM05-WT	RECTANGULAR MOUNT SURFACE/TREE, WHITE	783363041834	1	1	1		•			•	★

★ Indicates ARRA Eligible Product ⓘ Indicates EISA Compliant Pulse Start Products  Indicates MarketPro Product

Please reference the Cooper Lighting Stock Guide Terms and Conditions page. Pictures are a representation of product categories and may not illustrate the exact skus listed. Product information is subject to change without notice. Consult factory representative for additional information and inventory details. Visit www.cooperlighting.com for more product information.

CATALOG NUMBER

DESCRIPTION

UPC CODE WEIGHT CASE PALLET QTY QTY IL CA NJ TX GA

McGraw-Edison

Parking Garage and Canopy

TopTier LED



Round WaveStream

CATALOG NUMBER	DESCRIPTION	UPC CODE	WEIGHT	CASE QTY	PALLET QTY	IL	CA	NJ	TX	GA
TT-C2-LED-E1-WQ	ROUND WAVESTREAM PARKING GARAGE AND CANOPY LED LUMINAIRE, C2 LUMEN PACKAGE, 120-277V, 4000K CCT, 70 CRI, WQ WIDE DISTRIBUTION, WHITE	080083787746	16	1	16					•
TT-C3-LED-E1-WQ	ROUND WAVESTREAM PARKING GARAGE AND CANOPY LED LUMINAIRE, C3 LUMEN PACKAGE, 120-277V, 4000K CCT, 70 CRI, WQ WIDE DISTRIBUTION, WHITE	080083788361	16	1	16					•
TT-C3-LED-E1-WQ-AP	ROUND WAVESTREAM PARKING GARAGE AND CANOPY LED LUMINAIRE, C3 LUMEN PACKAGE, 120-277V, 4000K CCT, 70 CRI, WQ WIDE DISTRIBUTION, GRAY	080083786503	16	1	16					•
TT-C4-LED-E1-WQ	ROUND WAVESTREAM PARKING GARAGE AND CANOPY LED LUMINAIRE, C4 LUMEN PACKAGE, 120-277V, 4000K CCT, 70 CRI, WQ WIDE DISTRIBUTION, WHITE	080083788156	16	1	16					•
TT-C5-LED-E1-WQ	ROUND WAVESTREAM PARKING GARAGE AND CANOPY LED LUMINAIRE, C5 LUMEN PACKAGE, 120-277V, 4000K CCT, 70 CRI, WQ WIDE DISTRIBUTION, WHITE	080083788217	16	1	16					•
TT-C5-LED-E1-WQ-AP	ROUND WAVESTREAM PARKING GARAGE AND CANOPY LED LUMINAIRE, C5 LUMEN PACKAGE, 120-277V, 4000K CCT, 70 CRI, WQ WIDE DISTRIBUTION, GRAY	080083787524	19.6	1	24					•
TT-C5-LED-E1-WQ-MS/DIM-L20	ROUND WAVESTREAM PARKING GARAGE AND CANOPY LED LUMINAIRE, C5 LUMEN PACKAGE, 120-277V, 4000K CCT, 70 CRI, WQ WIDE DISTRIBUTION, DIMMING MOTION SENSOR, WHITE	080083788354	16	1	16					•

★ Indicates ARRA Eligible Product ⓘ Indicates EISA Compliant Pulse Start Products  Indicates MarketPro Product

Please reference the Cooper Lighting Stock Guide Terms and Conditions page. Pictures are a representation of product categories and may not illustrate the exact skus listed. Product information is subject to change without notice. Consult factory representative for additional information and inventory details. Visit www.cooperlighting.com for more product information.

CATALOG
NUMBER

DESCRIPTION

UPC CODE WEIGHT CASE PALLET
QTY QTY IL CA NJ TX GA

Fail-Safe

Commercial Vandal Resistant

LED



HVSL8

HVSL8-4-LD4-2STD-40-UNV-C-EDC1

HARMONY VANDAL RESISTANT LINEAR STEEL LED, 2 LED ROWS, STANDARD OUTPUT, 4000K, CLEAR LENS

080083753505

11

1

30

● ★

Downlight



FFLD, FLD, FVR

FLD6A15D010TE

LED 6" DOWNLIGHT REGRESSED-STYLE PLASTER FRAME, 1500 LUMENS, 0-10V 10 PERCENT DIMMING

080083754069

1.45

1

30

● ★

FVR6LM1LI-IP66

LED 6" DOWNLIGHT VANDAL RESISTANT REGRESSED STYLE, SPECULAR FINISH, 0.060" DIFFUSE POLYCARBONATE LENS, IP66 RTATED

080083753819

1.45

1

75

● ★

FVRLD6A15D010TE

LED 6" DOWNLIGHT VANDAL RESISTANT REGRESSED STYLE PLASTER FRAME, 1500 LUMENS, 0-10V 10 PERCENT DIMMING

080083754076

1.45

1

30

● ★

FERM6A15835

LED 6" DOWNLIGHT POWER MODULE, 1500 LUMENS, 3500K

080083754045

1.95

1

200

● ★

FERM6A15840

LED 6" DOWNLIGHT POWER MODULE, 1500 LUMENS, 4000K

080083754052

1.95

1

200

● ★

Surface



FPS

FPS-232-UNV-EB81

VANDAL RESISTANT HIGH ABUSE POLYCARBONATE LUMINAIRE, 8.7"X50.3"X4.1"

622696936069

13.538

1

18

● ★

Linear Fluorescent



FWW

FWW-232-UNV-EB81

WALL VANDAL WRAP, 4', TWO 32W T8 LAMP, WET LOCATION

622696471058

22

1

40

● ★

Vapor Tight Fixture



VRVT

VRVT2-232DR-UNV-EB81-WL-U

VAPOR TIGHT FIXTURE, 4', TWO 32W T8 LAMP, WET LOCATION

662401820276

7.38

1

35

● ★

Confinement Recessed

LED



FRS

FSR6LM1LI94WF

LED 6" DOWNLIGHT MEDICAL REGRESSED-STYLE REFLECTOR, SPECULAR FINISH, WHITE FLANGE, 0.187" CLEAR TEMPERED GLASS LENS

080083753734

1.45

1

75

● ★

FSR6LM1W89BV

LED 6" DOWNLIGHT MEDICAL REGRESSED-STYLE REFLECTOR, MATTE WHITE FINISH, 0.125" CLEAR ACRYLIC LENS

080083753987

1.45

1

75

● ★

Cleanroom

Troffer



CFD

CFDFA-332A125-UNV-EB81-U

CLEANROOM TROFFER, 2' X 4', THREE 32W T8 LAMP, CLASS 1000 & ABOVE

080083589593

26

1

22

● ★

CFDFA-432A125-UNV-EB81-U

CLEANROOM TROFFER, 2' X 4', FOUR 32W T8 LAMP, CLASS 1000 & ABOVE


080083545599

26.08

1

22

● ★

★ Indicates ARRA Eligible Product Ⓜ Indicates EISA Compliant Pulse Start Products  Indicates MarketPro Product

Please reference the Cooper Lighting Stock Guide Terms and Conditions page. Pictures are a representation of product categories and may not illustrate the exact skus listed. Product information is subject to change without notice. Consult factory representative for additional information and inventory details. Visit www.cooperlighting.com for more product information.

CATALOG
NUMBER

DESCRIPTION

UPC CODE WEIGHT CASE QTY PALLET QTY IL CA NJ TX GA

Medical
Undercabinet



MAS

MAS-32-UNV-IK12-EB81	UNDERCABINET, 32W T8 LAMP	080083589616	7.948	1	60						•	★
MAS-32-120-IK12-EB81-RSW	UNDERCABINET, 32W T8 LAMP, WITH ROCKER SWITCH	080083589623	8.2	1	60						•	★

CATALOG
NUMBER

DESCRIPTION

UPC CODE WEIGHT CASE QTY PALLET QTY IL CA NJ TX GA

MWS

Starter Fitting



277V
27ST12/2G

277V 1-HOT, NEUTRAL AND GROUND

622697277604 0.539 60 1440

				•
--	--	--	--	---

 ★

CATALOG NUMBER

DESCRIPTION

UPC CODE WEIGHT CASE QTY PALLET QTY IL CA NJ TX GA

HID Accessories

HID Accessories

Lumark

OA/RA1013	SHORTING CAP FOR NEMA TWISTLOCK PHOTOCONTROL RECEPTACLE, FLOODLIGHTS ACCESSORY	662400116974	0.246	1	1120	●					●	★
PB120V	BUTTON PHOTOCONTROL 120V FIELD INSTALLABLE, WARRIOR, WALLY, Z-PAK, WAL-PAK, WAL-LITE	662400121206	0.16	6	1152						●	★
PB277V-BUTTON-PC	BUTTON PHOTOCONTROL 277V FIELD INSTALLABLE, WARRIOR, WALLY, Z-PAK, WAL-PAK, WAL-LITE	662400124283	0.162	1	12						●	★
SR-CARETAKER	CARETAKER SMALL ACRYLIC REFRACTOR	080083699087	0.8	4	240	●	●				●	★
PRVWM-BZ	PREVAIL LED AREA/SITE, WALL MOUNT ARM ASSEMBLY, BRONZE	080083764198	6	1	45	●	●	●			●	★

Lumark and McGraw Edison

Lumark Floodlight and McGraw Edison Galleria Square

OA/RA1016	NEMA TWISTLOCK PHOTOCELL 105-285V	662400117001	0.23	100	1800	●	●				●	★
-----------	-----------------------------------	--------------	------	-----	------	---	---	--	--	--	---	---

Lumark Floodlight and McGraw Edison Pole Bracket / Adapters

TASQ-4-2	2 3/8" OD VERTICAL REMOVABLE TENON FOR 4" SQUARE STRAIGHT STEEL POLE BRONZE	662401692699	7.2	1	200						●	★
101-A22	TWO AT 180 DEGREE BULLHORN FOR 2 3/8" OD VERTICAL TENON BRONZE	662401675739	22	1	20						●	★
101-A23	TWO AT 180 DEGREE BULLHORN FOR 3 1/2" OD VERTICAL TENON BRONZE	662400673446	27.6	1	24						●	★
OA/RA1027	NEMA TWISTLOCK PHOTOCELL 480V	662400117018	0.223	50	1000						●	★
RABBZ	RIGHT ANGLE BRACKET WALL MOUNT 8" BRONZE	662401691739	7.513	1	96	●		●	●		●	★
SAB	SIDE ANGLE BRACKET WALL MOUNT GALVANIZED	662400121107	7.749	1	72						●	★
SAB-BZ	SIDE ANGLE BRACKET WALL MOUNT BRONZE	662400971702	6.29	2	60						●	★
MA1011-BZ	TWO AT 180 DEGREE TENON ADAPTER FOR 3 1/2" OD VERTICAL TENON BRONZE, GALLERIA SQUARE	662400123897	15.975	1	160						●	★
TYS-BZ	TRUNNION YOKE SLIPFITTER FOR 2 3/8", 3" & 3 1/2" OD VERTICAL TENON BRONZE, FLOODLIGHTS ACCESSORY	080083521654	3.022	8	256						●	
101-J33	STEEL BRACKET FOR FLOODLIGHTS- 3 ARM ON 180 DEGREE SEPARATION	662401675944	38.8	1	200						●	★

★ Indicates ARRA Eligible Product Ⓢ Indicates EISA Compliant Pulse Start Products  Indicates MarketPro Product

Please reference the Cooper Lighting Stock Guide Terms and Conditions page. Pictures are a representation of product categories and may not illustrate the exact skus listed. Product information is subject to change without notice. Consult factory representative for additional information and inventory details. Visit www.cooperlighting.com for more product information.

CATALOG
NUMBER

DESCRIPTION

UPC CODE WEIGHT CASE QTY PALLET QTY IL CA NJ TX GA


Poles

Poles

Steel Poles

Accessories

AB1GF	3/4" X 25" ANCHOR BOLT W/2 NUTS, 2 FLAT WASHERS, FULLY GALVANIZED	080083587544	3.15	4	200		★
AB3	1" X 36" ANCHOR BOLT W/2 NUTS, 2 FLAT WASHERS	662400115038	8.5	4	100		★
TMP2	ANCHOR BOLT TEMPLATE 12 1/2" SSS 4-BOLT CIRCLE 1" ANCHOR BOLTS	662400119159	0.194	500	9000		★
TMP4	ANCHOR BOLT TEMPLATE 11" RTS 4-BOLT CIRCLE 3/4" ANCHOR BOLTS	662400124917	0.04	200	12800		★
TMP5	ANCHOR BOLT TEMPLATE 12 1/2" RTS 4-BOLT CIRCLE 1" ANCHOR BOLTS	662400124245	0.346	300	10800		★
AB1	3/4" X 25 ANCHOR BOLT W/2 NUTS, 2 FLAT WASHER	662400115014	3.262	4	300		★
TMP1	ANCHOR BOLT TEMPLATE 11" SSS 4-BOLT CIRCLE 3/4" ANCHOR BOLTS	662400119142	0.04	1200	9600		★



4"

SSS4A20SFM4	4" SQUARE STRAIGHT STEEL X .120 X 20' M4 DRILL BRONZE INCLUDES HARDWARE KIT, MUST BE ORDERED WITH AB1 AND TMP1	622697005276		1	1	1		★
SSS4A25SFM4	4" SQUARE STRAIGHT STEEL X .120 X 25' M4 DRILL BRONZE INCLUDES HARDWARE KIT, MUST BE ORDERED WITH AB1 AND TMP1	662401143467	216	1	1	1		★





CATALOG NUMBER

DESCRIPTION

UPC CODE WEIGHT CASE PALLET QTY QTY IL CA NJ TX GA



Controls

Lighting Control Panels - Stand-Alone

	LiteKeeper 4 LK4-277NO	LITEKEEPER 4 STAND ALONE LIGHTING CONTROL PANEL, 277 VAC, NORMALLY OPEN RELAYS	080083594603	10	1	8						●	★
	LK4-120NO	LITEKEEPER 4 STAND ALONE LIGHTING CONTROL PANEL, 120 VAC, NORMALLY OPEN RELAYS	080083592043	9.4	1	126		●				●	★
	LiteKeeper 8 LK8	LITEKEEPER 8 STAND ALONE LIGHTING CONTROL PANEL	080083594573	11.602	1	45		●		●		●	
	LiteKeeper 16 LK16-120/277-S2-L0-M0-T0-HVB0	LITEKEEPER 16 STAND ALONE LIGHTING CONTROL PANEL	080083594580	26.4	1	32		●				●	★
	LiteKeeper 32 LK32-120/277-S4-L0-M0-T0-HVB0	32 SIZE SA ENC WITH 32 RELAYS	080083598175	40.2	1	8							★
LiteKeeper Boards and Accessories													
	LK-LB	LITEKEEPER LOGIC BOARD	080083594566	7.619	1	32		●		●		●	★



Lighting Controls - Daylighting

Daylight Sensor

	Indoor Contact Input Photosensor PPS-4	INDOOR CONTACT INPUT PHOTOCCELL	080083626298	0.354	1	24						●	●	★
	Outdoor Contact Input Photosensor PPS-5	OUTDOOR CONTACT INPUT PHOTODSENSOR	080083598168	0.447	1	1536		●		●		●	★	

Lighting Controls - Emergency

Emergency Power Control

	120V or 277V CEPC-1	EMERGENCY POWER CONTROL 120V / 277V	080083718153	0.45	42	1008		●		●		●	★
	0-10V: 120 or 277V CEPC-1-D	EMERGENCY POWER CONTROL 0-10V: 120V OR 277V	080083718160	0.5	46	920		●				●	



★ Indicates ARRA Eligible Product Ⓜ Indicates EISA Compliant Pulse Start Products  Indicates MarketPro Product

Please reference the Cooper Lighting Stock Guide Terms and Conditions page. Pictures are a representation of product categories and may not illustrate the exact skus listed. Product information is subject to change without notice. Consult factory representative for additional information and inventory details. Visit www.cooperlighting.com for more product information.


CATALOG NUMBER	DESCRIPTION	UPC CODE	WEIGHT	CASE		PALLET				
				QTY	QTY	IL	CA	NJ	TX	GA


Wall Switch No Sensor - 120V

0-10V Dimmer

	Decorator Dimmer																		
	WBSD-010DEC-C1	0-10V DECORATOR DIMMER, 120/277VAC	080083735266	0.3	10	1050				•									



Forward Phase Cut Dimmer

	Slide Dimmer																		
	SAL06P-LA	SLIDE PHASE DIMMER 120V - LIGHT ALMOND	032664730955	0.24	100	2400													
	SAL06P-V	SLIDE PHASE DIMMER 120V - IVORY	032664730962	0.24	100	2400													
	SAL06P-GY	SLIDE PHASE DIMMER 120V - GREY	032664730948	0.24	100	576													
	SAL06P-BK	SLIDE PHASE DIMMER 120V - BLACK	032664730931	0.24	100	2400													


	Decorator Dimmer																		
	DAL06P-C5	DECORATOR DIMMER 120V - W, GY, BK	032664731495	0.283	36	576													

Wall Switch Occupancy and Vacancy Sensor - 120V

PIR - Occupancy

	PIR Single Level 120V Occupancy Sensor Switch																		
	OSW-P-0801-120-V	PIR SINGLE LEVEL 120V WALL SWITCH SENSOR, IVORY	032664729836	0.314	36	990													
	OSW-P-0801-120-W	PIR SINGLE LEVEL 120V WALL SWITCH SENSOR, WHITE	032664729829	0.314	36	990													

PIR - Vacancy

	PIR Single Level 120V Vacancy Sensor Switch																		
	VSW-P-0801-120-W	PIR SINGLE LEVEL 120V VACANCY SENSOR SWITCH, WHITE	032664729874	0.314	36	864													
	VSW-P-0801-120-V	PIR SINGLE LEVEL 120V VACANCY SENSOR SWITCH, IVORY	032664729881	0.314	1	990													

CATALOG NUMBER

DESCRIPTION

UPC CODE WEIGHT CASE QTY PALLET QTY IL CA NJ TX GA

Wall Switch Occupancy and Vacancy Sensor - 120/277V Tier One

PIR - Occupancy



PIR Single Level 120/277V Occupancy Sensor Switch

OSW-P-0451-MV-W	PIR SINGLE LEVEL 120/277V WALL SWITCH SENSOR, WHITE, 450 SQ FEET COVERAGE	080083503377	0.35	10	1920	
OSW-P-1001-MV-LA	PIR SINGLE LEVEL 120/277V WALL SWITCH SENSOR, LIGHT ALMOND	032664729799	0.36	30	990	
OSW-P-1001-MV-V	PIR SINGLE LEVEL 120/277V WALL SWITCH SENSOR, IVORY, 1000 SQ FEET COVERAGE	032664729782	0.36	40	990	
OSW-P-1001-MV-W	PIR SINGLE LEVEL 120/277V WALL SWITCH SENSOR, WHITE, 1000 SQ FEET COVERAGE	032664729775	0.36	40	1680	
OSW-P-0451-MV-V	PIR SINGLE LEVEL 120/277V WALL SWITCH SENSOR, IVORY, 450 SQ FEET COVERAGE	080083503391	0.328	48	48	
OSW-P-0451-MV-N-W	PIR SINGLE LEVEL 120/277V WALL SWITCH SENSOR WITH NEUTRAL, WHITE	080083503407	0.25	1	1920	



PIR Dual Level 120/277V Occupancy Sensor Switch

OSW-P-0451-DMV-V	PIR DUAL LEVEL 120/277V WALL SWITCH SENSOR, IVORY	080083503513	0.383	50	1920	
OSW-P-0451-DMV-W	PIR DUAL LEVEL 120/277V WALL SWITCH SENSOR, WHITE	080083503490	0.401	50	2400	

Ultrasonic - Occupancy



Ultrasonic Single Level 120/277V Occupancy Sensor Switch

OSW-U-0721-MV-V	ULTRASONIC SINGLE LEVEL 120/277V WALL SWITCH SENSOR, IVORY	080083503339	0.308	48	1920	
OSW-U-0721-MV-W	ULTRASONIC SINGLE LEVEL 120/277V WALL SWITCH SENSOR, WHITE	080083503315	0.324	50	2250	

Dual Technology - Occupancy



Dual Technology Single Level 120/277V Occupancy Sensor Switch

OSW-DT-0601-MV-V	DUAL TECH SINGLE LEVEL 120/277V WALL SWITCH SENSOR, IVORY	080083504466	0.304	10	1680	★
OSW-DT-0601-MV-W	DUAL TECH SINGLE LEVEL 120/277V WALL SWITCH SENSOR, WHITE	080083504473	0.299	10	1680	★


★ Indicates ARRA Eligible Product Ⓢ Indicates EISA Compliant Pulse Start Products  Indicates MarketPro Product


Please reference the Cooper Lighting Stock Guide Terms and Conditions page. Pictures are a representation of product categories and may not illustrate the exact skus listed. Product information is subject to change without notice. Consult factory representative for additional information and inventory details. Visit www.cooperlighting.com for more product information.

CATALOG NUMBER	DESCRIPTION	UPC CODE	WEIGHT	CASE PALLET				
				QTY	QTY	IL	CA	NJ


Wall Switch Occupancy and Vacancy Sensor - 120/277V Tier Two

PIR - Occupancy

	PIR Single Level 120/277V Occupancy Sensor Switch						
	ONW-P-1001-MV-G	NEOSWITCH PIR SINGLE LEVEL 120/277V WALL SWITCH SENSOR, GRAY	080083523894	0.508	1	8	
	ONW-P-1001-MV-W	NEOSWITCH PIR SINGLE LEVEL 120/277V WALL SWITCH SENSOR, WHITE	080083523863	0.546	10	1200	
	ONW-P-1001-MV-V	NEOSWITCH PIR SINGLE LEVEL 120/277V WALL SWITCH SENSOR, IVORY	080083523870	0.538	10	1350	


	PIR Dual Level 120/277V Occupancy Sensor Switch						
	ONW-P-1001-DMV-V	NEOSWITCH PIR DUAL RELAY 120/277V WALL SWITCH SENSOR, IVORY	080083524020	0.618	10	100	
	ONW-P-1001-DMV-W	NEOSWITCH PIR DUAL RELAY 120/277V WALL SWITCH SENSOR, WHITE	080083524013	0.54	10	1050	

PIR - Vacancy

	PIR Single Level 120/277V Vacancy Sensor Switch						
	VNW-P-1001-MV-W	NEOSWITCH VACANCY PIR - WHITE	080083644384	0.484	1	2000	
	VNLW-P-1001-MV-N-W	NEOSWITCH WITH NIGHTLIGHT VACANCY PIR SINGLE LEVEL, WITH NEUTRAL, 120/277V WALL SWITCH SENSOR, WHITE	080083626311	0.486	0	700	



Dual Technology - Occupancy

	Dual Technology Single Level 120/277V Occupancy Sensor Switch						
	ONW-D-1001-MV-B	NEOSWITCH DUAL TECH SINGLE LEVEL, NO NEUTRAL, 120/277V WALL SWITCH SENSOR, BLACK	080083524747	0.464	1	4	
	ONW-D-1001-MV-G	NEOSWITCH DUAL TECH SINGLE LEVEL, NO NEUTRAL, 120/277V WALL SWITCH SENSOR, GRAY	080083524730	0.493	10	1050	
	ONW-D-1001-MV-LA	NEOSWITCH DUAL TECH SINGLE LEVEL, NO NEUTRAL, 120/277V WALL SWITCH SENSOR, LIGHT ALMOND	080083524723	0.458	1	300	
	ONW-D-1001-MV-N-G	NEOSWITCH DUAL TECH SINGLE LEVEL, 120/277V WALL SWITCH SENSOR, GRAY	080083524624	0.508	10	1200	
	ONW-D-1001-MV-N-LA	NEOSWITCH DUAL TECH SINGLE LEVEL, 120/277V WALL SWITCH SENSOR, LIGHT ALMOND	080083524617	0.464	10	10	
	ONW-D-1001-MV-N-V	NEOSWITCH DUAL TECH SINGLE LEVEL, 120/277V WALL SWITCH SENSOR, IVORY	080083524600	0.44	1	1620	
	ONW-D-1001-MV-V	NEOSWITCH DUAL TECH SINGLE LEVEL, NO NEUTRAL, 120/277V WALL SWITCH SENSOR, IVORY	080083524716	0.51	10	1350	
	ONW-D-1001-MV-W	NEOSWITCH DUAL TECH SINGLE LEVEL, NO NEUTRAL, 120/277V WALL SWITCH SENSOR, WHITE	080083524709	0.517	10	30	
	ONW-D-1001-SP-W	NEOSWITCH DUAL TECH LOW VOLTAGE WHITE	080083560929	0.45	10	900	
	ONW-D-1001-MV-N-W	NEOSWITCH DUAL TECH SINGLE LEVEL, 120/277V WALL SWITCH SENSOR, WHITE	080083524594	0.48	10	1050	

	Dual Technology Dual Level 120/277V Occupancy Sensor Switch						
	ONW-D-1001-DMV-G	NEOSWITCH DUAL TECH DUAL RELAY, NO NEUTRAL, 120/277V WALL SWITCH SENSOR, GRAY	080083524785	0.496	1	20	
	ONW-D-1001-DMV-LA	NEOSWITCH DUAL TECH DUAL RELAY, NO NEUTRAL, 120/277V WALL SWITCH SENSOR, LIGHT ALMOND	080083524778	0.494	1	8	
	ONW-D-1001-DMV-N-G	NEOSWITCH DUAL TECH DUAL RELAY, 120/277V WALL SWITCH SENSOR, GRAY	080083524686	0.5	1	1	
	ONW-D-1001-DMV-N-V	NEOSWITCH DUAL TECH DUAL RELAY, 120/277V WALL SWITCH SENSOR, IVORY	080083524662	0.563	1	2000	
	ONW-D-1001-DMV-N-W	NEOSWITCH DUAL TECH DUAL RELAY, 120/277V WALL SWITCH SENSOR, WHITE	080083524655	0.54	10	1050	
	ONW-D-1001-DMV-W	NEOSWITCH DUAL TECH DUAL RELAY, NO NEUTRAL, 120/277V WALL SWITCH SENSOR, WHITE	080083524754	0.546	10	1350	
	ONW-D-1001-DMV-V	NEOSWITCH DUAL TECH DUAL RELAY, NO NEUTRAL, 120/277V WALL SWITCH SENSOR, IVORY	080083524761	0.52	10	1050	

★ Indicates ARRA Eligible Product Ⓜ Indicates EISA Compliant Pulse Start Products  Indicates MarketPro Product







Please reference the Cooper Lighting Stock Guide Terms and Conditions page. Pictures are a representation of product categories and may not illustrate the exact skus listed. Product information is subject to change without notice. Consult factory representative for additional information and inventory details. Visit www.cooperlighting.com for more product information.

CATALOG NUMBER	DESCRIPTION	UPC CODE	WEIGHT	CASE QTY	PALLET QTY	IL	CA	NJ	TX	GA
Dual Technology - Vacancy										
	Dual Technology Single Level 120/277V Vacancy Sensor Switch									
VNW-D-1001-MV-N-W	NEOSWITCH VACANCY DUAL TECH SINGLE LEVEL, WITH NEUTRAL, 120/277V WALL SWITCH SENSOR, WHITE	080083644483	0.484	10	600		•			
VNW-D-1001-MV-W	NEOSWITCH VACANCY DUAL TECH SINGLE LEVEL, NO NEUTRAL, 120/277V WALL SWITCH SENSOR, WHITE	080083644438	0.45	10	1350		•	•		
	Dual Technology Dual Level 120/277V Vacancy Sensor Switch									
VNW-D-1001-DMV-W	NEOSWITCH VACANCY DUAL TECH DUAL LEVEL, NO NEUTRAL, 120/277V WALL SWITCH SENSOR, WHITE	080083652068	0.484	1	1		•	•		

Occupancy and Vacancy Sensors - Ceiling Mount

Line Voltage - Occupancy

	PIR									
OAC-P-0500-DMV	MICROSET CEILING SENSOR W/ DAYLIGHT SENSOR, PASSIVE INFRARED, DUAL RELAY, 360 DEGREE, 500 SQUARE FEET, 120 TO 347 VAC, 50/60 HZ	080083579396	0.01	10	0		•			
OAC-P-0500-MV	MICROSET CEILING SENSOR W/DAYLIGHT SENSOR, PASSIVE INFRARED, 360 DEGREE, 500 SQUARE FEET, 120 TO 347 VAC, 50/60 HZ	080083579389	0.01	1	770		•			
OAC-P-1500-DMV	MICROSET CEILING SENSOR W/ DAYLIGHT SENSOR, PASSIVE INFRARED, DUAL RELAY, 360 DEGREE, 1500 SQUARE FEET, 120 TO 347 VAC, 50/60 HZ	080083608607	0.01	1	770		•			
OAC-P-1500-MV	MICROSET CEILING SENSOR W/DAYLIGHT SENSOR, PASSIVE INFRARED, 360 DEGREE, 1500 SQUARE FEET, 120 TO 347 VAC, 50/60 HZ	080083579402	0.64	10	630		•			•
	Dual Technology									
OAC-DT-2000-DMV	MICROSET CEILING SENSOR W/ DAYLIGHT SENSOR, DUAL TECHNOLOGY, DUAL RELAY, 360 DEGREE, 2000 SQUARE FEET, 120 TO 347 VAC, 50/60 HZ	080083579433	0.01	1	24		•			
OAC-DT-2000-MV	MICROSET CEILING SENSOR W/DAYLIGHT SENSOR, DUAL TECHNOLOGY, 360 DEGREE, 2000 SQUARE FEET, 120 TO 347 VAC, 50/60 HZ	080083579426	0.6	10	630		•	•		• 
OAC-DT-2000	MICROSET CEILING SENSOR, DUAL TECHNOLOGY (PASSIVE INFRARED AND ULTRASONIC), 32 KHZ, 360 DEGREE, 2000 SQUARE FEET, 10-30 VDC, CLASS 2	080083579266	0.619	10	770		•	•	•	• 

CATALOG NUMBER	DESCRIPTION	UPC CODE	WEIGHT	CASE QTY	PALLET QTY	IL	CA	NJ	TX	GA
Low Voltage - Occupancy										
PIR										
	OAC-P-0500	MICROSET CEILING SENSOR, PASSIVE INFRARED, 360 DEGREE, 500 SQUARE FEET, 10-30 VDC, CLASS 2	080083579129	0.653	10	770	•			•
	OAC-P-0500-R	MICROSET CEILING SENSOR W/BAS AND DAYLIGHT SENSOR, PASSIVE INFRARED, 360 DEGREE, 500 SQUARE FEET, 10-30 VDC, CLASS 2	080083702008	0.01	10	770	•			
	OAC-P-1500	MICROSET CEILING SENSOR, PASSIVE INFRARED, 360 DEGREE, 1500 SQUARE FEET, 10-30 VDC, CLASS 2	080083579143	0.45	10	770	•			
	OAC-P-1500-R	MICROSET CEILING SENSOR W/BAS AND DAYLIGHT SENSOR, PASSIVE INFRARED, 360 DEGREE, 1500 SQUARE FEET, 10-30 VDC, CLASS 2	080083579150	5.95	10	770	•			
Dual Technology										
	OAC-DT-0501	MICROSET CEILING SENSOR, DUAL TECHNOLOGY (PASSIVE INFRARED AND ULTRASONIC), 40 KHZ, 180 DEGREE, 500 SQUARE FEET, 10-30 VDC, CLASS 2	080083579228	0.45	10	770	•			
	OAC-DT-0501-R	MICROSET CEILING SENSOR, W/BAS AND DAYLIGHT SENSOR, DUAL TECHNOLOGY (PASSIVE INFRARED AND ULTRASONIC), 40 KHZ, 180 DEGREE, 500 SQUARE FEET, 10-30 VDC, CLASS 2	080083702053	0.01	10	770	•			
	OAC-DT-1000	MICROSET CEILING SENSOR, DUAL TECHNOLOGY (PASSIVE INFRARED AND ULTRASONIC), 32 KHZ, 360 DEGREE, 1000 SQUARE FEET, 10-30 VDC, CLASS 2	080083579242	0.55	10	540	•	•		•
	OAC-DT-1000-R	MICROSET CEILING SENSOR W/BAS AND DAYLIGHT SENSOR, DUAL TECHNOLOGY (PASSIVE INFRARED AND ULTRASONIC), 32 KHZ, 360 DEGREE, 1000 SQUARE FEET, 10-30 VDC, CLASS 2	080083702060	0.55	10	630	•	•		•
	OAC-DT-2000-R	MICROSET CEILING SENSOR W/BAS AND DAYLIGHT SENSOR, DUAL TECHNOLOGY (PASSIVE INFRARED AND ULTRASONIC), 32 KHZ, 360 DEGREE, 2000 SQUARE FEET, 10-30 VDC, CLASS 2	080083702077	0.6	10	770	•	•	•	•
Low Voltage - Vacancy										
Ultrasonic										
	VAC-U-1000-R	CEILING VACANCY US W/BAS - 1000 SQ FT	080083605835	0.01	0	600	•			
Dual Technology										
	VAC-DT-0501-R	MICROSET VACANCY CEILING SENSOR, W/BAS AND DAYLIGHT SENSOR, DUAL TECHNOLOGY (PASSIVE INFRARED AND ULTRASONIC), 40 KHZ, 180 DEGREE, 500 SQUARE FEET, 10-30 VDC, CLASS 2	080083702138	0.01	10	0	•			
	VAC-DT-2000-R	MICROSET VACANCY CEILING SENSOR W/BAS AND DAYLIGHT SENSOR, DUAL TECHNOLOGY (PASSIVE INFRARED AND ULTRASONIC), 32 KHZ, 360 DEGREE, 2000 SQUARE FEET, 10-30 VDC, CLASS 2	080083702152	0.01	10	600	•	•		
Occupancy and Vacancy Sensors - Wall/Corner Mount										
PIR										
	OAWC-P-009L-H	PIR WALL/CORNER SENSOR, 90 LINEAR	080083577873	0.79	1	576	•			
	OAWC-P-009L-H-R	PIR WALL/CORNER SENSOR, 90 LINEAR, W/BAS RELAY AND DAYLIGHT SENSOR	080083577880	0.814	1	576	•			
	OAWC-P-120W	PIR WALL/CORNER SENSOR, WIDE ANGLE 120 DEGREE	080083577668	0.792	1	360	•			
	OAWC-P-120W-R	PIR WALL/CORNER SENSOR, WIDE ANGLE 120 DEGREE, W/BAS RELAY AND DAYLIGHT SENSOR	080083626304	0.818	2	360	•			
Dual Technology										
	OAWC-DT-120W	DUAL TECH WALL/CORNER SENSOR, WIDE ANGLE 120 DEGREE	080083579563	0.913	10	720	•			•
	OAWC-DT-120W-R	DUAL TECH WALL/CORNER SENSOR, WIDE ANGLE 120 DEGREE, W/BAS RELAY AND DAYLIGHT SENSOR	080083579570	0.958	1	80	•			

★ Indicates ARRA Eligible Product Ⓢ Indicates EISA Compliant Pulse Start Products  Indicates MarketPro Product

Please reference the Cooper Lighting Stock Guide Terms and Conditions page. Pictures are a representation of product categories and may not illustrate the exact skus listed. Product information is subject to change without notice. Consult factory representative for additional information and inventory details. Visit www.cooperlighting.com for more product information.

ARRA

Cooper Lighting is uniquely positioned to help customers take advantage of the vast opportunities brought forth by the passing of the American Recovery and Reinvestment Act (ARRA)



The American Recovery and Reinvestment Act

On February 17, 2009 Congress passed the final version of the financial stimulus legislation "American Recovery and Reinvestment Act," also called ARRA. ARRA contains a strong "Buy American" provision to ensure the support of domestic companies and domestic workers.

Elements of the Act

- Revive the renewable energy industry and provide the capital over the next three years to eventually double domestic renewable energy capacity.
- Enact the largest increase in funding of our nation's roads, bridges, and mass transit systems since the creation of the national highway system in the 1950s.
- Invest \$4.5B on Energy Delivery and Reliability, and \$16.8B on Energy Efficiency.

We have added an additional column to the Cooper Lighting stock guide so that you will be able to easily identify products in our inventory that meet ARRA requirements.

Look for the ★

This guide only represents a small portion of the products Cooper Lighting has to offer. If you have any questions or need additional information on these or other products that are to be used on ARRA Stimulus, or government projects please contact one of our customer service experts and they will give you detailed information to ensure the product qualifies for the specific project.

ARRA identified items in this guide are for informational purposes only and represent products that Cooper has initially determined to be eligible under the Buy American provision (section 1605) of the American Recovery and Reinvestment Act (ARRA) for federally-funded ARRA projects. Cooper Lighting will provide an appropriate certification upon request after reviewing eligibility requirements and funding sources of a specific project.

As noted in this guide, the products were produced in the United States, in a Free Trade Agreement (FTA) country, a Least Developed Country (LDC), or in a World Trade Agreement Government Procurements Agreement (WTO GPA) country. If produced in an FTA country, LDC, or WTO GPA country, Cooper Lighting understands that the project must meet the applicable contract thresholds in order for the goods to be eligible for ARRA funding. Cooper Lighting has not sought nor has it received any waiver of the ARRA Buy American provision.

This guide does not provide country of origin or certification that any listed products satisfy the requirements of any applicable free trade agreements.

Remember, The Buy American Indicator ★ is for Stock Guide items ONLY. For all other products, please contact your Customer Service Representative.



For additional information on ARRA and Stimulus visit www.cooperindustries.com/stimulusrecovery/index.cfm

Cooper Lighting, L.L.C.

Terms and Conditions

1. Applicable Terms and Conditions

(a) These terms and conditions of sale establish the rights, obligations, and remedies of Buyer and Seller that apply to any order issued by Buyer for the purchase of Seller's products and/or services ("Products"). No additional or different terms or conditions, whether contained in Buyer's purchase order form or in any other document or communication pertaining to Buyer's order, will be binding on Seller unless accepted in writing by an authorized representative of Seller. Seller expressly objects to and rejects any additional or different terms and conditions, which shall be ineffective.

(b) If Seller's order acknowledgement, invoice, other document, or electronic transmittal including or attaching these terms and conditions is found to be an acceptance of an offer, acceptance is expressly made conditional upon Buyer's assent solely to these terms and conditions, and acceptance of any part of Products delivered by Seller shall be deemed to constitute such assent by Buyer. If the order acknowledgement, invoice, other document, or electronic transmittal including or attaching these terms and conditions constitutes an offer, Buyer's acceptance of the offer is hereby limited to the terms of the offer.

2. Price, Payment Terms, and Title

(a) All prices represent those in effect at the time of quotation and are subject to change without notice. Unless prices are bid or quoted as "firm," Seller reserves the right to invoice at prices in effect at the date of shipment, regardless of any prior bid and whether notice was received by Buyer. Prices are stated in United States dollars unless otherwise indicated, are exclusive of shipping, handling, shipping insurance, duties, and sales, use, excise or similar taxes. Export packaging or any other special handling requested by Buyer will be at Buyer's expense. A service charge of \$25 will be assessed for any order less than \$100.

(b) Buyer acknowledges that the pricing of the Products has been set based on the agreed allocation of risks contained in these terms and conditions. If, notwithstanding the provisions of these terms and conditions, a court of competent jurisdiction determines that Buyer's terms and conditions apply to an order, then Seller shall have the right to either (i) modify the prices (including retroactively) according to the additional level of risk and responsibility that Buyer's terms and conditions require Seller to undertake; or (ii) cancel the order any time after such a determination without liability for the termination other than for the Products already delivered on these terms and conditions.

(c) Unless different credit terms have been extended to Buyer in writing by Seller, payment terms are net 30 days after delivery or date of invoice, whichever first occurs, in the currency invoiced. Seller reserves the right to modify or withdraw credit terms at any time without notice. If Buyer fails to fulfill the terms of payment, Seller may defer further shipments to Buyer or, at its option, cancel the unshipped portions of Buyer's orders. Buyer agrees to pay interest on all past due invoices at the lesser of 18% per annum, compounded monthly, or the highest contractual rate allowable under the law.

(d) Until full payment of all obligations of the Buyer for an order, Seller reserves the title (but not the risk of loss) to all Products furnished under that order. If the Buyer defaults in payment or performance or becomes subject to insolvency, receivership or bankruptcy proceedings or makes an assignment for the benefit of creditors, or without the consent of Seller voluntarily or involuntarily sells, transfers, leases or permits any lien or attachment on the Products, Seller may treat all amounts then or hereafter owing by Buyer to be immediately due and payable and Seller at its election may repossess Products for which Buyer has not paid in full. In the event of repossession of Products under this section, Buyer agrees that Seller may enter the premises where the Products may be located and remove them without notice and without being liable to Buyer for such repossession. Buyer will not set off invoiced amounts or any portion thereof against sums that are due or may become due from Seller, its parents, affiliates, or subsidiaries. Buyer grants Seller a security interest in all Products for which title has passed (including all after-acquired Products) that Seller sells Buyer and all proceeds of Products (including but not limited to all products in which Products are incorporated and any funds and products that Buyer receives in exchange for Products). Buyer consents to Seller's execution of any documents to evidence and perfect this security interest, and agrees to execute the same if requested by Seller.

3. Delivery and Risk of Loss

(a) Unless otherwise agreed in writing, all deliveries of Products will be EXW (Incoterms 2000) Seller's facility. Products will be packed in Seller's standard commercial shipping packages. Charges for shipping may not reflect net transportation costs paid by Seller. Buyer shall reimburse Seller for all costs of storage and handling incurred by Seller after the date that Seller is prepared to make shipment.

(b) Delivery and shipping dates are approximate and represent Seller's best estimate of the time required to make delivery or shipment. Time is not of the essence with respect to the transactions covered by these terms and conditions, except with respect to Buyer's obligation to make all related payments. Seller's obligations under these terms and conditions will be dependent upon Seller's ability to obtain necessary raw materials and components. Seller shall have the right to make partial deliveries and to ship up to forty (40) days in advance of shipping date.

4. Acceptance

Acceptance shall occur, if not before, when Buyer fails to reject within ten (10) days after delivery of the Products. Buyer may rightfully reject only when a reasonable inspection shows that the Products fail to conform substantially to the specifications for the Products. Buyer waives any right to revoke acceptance. Buyer's remedies for any nonconformity detected after acceptance are limited to those expressly provided in these terms and conditions for breach of warranty.

5. Limited Warranty

(a) Seller warrants to each original Buyer of Products that Products are, at the time of delivery to the Buyer, in good working order and conform to Seller's official published specifications, provided that no warranty is made with respect to any Products, ballasts, lamps, component parts, or accessories manufactured by others but supplied by Seller.

(b) Seller's obligation under this warranty for any Product proved not to be as warranted within the applicable warranty period is limited to, at its option, replacing the Product, refunding the purchase price of the Product, or using reasonable efforts to repair the Product during normal business hours at an authorized service facility of Seller. All costs of transportation of any Product claimed not to be as warranted and of any repaired or replacement Product to or from such service facility shall be borne by Buyer.

(c) Seller may require the return of any Product claimed not to be as warranted to one of its facilities as designated by Seller, transportation prepaid by Buyer, to establish a claim under this warranty. The cost of labor for removing a Product and for installing a repaired or replacement Product shall be borne by Buyer. Replacement parts provided under the terms of this warranty are warranted for the remainder of the warranty period of the Products in which they are installed to the same extent as if such parts were original components. Warranty services provided under these terms and conditions do not assure uninterrupted operations of Products; Seller shall not be liable for damages caused by any delays involving warranty service.

(d) The warranty period for Products is twelve (12) months from the date of shipment unless otherwise agreed by Seller in writing.

(e) EXCEPT FOR THE EXPRESS WARRANTY SET FORTH ABOVE, SELLER PROVIDES PRODUCTS AS-IS AND MAKES NO OTHER REPRESENTATIONS OR WARRANTIES, EXPRESS OR IMPLIED, STATUTORY OR OTHERWISE, REGARDING THE PRODUCTS, THEIR FITNESS FOR ANY PARTICULAR PURPOSE, THEIR MERCHANTABILITY, THEIR QUALITY, THEIR NONINFRINGEMENT, OR OTHERWISE. IN NO EVENT SHALL SELLER BE LIABLE FOR THE COST OF PROCUREMENT OR INSTALLATION OF SUBSTITUTE GOODS. THIS WARRANTY SPECIFICALLY EXCLUDES POLE FAILURE RESULTING FROM A THIRD-PARTY ACT OR OMISSION, MISUSE, UNANTICIPATED USE, FATIGUE, FAILURE, OR SIMILAR PHENOMENA RESULTING FROM INDUCED VIBRATION, HARMONIC OSCILLATION, OR RESONANCE FROM AIR CURRENT MOVEMENT AROUND THE PRODUCT. THIS WARRANTY SPECIFICALLY EXCLUDES POLES INSTALLED WITHOUT THE LUMINAIRES OR WITH UNAPPROVED DEVICES SUCH AS BANNERS, PENNANTS, CAMERAS, OR SIGNS, FOR WHICH THE POLE WAS NOT DESIGNED. USE OF SUCH ACCESSORIES MAY RESULT IN INJURY, DEATH OR PROPERTY DAMAGE. THIS WARRANTY SPECIFICALLY EXCLUDES POLES USING PRE-EXISTING ANCHORAGES, ANCHOR BOLTS, OR BOLT ADAPTERS NOT SUPPLIED BY COOPER LIGHTING. IT ALSO EXCLUDES ISSUES RELATED TO FOUNDATION OR SOIL CONDITIONS AT THE INSTALLATION SITE.

6. LIMITATION OF LIABILITY

IN NO EVENT WILL SELLER BE LIABLE FOR ANY SPECIAL DAMAGES, CONSEQUENTIAL DAMAGES, INDIRECT DAMAGES, INCIDENTAL DAMAGES, STATUTORY DAMAGES, EXEMPLARY OR PUNITIVE DAMAGES, LOSS OF PROFITS, LOSS OF REVENUE, LIQUIDATED DAMAGES, OR LOSS OF USE, EVEN IF INFORMED OF THE POSSIBILITY OF SUCH DAMAGES. SELLER'S LIABILITY FOR DAMAGES ARISING OUT OF OR RELATED TO A PRODUCT SHALL IN NO CASE EXCEED THE PURCHASE PRICE OF THE PRODUCT FROM WHICH THE CLAIM ARISES. TO THE EXTENT PERMITTED BY APPLICABLE LAW, THESE LIMITATIONS AND EXCLUSIONS WILL APPLY WHETHER SELLER'S LIABILITY ARISES OR RESULTS FROM BREACH OF CONTRACT, BREACH OF WARRANTY, TORT (INCLUDING BUT NOT LIMITED TO NEGLIGENCE, GROSS NEGLIGENCE, MALICE, OR INTENTIONAL CONDUCT), STRICT LIABILITY, BY OPERATION OF LAW, OR OTHERWISE.

7. Cancellation and Return of Products

Orders shall not be subject to cancellation or modification either in whole or in part without Seller's written consent and then only with terms that will reimburse Seller for all reasonable termination charges, including all progress billings and all incurred direct manufacturing costs. Seller's written consent must be given in advance of Buyer's return of Products for credit. Seller reserves the right to cancel any sale of Products without liability to Buyer (except for refund of monies already paid), if the manufacture or sale of the goods is or becomes technically or economically impractical.

8. Force Majeure

Seller shall not be liable for any failure to perform or delay in performing its obligations resulting directly or indirectly from or contributed to by any acts of God, acts of Buyer or those under Buyer's control, acts of government or other civil or military authorities, priorities, strikes, or other labor disputes, fires, accidents, floods, epidemics, war, riot, embargoes, delays in transportation, lack of or inability to obtain raw materials, components, labor, fuel or supplies, or other circumstances beyond Seller's reasonable control ("Force Majeure Event"). If Seller elects, the time for performance shall be extended by a period of time equal to the time lost because of any delays caused by reasons of a Force Majeure Event. Should Seller be prevented from completing Buyer's order or any part thereof because of any Force Majeure Event, then Buyer agrees promptly upon request and upon receipt of invoice therefor, to pay Seller for any Product or Products then completed.

9. Work Product

"Work Product" shall include, without limitation, all designs, discoveries, creations, works, devices, masks, models, work in progress, service deliverables, inventions, products, special tooling, computer programs, procedures, improvements, developments, drawings, notes, documents, business processes, information and materials made, conceived or developed by Seller alone or with others that result from or relate to the Products. All Work Product shall at all times be and remain the sole and exclusive property of Seller. Buyer hereby agrees to irrevocably assign and transfer to Seller and does hereby assign and transfer to Seller all of its worldwide right, title and interest in and to the Work Product including all associated intellectual property rights. Buyer hereby waives any and all moral and other rights in any Work Product or any other intellectual property created, developed or acquired in respect of the Products. Seller will have the sole right to determine the treatment of any Work Product, including the right to keep it as trade secret, execute and file patent applications on it, to use and disclose it without prior patent application, to file registrations for copyright or trademark in its own name or to follow any other procedure that Seller deems appropriate. All tools and equipment supplied by Buyer to Seller shall remain the sole property of Seller.

10. Confidentiality

(a) Buyer may acquire knowledge of Seller Confidential Information (as defined below) in connection with Products and/or its performance hereunder and agrees to keep Seller Confidential Information in confidence during and following termination or expiration of this Agreement. "Seller Confidential Information" includes but is not limited to all information, whether written or oral, in any form, including, without limitation, information relating to the research, development, products, methods of manufacture, trade secrets, business plans, customers, vendors, finances, personnel data, Work Product, and other material or information considered proprietary by Seller relating to the current or anticipated business or affairs of Seller that is disclosed directly or indirectly to Buyer. In addition, Seller Confidential Information means any third party's proprietary or confidential information disclosed to Buyer in the course of providing Products to Buyer.

(b) Buyer agrees not to copy, alter or directly or indirectly disclose any Seller Confidential Information. Additionally, Buyer agrees to limit its internal distribution of Seller Confidential Information to Buyer's employees who have a need to know, and to take steps to ensure that the dissemination is so limited. In no event will Buyer use less than the degree of care and means that it uses to protect its own information of like kind, but in any event not less than reasonable care to prevent the unauthorized use of Seller Confidential Information. Buyer may disclose Seller Confidential Information that is required to be disclosed pursuant to a requirement of a government agency or law but only after Buyer provides prompt notice to Seller of such requirement and gives Seller the opportunity to challenge or limit the scope of the disclosure.

(c) Buyer further agrees not to use Seller Confidential Information except in the course of performing hereunder and will not use such Seller Confidential Information for its own benefit or for the benefit of any third party. All Seller Confidential Information is and shall remain the property of Seller. Upon Seller's written request, Buyer shall return, transfer or assign to Seller all Seller Confidential Information, including all Work Product, and all copies containing Seller Confidential Information.

11. Patent Indemnity

In the event any Product is made in accordance with drawings, samples or manufacturing specifications designated by Buyer, Buyer agrees to indemnify, defend and hold Seller harmless from any and all damages, costs and expenses (including attorney's fees) relating to any claim arising from or relating to the design, distribution, manufacture, marketing, sale, or use of the Product or arising from or relating to a claim that such Product furnished to Buyer by Seller, or the use thereof, infringes any claim of any patent, foreign or domestic, and Buyer agrees at its own expense to undertake the defense of any suit against Seller brought upon such claim or claims.

12. Changes in Product Design or Manufacture

Seller shall have the right to change, discontinue or modify the design and construction of any of its products and to substitute material equal to or superior to that originally specified.

13. Software License

Software, if included with a Product, is hereby licensed and not sold. The license is nonexclusive, and is limited to use with the Product with which it is included. No other use is permitted and Seller retains for itself (or, if applicable, its suppliers) all title and ownership to any software delivered hereunder, all of which contains confidential and proprietary information and which ownership includes without limitation all rights in patents, copyrights, trademarks and trade secrets. Buyer shall not attempt any sale, transfer, sublicense, reverse compilation or disassembly (save to the extent expressly permitted by law) or redistribution of the software. Buyer shall not copy, disclose or display any such software, or otherwise make it available to others.

14. Compliance with Laws

Buyer shall comply with all laws and regulations applicable to Products, including but not limited to all applicable import and export laws and regulations. Buyer and Buyer's Agent shall provide all information requested by Seller relating to Seller's voluntary or mandatory compliance with any law or regulation, and Buyer shall indemnify Seller for any losses incurred by Seller arising from Buyer's or Buyer's Agent's failure to provide the information requested by Seller.

15. Waiver

No waiver of any provision of these terms and conditions (or any right or default hereunder) shall be effective unless in writing and signed by an authorized representative Seller. Any such waiver shall be effective only for the instance given, and shall not operate as a waiver with respect to any other rights or obligations under these terms and conditions or applicable law in connection with any other instances or circumstances.

16. Language

The parties have expressly required that these terms and conditions be prepared in the English language. *Les parties aux présentes ont expressément exigé que les présents termes et les bons de commandes émis aux termes des présentes soient rédigés en langue Anglaise.*

17. Choice of Law and Dispute Resolution

Except as set forth below, these terms and conditions shall be governed by and construed in accordance with the laws of the State of Texas, without reference to its choice of law rules. If both Seller and Buyer are incorporated under the laws of Canada or a province of Canada, these terms and conditions shall be governed by and construed in accordance with the laws of the Province of Ontario and the federal laws of Canada. If Buyer is incorporated in the United States, any claim or litigation arising out of or relating to Products shall be brought exclusively in a court of competent jurisdiction in Harris County, Texas. If Buyer is incorporated outside of the United States, any dispute will be resolved by arbitration in Houston, Texas, by three arbitrators and under the International Chamber of Commerce Rules of Arbitration. The language of the arbitration will be English. In all cases, Buyer and Seller expressly exclude from application the United Nations Convention on Contracts for the International Sale of Goods.

18. Assignment

Buyer may not assign, transfer or subcontract the performance of its services, or any of its rights and/or obligations hereunder, without Seller's prior written consent.

19. Severability

If any provision of these terms and conditions is determined to be illegal, invalid, or unenforceable, the validity and enforceability of the remaining provisions of these terms and conditions will not be affected and, in lieu of such illegal, invalid, or unenforceable provision, there will be added, as part of these terms and conditions, one or more provisions as similar in terms as may be legal, valid and enforceable under applicable law.

Eaton's Cooper Lighting Business

Headquarters
1121 Highway 74 South
Peachtree City, GA 30269
P: 770-486-4800
www.cooperlighting.com

Canada Sales

5925 McLaughlin Road
Mississauga, Ontario L5R 1B8
P: 905-501-3000
F: 905-501-3172

Our Lighting Product Brands

Halo
Halo Commercial
Portfolio
IRiS
RSA
Metalux
Corelite
Neo-Ray
Fail-Safe
MWS
Ametrix
Shaper
io
Lumark
McGraw-Edison
Invue
Lumière
Streetworks
AtLite
Sure-Lites

Our Controls Product Brands

Greengate
iLumin
Zero 88
Fifth Light Technology
iLight (International Only)