

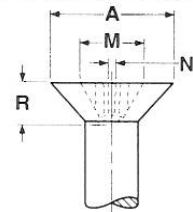
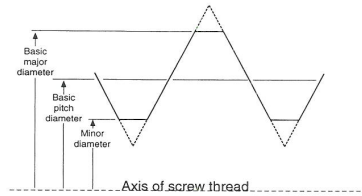
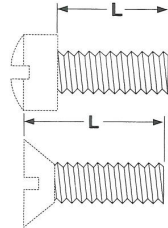
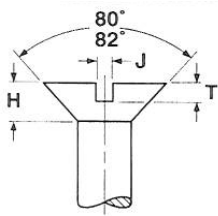


Atlanta, Georgia

Phone 800-521-7326

Fax 770-745-1333

Flat Head Machine Screw 80°



| Peco Catalog# | Size and Threads Per Inch | Series Designation | Allowance | Major Diameter | | Pitch Diameter | | | Tensile Strength, lb. Min** | Stress Area Inches ² | Head Diameter | | Head Height | | Slot Width | | Slot Depth | | Dimension of Recess | | | Protrusion Above Gaging Diameter | | Gaging Diameter | Phillips Bit Size | |
|----------------------------------|---------------------------|--------------------|-----------|----------------|-------|----------------|-------|-----------|-----------------------------|---------------------------------|---------------|------|-----------------|------|---------------|------|------------|------|---------------------|------|------|----------------------------------|------|-----------------|-------------------|-----|
| | | | | Min | Max | Min | Max | Tolerance | | | Min | Max | Min | Max | Min | Max | Min | Max | Min | Max | Min | Max | Min | | | Max |
| | | | | Min | | Max | | Min | | | Max | | Min | | Max | | Min | | Max | | Min | | Max | | | |
| | 4-40 | 0.112 | UNC | .0008 | .1061 | .1112 | .0925 | .0950 | .0025 | 360 | 0.00604 | .191 | .212 | .055 | .067 | .031 | .039 | .020 | .030 | .105 | .072 | .019 | .019 | .032 | .172 | 1 |
| | 5-40 | 0.125 | UNC | .0008 | .1191 | .1242 | .1054 | .1080 | .0026 | 470 | 0.00796 | .215 | .237 | .062 | .075 | .035 | .043 | .022 | .034 | .141 | .074 | .027 | .020 | .034 | .196 | 2 |
| | 6-32 | 0.138 | UNC | .0008 | .1312 | .1372 | .1141 | .1169 | .0028 | 550 | 0.00909 | .238 | .262 | .069 | .083 | .039 | .048 | .024 | .038 | .149 | .084 | .027 | .021 | .036 | .220 | 2 |
| | 8-32 | 0.164 | UNC | .0009 | .1571 | .1631 | .1399 | .1428 | .0029 | 850 | 0.0140 | .285 | .312 | .084 | .100 | .045 | .054 | .029 | .045 | .165 | .101 | .030 | .023 | .039 | .267 | 2 |
| See Section Three of Our Catalog | 10-24 | 0.190 | UNC | .0010 | .1818 | .1890 | .1586 | .1619 | .0033 | 1050 | 0.0175 | .333 | .362 | .098 | .116 | .050 | .060 | .034 | .053 | .182 | .119 | .031 | .025 | .042 | .313 | 2 |
| | 10-32 | 0.190 | UNF | .0009 | .1831 | .1891 | .1658 | .1688 | .0030 | 1200 | 0.0200 | .333 | .362 | .098 | .116 | .050 | .060 | .034 | .053 | .182 | .119 | .031 | .025 | .042 | .313 | 2 |
| | 12-24 | 0.216 | UNC | .0010 | .2078 | .2150 | .1845 | .1879 | .0034 | 1450 | 0.0242 | .380 | .412 | .112 | .132 | .056 | .067 | .039 | .060 | .236 | .125 | .032 | .027 | .045 | .362 | 3 |
| | 1/4-20 | 0.250 | UNC | .0011 | .2408 | .2489 | .2127 | .2164 | .0037 | 1900 | 0.0318 | .442 | .477 | .131 | .153 | .064 | .075 | .046 | .070 | .255 | .147 | .034 | .029 | .050 | .424 | 3 |
| | 1/4-28 | 0.250 | UNF | .0010 | .2425 | .2490 | .2225 | .2258 | .0033 | 2200 | 0.0364 | .442 | .477 | .131 | .153 | .064 | .075 | .046 | .070 | .255 | .147 | .034 | .029 | .050 | .424 | 3 |
| | 5/16-18 | 0.312 | UNC | .0012 | .3026 | .3113 | .2712 | .2752 | .0040 | 3150 | 0.0524 | .556 | .597 | .165 | .191 | .072 | .084 | .058 | .088 | .295 | .187 | .040 | .034 | .057 | .539 | 4 |
| | 3/8-16 | 0.375 | UNC | .0013 | .3643 | .3737 | .3287 | .3331 | .0044 | 4650 | 0.0775 | .670 | .717 | .200 | .230 | .081 | .094 | .070 | .106 | .374 | .228 | .064 | .039 | .065 | .653 | 4 |
| | 1/2-13 | 0.500 | UNC | .0015 | .4876 | .4985 | .4435 | .4485 | .0050 | 8500 | 0.1419 | .765 | .815 | .186 | .223 | .091 | .106 | .065 | .103 | .403 | .256 | .068 | .049 | .081 | .739 | 4 |
| Tolerance on Length L | | Screw Size | | Screw Length | | | | | | | Up To 1/2" | | Over 1/2" to 1" | | Over 1" to 2" | | Over 2" | | | | | | | | | |
| | | 4 - 12 | | | | | | | | | -0.02 | | -0.03 | | -0.06 | | -0.09 | | | | | | | | | |
| | | 1/4 - 3/4 | | | | | | | | | -0.03 | | -0.03 | | -0.06 | | -0.09 | | | | | | | | | |

**Tensile strength is based off of 60,000 psi. and only apply to carbon steel screws. Hex and Hex Washer Head machine screws of adequate length may be wedge tensile tested. Other head styles can be axial tensile tested.

ANSI B18.6.3

| | |
|------------------|--|
| Material | AISI 1006 - 1022 or equivalent Steel or Stainless SAE 18-8 Stainless Steel Passivated |
| Hardness | Steel: Rockwell B70 - B100 - Stainless: Rockwell B85 - B95 |
| Tensile Strength | Size 4 and 5 diameter and lengths shorter than 1/2" are not subject to tensile testing. Steel: 60,000 psi. minimum - Stainless: 80,000 psi minimum |

Peco Fasteners specification sheets are a reference guide to help in the selection of fasteners. Peco has made every effort to ensure the accuracy of the information. However, Peco Fasteners is not responsible for any errors that may be contained within these sheets. Peco Fasteners makes no claim of warranty in the accuracy of this information. Users of this information are solely responsible for protecting themselves against liability. It is solely the responsibility of the purchasers and users of these fasteners to consult with Engineers that are experts in an applicable field. Peco Fasteners is not responsible for any loss, claim, or damage due to these specification sheets.

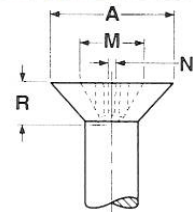
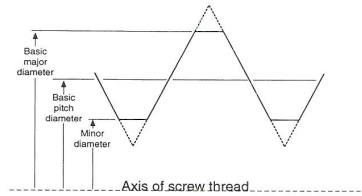
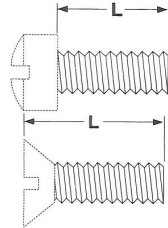
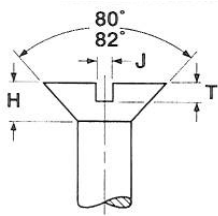


Atlanta, Georgia

Phone 800-521-7326

Fax 770-745-1333

Flat Head Machine Screw 80°



| Peco Catalog# | Size and Threads Per Inch | Series Designation | Allowance | Major Diameter | | Pitch Diameter | | | Tensile Strength, lb. Min** | Stress Area Inches ² | Head Diameter | | Head Height | | Slot Width | | Slot Depth | | Dimension of Recess | | | Protrusion Above Gaging Diameter | | Gaging Diameter | Phillips Bit Size | |
|----------------------------------|---------------------------|--------------------|-----------|----------------|-------|----------------|-------|-----------|-----------------------------|---------------------------------|---------------|------|---------------|------|------------|------|------------|------|---------------------|-------|-------|----------------------------------|------|-----------------|-------------------|---|
| | | | | Min | Max | Min | Max | Tolerance | | | Min | Max | Min | Max | Min | Max | Min | Max | Diamet | Depth | Width | Min | Max | | | |
| | | | | | | | | | | | | | | | | | | | | | | | | | | |
| | 4-40 | 0.112 | UNC | .0008 | .1061 | .1112 | .0925 | .0950 | .0025 | 360 | 0.00604 | .191 | .212 | .055 | .067 | .031 | .039 | .020 | .030 | .105 | .072 | .019 | .019 | .032 | .172 | 1 |
| | 5-40 | 0.125 | UNC | .0008 | .1191 | .1242 | .1054 | .1080 | .0026 | 470 | 0.00796 | .215 | .237 | .062 | .075 | .035 | .043 | .022 | .034 | .141 | .074 | .027 | .020 | .034 | .196 | 2 |
| | 6-32 | 0.138 | UNC | .0008 | .1312 | .1372 | .1141 | .1169 | .0028 | 550 | 0.00909 | .238 | .262 | .069 | .083 | .039 | .048 | .024 | .038 | .149 | .084 | .027 | .021 | .036 | .220 | 2 |
| | 8-32 | 0.164 | UNC | .0009 | .1571 | .1631 | .1399 | .1428 | .0029 | 850 | 0.0140 | .285 | .312 | .084 | .100 | .045 | .054 | .029 | .045 | .165 | .101 | .030 | .023 | .039 | .267 | 2 |
| See Section Three of Our Catalog | 10-24 | 0.190 | UNC | .0010 | .1818 | .1890 | .1586 | .1619 | .0033 | 1050 | 0.0175 | .333 | .362 | .098 | .116 | .050 | .060 | .034 | .053 | .182 | .119 | .031 | .025 | .042 | .313 | 2 |
| | 10-32 | 0.190 | UNF | .0009 | .1831 | .1891 | .1658 | .1688 | .0030 | 1200 | 0.0200 | .333 | .362 | .098 | .116 | .050 | .060 | .034 | .053 | .182 | .119 | .031 | .025 | .042 | .313 | 2 |
| | 12-24 | 0.216 | UNC | .0010 | .2078 | .2150 | .1845 | .1879 | .0034 | 1450 | 0.0242 | .380 | .412 | .112 | .132 | .056 | .067 | .039 | .060 | .236 | .125 | .032 | .027 | .045 | .362 | 3 |
| | 1/4-20 | 0.250 | UNC | .0011 | .2408 | .2489 | .2127 | .2164 | .0037 | 1900 | 0.0318 | .442 | .477 | .131 | .153 | .064 | .075 | .046 | .070 | .255 | .147 | .034 | .029 | .050 | .424 | 3 |
| | 1/4-28 | 0.250 | UNF | .0010 | .2425 | .2490 | .2225 | .2258 | .0033 | 2200 | 0.0364 | .442 | .477 | .131 | .153 | .064 | .075 | .046 | .070 | .255 | .147 | .034 | .029 | .050 | .424 | 3 |
| | 5/16-18 | 0.312 | UNC | .0012 | .3026 | .3113 | .2712 | .2752 | .0040 | 3150 | 0.0524 | .556 | .597 | .165 | .191 | .072 | .084 | .058 | .088 | .295 | .187 | .040 | .034 | .057 | .539 | 4 |
| | 3/8-16 | 0.375 | UNC | .0013 | .3643 | .3737 | .3287 | .3331 | .0044 | 4650 | 0.0775 | .670 | .717 | .200 | .230 | .081 | .094 | .070 | .106 | .374 | .228 | .064 | .039 | .065 | .653 | 4 |
| | 1/2-13 | 0.500 | UNC | .0015 | .4876 | .4985 | .4435 | .4485 | .0050 | 8500 | 0.1419 | .765 | .815 | .186 | .223 | .091 | .106 | .065 | .103 | .403 | .256 | .068 | .049 | .081 | .739 | 4 |
| Tolerance on Length L | | Screw Size | | Screw Length | | | | | | | | | | | | | | | | | | | | | | |
| | | | | Up To 1/2" | | | | | Over 1/2" to 1" | | | | Over 1" to 2" | | | | Over 2" | | | | | | | | | |
| | | 4 - 12 | | | | | | | -0.03 | | | | -0.06 | | | | -0.09 | | | | | | | | | |
| | | 1/4 - 3/4 | | | | | -0.03 | | | | -0.06 | | | | -0.09 | | | | | | | | | | | |

**Tensile strength is based off of 60,000 psi. and only apply to carbon steel screws. Hex and Hex Washer Head machine screws of adequate length may be wedge tensile tested. Other head styles can be axial tensile tested.

ANSI B18.6.3

| | |
|------------------|--|
| Material | AISI 1006 - 1022 or equivalent Steel or Stainless SAE 18-8 Stainless Steel Passivated |
| Hardness | Steel: Rockwell B70 - B100 - Stainless: Rockwell B85 - B95 |
| Tensile Strength | Size 4 and 5 diameter and lengths shorter than 1/2" are not subject to tensile testing. Steel: 60,000 psi. minimum - Stainless: 80,000 psi minimum |

Peco Fasteners specification sheets are a reference guide to help in the selection of fasteners. Peco has made every effort to ensure the accuracy of the information. However, Peco Fasteners is not responsible for any errors that may be contained within these sheets. Peco Fasteners makes no claim of warranty in the accuracy of this information. Users of this information are solely responsible for protecting themselves against liability. It is solely the responsibility of the purchasers and users of these fasteners to consult with Engineers that are experts in an applicable field. Peco Fasteners is not responsible for any loss, claim, or damage due to these specification sheets.