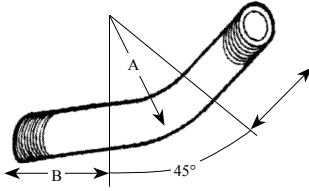


RIGID 45° ELBOW



| CAT# | A | B |
|------|--------|--------|
| 11 | 4.000 | 2.875 |
| 12 | 4.500 | 2.875 |
| 13 | 5.750 | 3.00 |
| 14 | 7.250 | 3.25 |
| 15 | 8.250 | 3.625 |
| 16 | 9.500 | 4.1875 |
| 17 | 10.500 | 5.25 |
| 18 | 13.000 | 5.8125 |
| 19 | 15.000 | 6.75 |
| 20 | 16.000 | 6.9375 |

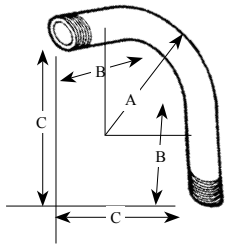
A=MIN. UL RADIUS
B=STRAIGHT LEG EACH END

GALVANIZED STEEL

| TOPAZ CAT # | UPC# | SIZE | UNIT CTN | SHIP CASE | WT/ CASE |
|-------------|-------|--------|----------|-----------|----------|
| 11 | 33300 | 1/2" | — | 50 | 26 |
| 12 | 33310 | 3/4" | — | 50 | 38 |
| 13 | 33320 | 1" | — | 35 | 45 |
| 14 | 33330 | 1 1/4" | — | 30 | 60 |
| 15 | 33340 | 1 1/2" | — | 15 | 45 |
| 16 | 33350 | 2" | — | 15 | 68 |
| 17 | 33360 | 2 1/2" | — | 1 | 8 |
| 18 | 33370 | 3" | — | 1 | 13 |
| 19 | 33380 | 3 1/2" | — | 1 | 16 |
| 20 | 33390 | 4" | — | 1 | 22 |



E223147



| CAT# | A | B | C |
|------|--------|---------|--------|
| 61 | 4.000 | 2.875 | 6.343 |
| 62 | 4.500 | 2.875 | 6.781 |
| 63 | 5.750 | 3 | 8.901 |
| 64 | 7.250 | 3.25 | 10.25 |
| 65 | 8.250 | 3.625 | 11.937 |
| 66 | 9.500 | 4.1875 | 14.031 |
| 67 | 10.500 | 5.25 | 16.00 |
| 68 | 13.000 | 5.8125 | 18.947 |
| 69 | 15.000 | 6.75 | 22.218 |
| 70 | 16.000 | 6.9375 | 23.437 |
| 70A | 24.000 | 11.125 | 36.156 |
| 70B | 30.000 | 12.4375 | 41.460 |

A=MIN. UL RADIUS B=STRAIGHT
C=OFFSET

RIGID 90° ELBOW

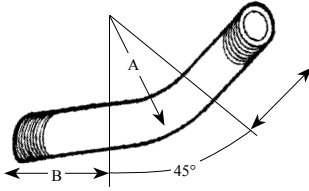
GALVANIZED STEEL

| TOPAZ CAT # | UPC# | SIZE | UNIT CTN | SHIP CASE | WT/ CASE |
|-------------|-------|--------|----------|-----------|----------|
| 61 | 31030 | 1/2" | — | 50 | 40 |
| 62 | 31040 | 3/4" | — | 50 | 54 |
| 63 | 31050 | 1" | — | 20 | 40 |
| 64 | 31060 | 1 1/4" | — | 20 | 60 |
| 65 | 31070 | 1 1/2" | — | 10 | 42 |
| 66 | 31080 | 2" | — | 10 | 68 |
| 67 | 31090 | 2 1/2" | — | 1 | 13 |
| 68 | 31100 | 3" | — | 1 | 18 |
| 69 | 31110 | 3 1/2" | — | 1 | 26 |
| 70 | 31120 | 4" | — | 1 | 33 |
| 70A | 31127 | 5" | — | 1 | 45 |
| 70B | 31128 | 6" | — | 1 | 48 |



E223147

RIGID 45° ELBOW



| CAT# | A | B |
|------|--------|--------|
| 11 | 4.000 | 2.875 |
| 12 | 4.500 | 2.875 |
| 13 | 5.750 | 3.00 |
| 14 | 7.250 | 3.25 |
| 15 | 8.250 | 3.625 |
| 16 | 9.500 | 4.1875 |
| 17 | 10.500 | 5.25 |
| 18 | 13.000 | 5.8125 |
| 19 | 15.000 | 6.75 |
| 20 | 16.000 | 6.9375 |

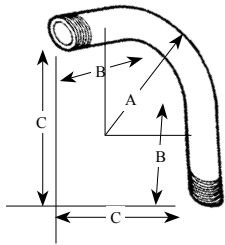
A=MIN. UL RADIUS
B=STRAIGHT LEG EACH END

GALVANIZED STEEL

| TOPAZ CAT # | UPC# | SIZE | UNIT CTN | SHIP CASE | WT/ CASE |
|-------------|-------|--------|----------|-----------|----------|
| 11 | 33300 | 1/2" | — | 50 | 26 |
| 12 | 33310 | 3/4" | — | 50 | 38 |
| 13 | 33320 | 1" | — | 35 | 45 |
| 14 | 33330 | 1 1/4" | — | 30 | 60 |
| 15 | 33340 | 1 1/2" | — | 15 | 45 |
| 16 | 33350 | 2" | — | 15 | 68 |
| 17 | 33360 | 2 1/2" | — | 1 | 8 |
| 18 | 33370 | 3" | — | 1 | 13 |
| 19 | 33380 | 3 1/2" | — | 1 | 16 |
| 20 | 33390 | 4" | — | 1 | 22 |



E223147



| CAT# | A | B | C |
|------|--------|---------|--------|
| 61 | 4.000 | 2.875 | 6.343 |
| 62 | 4.500 | 2.875 | 6.781 |
| 63 | 5.750 | 3 | 8.901 |
| 64 | 7.250 | 3.25 | 10.25 |
| 65 | 8.250 | 3.625 | 11.937 |
| 66 | 9.500 | 4.1875 | 14.031 |
| 67 | 10.500 | 5.25 | 16.00 |
| 68 | 13.000 | 5.8125 | 18.947 |
| 69 | 15.000 | 6.75 | 22.218 |
| 70 | 16.000 | 6.9375 | 23.437 |
| 70A | 24.000 | 11.125 | 36.156 |
| 70B | 30.000 | 12.4375 | 41.460 |

A=MIN. UL RADIUS B=STRAIGHT
C=OFFSET

RIGID 90° ELBOW

GALVANIZED STEEL

| TOPAZ CAT # | UPC# | SIZE | UNIT CTN | SHIP CASE | WT/ CASE |
|-------------|-------|--------|----------|-----------|----------|
| 61 | 31030 | 1/2" | — | 50 | 40 |
| 62 | 31040 | 3/4" | — | 50 | 54 |
| 63 | 31050 | 1" | — | 20 | 40 |
| 64 | 31060 | 1 1/4" | — | 20 | 60 |
| 65 | 31070 | 1 1/2" | — | 10 | 42 |
| 66 | 31080 | 2" | — | 10 | 68 |
| 67 | 31090 | 2 1/2" | — | 1 | 13 |
| 68 | 31100 | 3" | — | 1 | 18 |
| 69 | 31110 | 3 1/2" | — | 1 | 26 |
| 70 | 31120 | 4" | — | 1 | 33 |
| 70A | 31127 | 5" | — | 1 | 45 |
| 70B | 31128 | 6" | — | 1 | 48 |



E223147