

Ceiling Receptacle Lampholders

Medium Base
600W, 250V/AC
660W, 125V/AC
660W, 250V/AC

Medium Base Lampholders

FEATURES

- Mounts on 4" (101.6mm) outlet boxes with breakout for 3.25" (82.5mm) box mounting.
- Leads are 6" (152.4mm) 221°F (105°C) insulated stranded #16, stripped 0.75" (19.0mm).
- Pull chain devices include ball chain, 3' (0.9m) of cord, connector and end bell.
- Top wire versions have terminal screws backed out – ready for wiring – without removing interior.
- Push wire terminals are top wired with two push-in terminals and two screw terminals for continuous wiring.
- Plastic models made with high-temperature thermoset plastic to reduce breakage.
- Porcelain models made with high-strength insulator porcelain; pull chain versions feature removable interiors.

Plastic Ceiling Receptacle Lampholders



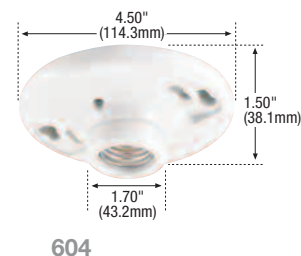
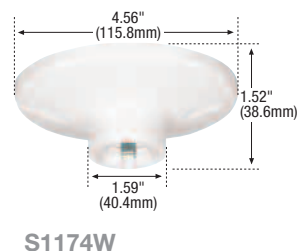
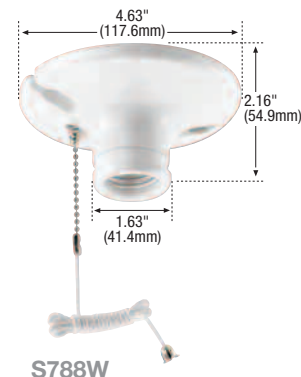
Rating W	V/AC	Product Type	Color	Catalog No.		
600	250	Two Piece, Push Wire/Top Wire, Pull Chain Switch	White	<input type="checkbox"/> S759W-CD		
		Two Piece, 6" (152.4mm) Leads, Pull Chain Switch	White	<input type="checkbox"/> S788W		
660	250	Two Piece, w/ 15A 125V/AC 2P2W Outlet, Push Wire/Top Wire, Pull Chain Switch	White	<input type="checkbox"/> S860W		
		Two Piece, w/ 15A 125V/AC, 2P3W Outlet, Push Wire/Top Wire, Pull Chain Switch	White	<input type="checkbox"/> S865W		
		One Piece, 4 Top Wire Screws, Keyless Switch	White	<input type="checkbox"/> S1174W		•
		One Piece, 6" (152.4mm) Leads, Keyless Switch	White	<input type="checkbox"/> S1174-6W*		•
		Two Piece, Push Wire/Top Wire, Keyless Switch	White	<input type="checkbox"/> S768W		
		Two Piece, 6" (152.4mm) Leads, Keyless Switch	White	<input type="checkbox"/> S768-6W*		

* Not cULus & NOM certified

Porcelain Ceiling Receptacle Lampholders



Rating W	V/AC	Product Type	Color	Catalog No.	
660	125	Two Piece, w/ 15A 125V/AC 2P2W Outlet, 2 Screw Terminals, Top Wire, Pull Chain Switch	White	<input type="checkbox"/> 669	
		Two Piece, w/ 15A 125V/AC 2P3W Outlet, 2 Screw Terminals, Top Wire, Pull Chain Switch	White	<input type="checkbox"/> 667	
660	250	One Piece, w/ Feed-Through, 4 Screw Terminals, Top Wire, Keyless Switch	White	<input type="checkbox"/> 604	
		Two Piece, w/ Feed-Through, 4 Screw Terminals, Top Wire, Pull Chain Switch	White	<input type="checkbox"/> 659	



Icon Key

NAFTA Compliant - see page O-30

Ceiling Receptacle Lampholders

Medium Base
600W, 250V/AC
660W, 125V/AC
660W, 250V/AC

Medium Base Lampholders

FEATURES

- Mounts on 4" (101.6mm) outlet boxes with breakout for 3.25" (82.5mm) box mounting.
- Leads are 6" (152.4mm) 221°F (105°C) insulated stranded #16, stripped 0.75" (19.0mm).
- Pull chain devices include ball chain, 3' (0.9m) of cord, connector and end bell.
- Top wire versions have terminal screws backed out – ready for wiring – without removing interior.
- Push wire terminals are top wired with two push-in terminals and two screw terminals for continuous wiring.
- Plastic models made with high-temperature thermoset plastic to reduce breakage.
- Porcelain models made with high-strength insulator porcelain; pull chain versions feature removable interiors.

Plastic Ceiling Receptacle Lampholders



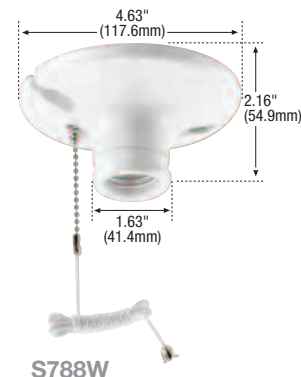
Rating W	V/AC	Product Type	Color	Catalog No.
600	250	Two Piece, Push Wire/Top Wire, Pull Chain Switch	White	<input type="checkbox"/> S759W-CD
		Two Piece, 6" (152.4mm) Leads, Pull Chain Switch	White	<input type="checkbox"/> S788W
660	250	Two Piece, w/ 15A 125V/AC 2P2W Outlet, Push Wire/Top Wire, Pull Chain Switch	White	<input type="checkbox"/> S860W
		Two Piece, w/ 15A 125V/AC, 2P3W Outlet, Push Wire/Top Wire, Pull Chain Switch	White	<input type="checkbox"/> S865W
		One Piece, 4 Top Wire Screws, Keyless Switch	White	<input type="checkbox"/> S1174W •
		One Piece, 6" (152.4mm) Leads, Keyless Switch	White	<input type="checkbox"/> S1174-6W* •
		Two Piece, Push Wire/Top Wire, Keyless Switch	White	<input type="checkbox"/> S768W
		Two Piece, 6" (152.4mm) Leads, Keyless Switch	White	<input type="checkbox"/> S768-6W*

* Not cULus & NOM certified

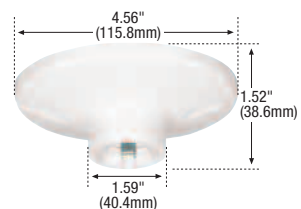
Porcelain Ceiling Receptacle Lampholders



Rating W	V/AC	Product Type	Color	Catalog No.
660	125	Two Piece, w/ 15A 125V/AC 2P2W Outlet, 2 Screw Terminals, Top Wire, Pull Chain Switch	White	<input type="checkbox"/> 669
		Two Piece, w/ 15A 125V/AC 2P3W Outlet, 2 Screw Terminals, Top Wire, Pull Chain Switch	White	<input type="checkbox"/> 667
660	250	One Piece, w/ Feed-Through, 4 Screw Terminals, Top Wire, Keyless Switch	White	<input type="checkbox"/> 604
		Two Piece, w/ Feed-Through, 4 Screw Terminals, Top Wire, Pull Chain Switch	White	<input type="checkbox"/> 659



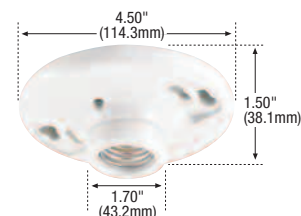
S788W



S1174W



669



604

Icon Key

NAFTA Compliant - see page O-30