

6" and 8" Vertical Compact Fluorescent Downlights

One 26W, 32W, or 42W Triple Tube Lamp

LF6CFV/LF8CFV

Features

- Electronic ballast with end of life protection and 120-277V universal voltage
- Iridescence suppressed, semi-diffuse, self-trim Alzak reflectors
- Baffle units standard with painted white self-trim
- J-box is accessible from below ceiling
- Shipped with pre-installed light commercial bar hangers (* See below for optional upgraded commercial grade bar hangers)
- UL, CSA listed for damp locations and through wiring (wet listed with lensed reflectors)
- Non-IC rated*

LiteFrame



Order housing and options; trim and options; accessories as separate line items. See ordering example below.

Catalog No. Description

Line 1 Order Housing and Housing Options:

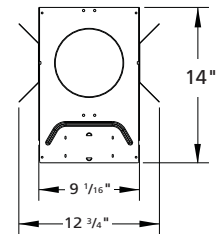
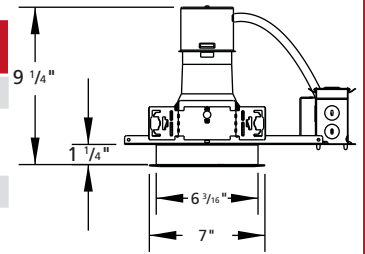
Housings

LF6CFV32EB	6", (1) 26/32/42W Triple tube, multi-volt (120V/277V) electronic ballast
LF8CFV32EB	8", (1) 26/32/42W Triple tube, multi-volt (120V/277V) electronic ballast

Housing Options

347V	347V Ballast
FSDFA	Fuse kit installed at factory
RIF1	Radio interference filter (single circuit)
EM	Emergency battery pack w/integral test switch and indicator light
DM	Electronic dimming ballast
MW26	Max Wattage Label, 26W
MW32	Max Wattage Label, 32W
CP	Chicago Plenum

Note: No RIF1/EM combination



LF6CFV
Ceiling Cutout = 6 1/4"
Maximum Ceiling Thickness = 1 1/4"

Line 2 Order Reflector and Reflector Options:

Reflector

6CFV	6" Alzak semi-diffuse reflector
8CFV	8" Alzak semi-diffuse reflector

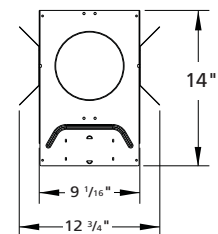
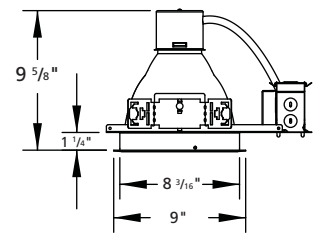
Reflector Color Options

Blank	Clear Alzak
CG	Champagne Gold Alzak
PW	Pewter Alzak
WE	Wheat Alzak
LW	Light Wheat Alzak
BB	Black painted baffle
WB	White painted baffle

Reflector Options (Lens Options shipped standard with white splay reflector)

CL	Clear lens	Blank	White
FL	Fresnel lens	CR	Clear Alzak
PL	Prismatic lens	CG	Champagne Gold Alzak
DL	Diffused lens	PW	Pewter Alzak
TRG	Trim Ring Gasket (factory installed)	WE	Wheat Alzak
WT	White flange	LW	Light Wheat Alzak
WW	Wall Wash		

Lens Splay Color Options



LF8CFV
Ceiling Cutout = 8 1/4"
Maximum Ceiling Thickness = 1 1/4"

Line 3 Order Accessories:

B24	Set of two (2) 24" bar hangers for T-bar ceilings
B6	Set of two (2) bar hangers for ceiling joists up to 24" centers
FSDFI	Fuse kit for field installation
SCA6	6" Sloped ceiling adaptor (specify slope angle and type - wet or dry plaster)
SCA8	8" Sloped ceiling adaptor (specify slope angle and type - wet or dry plaster)

Ordering Example:

Line 1 LF6CFV32EB
Line 2 6CFV

6" and 8" Vertical Compact Fluorescent Downlights

One 26W, 32W, or 42W Triple Tube Lamp

LF6CFV/LF8CFV

Features

- Electronic ballast with end of life protection and 120-277V universal voltage
- Iridescence suppressed, semi-diffuse, self-trim Alzak reflectors
- Baffle units standard with painted white self-trim
- J-box is accessible from below ceiling
- Shipped with pre-installed light commercial bar hangers (* See below for optional upgraded commercial grade bar hangers)
- UL, CSA listed for damp locations and through wiring (wet listed with lensed reflectors)
- Non-IC rated*

LiteFrame



Order housing and options; trim and options; accessories as separate line items. See ordering example below.

Catalog No. Description

Line 1 Order Housing and Housing Options:

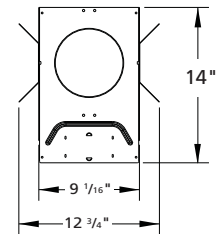
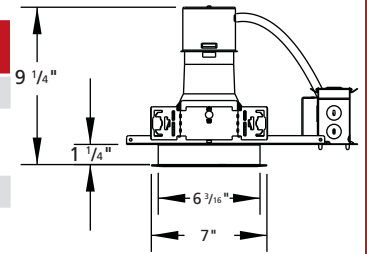
Housings

LF6CFV32EB	6", (1) 26/32/42W Triple tube, multi-volt (120V/277V) electronic ballast
LF8CFV32EB	8", (1) 26/32/42W Triple tube, multi-volt (120V/277V) electronic ballast

Housing Options

347V	347V Ballast
FSDFA	Fuse kit installed at factory
RIF1	Radio interference filter (single circuit)
EM	Emergency battery pack w/integral test switch and indicator light
DM	Electronic dimming ballast
MW26	Max Wattage Label, 26W
MW32	Max Wattage Label, 32W
CP	Chicago Plenum

Note: No RIF1/EM combination



LF6CFV
Ceiling Cutout = 6 1/4"
Maximum Ceiling Thickness = 1 1/4"

Line 2 Order Reflector and Reflector Options:

Reflector

6CFV	6" Alzak semi-diffuse reflector
8CFV	8" Alzak semi-diffuse reflector

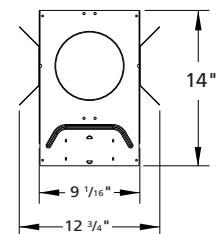
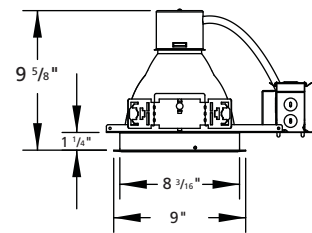
Reflector Color Options

Blank	Clear Alzak
CG	Champagne Gold Alzak
PW	Pewter Alzak
WE	Wheat Alzak
LW	Light Wheat Alzak
BB	Black painted baffle
WB	White painted baffle

Reflector Options (Lens Options shipped standard with white splay reflector)

CL	Clear lens	Blank	White
FL	Fresnel lens	CR	Clear Alzak
PL	Prismatic lens	CG	Champagne Gold Alzak
DL	Diffused lens	PW	Pewter Alzak
TRG	Trim Ring Gasket (factory installed)	WE	Wheat Alzak
WT	White flange	LW	Light Wheat Alzak
WW	Wall Wash		

Lens Splay Color Options



LF8CFV
Ceiling Cutout = 8 1/4"
Maximum Ceiling Thickness = 1 1/4"

Line 3 Order Accessories:

B24	Set of two (2) 24" bar hangers for T-bar ceilings
B6	Set of two (2) bar hangers for ceiling joists up to 24" centers
FSDFI	Fuse kit for field installation
SCA6	6" Sloped ceiling adaptor (specify slope angle and type - wet or dry plaster)
SCA8	8" Sloped ceiling adaptor (specify slope angle and type - wet or dry plaster)

Ordering Example:

Line 1 LF6CFV32EB
Line 2 6CFV