TROFFER LOUVER OPTIONS

Brand	Catalog Logic	Size	Description	GC	GC8	GC8FA/RA	GR8/GR5	GCAFA/RA	M/MC [2]
Generic	PB1S	1/2" x 1/2" x 1/2" [1]	Small Cell Parabolic, Silver, Styrene	X	X	X	X	X	X
	PB1SA	1/2" x 1/2" x 1/2" [1]	Small Cell Parabolic, Silver, Acrylic	X	X	X	X	X	X
	PB2S	1-1/2" x 1-1/2" x 1"	Medium Cell Parabolic, Silver, Styrene	X	X	X		X	X
	PB2SA	1-1/2" x 1-1/2" x 1"	Medium Cell Parabolic, Silver, Acrylic	X	X	X		X	X
	PB3S	3/4" x 3/4" x 1/2"	Enhanced Efficiency Parabolic, Silver, Styrene	X	X	X		X	X
	PB3SA	3/4" x 3/4" x 1/2"	Enhanced Efficiency Parabolic, Silver, Acrylic	X	X	X		X	X
	PB4S	3" x 3" x 1-1/2"	Large Cell Parabolic, Silver, Styrene	X	X	X		X	X
	PB4SA	3" x 3" x 1-1/2"	Large Cell Parabolic, Silver, Acrylic	X	X	X		X	X
	PB5S	3/4" x 3/4" x 3/8"	High Efficiency Controlled Louver, Silver, Styrene	X	X	X		X	X
	PB5SA	3/4" x 3/4" x 3/8"	High Efficiency Controlled Louver, Silver, Acrylic	X	X	X		X	X
	PL	1/2" x 1/2" x 1/2"	Straight Blade White Louver, Styrene	X	X	X		X	X
	PLA	1/2" x 1/2" x 1/2"	Straight Blade White Louver, Acrylic	X	X	X		X	X
	AL	1/2" x 1/2" x 1/2"	Straight Blade, Mill Finish, Aluminum Louver	X		X		X	X
	ALW	1/2" x 1/2" x 1/2"	Straight Blade, White, Aluminum Louver	X		X		X	X

NOTES: **1.** Dimensions are nominal size. **2.** For 3-lamp or SMB housing, 1/2" or less shielding thickness only.

TROFFER LENS OPTIONS [3]

Brand	Lens	Thickness	GC	GC8	GC8FA/RA	GR8/GR5	GCAFA/RA	M/MC
Generic	A	0.095	X	X	X	X	X	X
	A125	0.125	X	X	X	X	X	X
	AT125	0.125	X	X	X	X	X	X
	A125MIN	.125 min	X	X	X	X	X	X
	AT125MIN	.125 min	X	X	X	X	X	X
	A125/RFI	0.125	X	X	X	X	X	X
	A19/156	0.156	X	X	X	X	X	X
	A19T/156	0.156	X	X	X	X	X	X
	A19/156RFI	0.156	X	X	X	X	X	X
	A12/170	0.170	X				X	X
	A19/187	0.187	X				X	X
	A12/187	0.187	X				X	X
	DA	0.080	X	X	X			X
	DA125	0.125	X	X	X			X
	K12/125	0.125	X	X	X		X	X
	K12/125MIN	.125 min	X	X	X		X	X
	POLY12/125	0.125	X	X	X		X	X
	POLY12/187	0.187	X				X	X
KSH	ACTF140	0.140	X	X	X		X	X
	ACTF187	0.187	X				X	X
	FGW080	0.080	X	X	X		X	X
	FGW125	0.125	X	X	X		X	X
	K12/125	0.125	X	X	X		X	X
	K12/125MIN	.125 min	X	X	X		X	X
	K12/125RFI	0.125	X	X	X		X	X
	A15	0.200	X				X	X
	A19/156	0.156	X	X	X	X	X	X
	A19T/156	0.156	X	X	X		X	X
	A19/156RFI	0.156	X	X	X		X	X
	K12/187	0.187	X				X	X
	A19/187	0.187	X				X	X
	KSH20/140	0.140	X	X	X		X	X
	KSH23/125	0.125	X	X	X		X	X
	KSH3E	0.150	X	X	X		X	X
	KSH32	0.130	X	X	X		X	X
PSI	PSA4/RFI	variable	X				X	X
	P35	0.170	X				X	X

NOTES: **Inverted Lens -** For inverted lens add "INV" to lens description. (Not available for GR8/GR5). **3.** For additional lens options consult factory.

Eaton
1121 Highway 74 South
Peachtree City, GA 30269
P: 770-486-4800
www.eaton.com/lighting

Specifications and dimensions subject to change without notice.

PRODUCT INFORMATION FOR LAMPS

Brand	Lamp	P5	P4	EP3/HP3	P2/HP2	OPTICA	RDI/A	GC	GC8	GR8	GR5	GCA	RWW	AC	AC2	ALN
Generic [2]	L8730	X	X	X	X	X	X	X	X	X		X	X	X	X	X
	L8735	X	X	X	X	X	X	X	X	X		X	X	X	X	X
	L8741	X	X	X	X	X	X	X	X	X		X	X	X	X	X
	L8830	X	X	X	X	X	X	X	X	X		X	X	X	X	X
	L8835	X	X	X	X	X	X	X	X	X		X	X	X	X	X
	L8841	X	X	X	X	X	X	X	X	X		X	X	X	X	X
	LB30	X	X	X			X						X	X		X
	LB35	X	X	X			X						X	X		X
	LB41	X	X	X			X						X	X		X
	L5830	X	X	X	X	X	X	X			X	X	X	X	X	X
	L5835	X	X	X	X	X	X	X			X	X	X	X	X	X
	L5841	X	X	X	X	X	X	X			X	X	X	X	X	X

NOTES: **1.** Add "HL" (High Lumen) to lamp ordering logic to indicate high-lumen lamp; generic HL lamps available for 32T8 or 28T5 only. Add "C" to specify Cover-guard lamps installed. **2.** Generic lamp product information also valid for GE, Philips and Sylvania lamp technologies. See product information for specified lamps below.

PRODUCT INFORMATION FOR SPECIFIED LAMPS

T8 **SAMPLE NUMBER:** LGF28T8 / SPX41M / XL

Lamp	Brand	Wattage	CRI	Kelvin	Type (not for Biax) [3]
L	**G**=GE	**BX**=40, 50 or 55W Biax (all Biax SPX only) **F17**=17W **F28**=28W **F32**=32W	**SP**=78 CRI **SPX**=83+ CRI [3]	**30M/**=3000K **35M/**=3500K **41M/**=4100K [3] **50M/**=5000K [3] **WM**=Watt-Miser	**OC8**=Octron T8 or ECO **XL**=Extended Life **SXL**=Super Extended Life **HL**=High Lumen XL **CVG**=Coverguard
L	**W**=Philips	**FO17T8M/**=17W **FO28T8M/**=28W **FO32T8M/**=32W	**TL7**=78 CRI **TL8**=85 CRI [4] **ADV**=Advantage, High Lumen, Long Life	**30**=3000K **35**=3500K **41**=4100K **50**=5000K [4]	**Blank**=ALTO **PLUS**=Plus, Long Life **EWithLL**=Energy Advantage, Long Life
L	**S**=Sylvania	**FO17M/T8**=17W **FO28M/T8**=28W **FO32M/T8**=32W	**7**=75+ CRI **8**=85 CRI [5]	**30**=3000K **35**=3500K **41**=4100K **50**=5000K [5]	**Blank**=ECO **XP**=Extended Performance, ECO3 **XP/SS**=Super Saver XP **XPS**=High Lumen, Extended Performance **XPXL**=Extra Life/Extended Performance

NOTES: **3.** XL, SXL and HL lamp CRI values are 81-82 for 4100K or 80 for 5000K. **4.** CRI value of 82 for 5000K. **5.** XPS and XPXL lamp CRI values are 81 for 5000K.

T5 and T5HO **SAMPLE NUMBER:** LWF28T5M / 850

Lamp	Brand	Wattage	Other	CRI	Kelvin	Type (not for Biax)
L	**G**=GE **W**=Philips **S**=Sylvania	**F14T5**=14WT5 **F21T5**=21WT5 **F24T5**=24WT5HO **F28T5**=28WT5 **F39T5**=39WT5HO **F54T5**=54WT5HO	**47W**=47WT5HO (GE only) **[Blank]**=51WT5HO (GE only)	**M/8**=85+ CRI	**30**=3000K **35**=3500K **41**=4100K **50**=5000K	**WM**=Watt-Miser (GE only) **HL**=High Lumen XL (T5 only) **HOEA49**=49W (Philips only) **HOEA44**=44W (Philips only)

T8 U-LAMP **SAMPLE NUMBER:** LSF031M / 835XP

Lamp	Brand	Wattage	CRI	Kelvin		Type
L	**G**=GE		**SP**=78 CRI **SPX**=82+ CRI	**30**=3000K **35**=3500K **41**=4100K **50**=5000K [6]	**M/OC8U6**=32W Six Inch (6") T8 **M/U1-5/8**=31W One and Five-Eights Inch (1-5/8") T8	**WM**=Watt-Miser [7]
L	**W**=Philips	**F32T8**=32W Six Inch (6") T8	**M/TL7**=75 CRI **M/TL8**=85 CRI	**30**=3000K **35**=3500K **41**=4100K **50**=5000K		**Blank**=ALTO **XEW**=Energy Advantage (25W 6" U-lamp spacing only)
L	**S**=Sylvania	**FO32M/**=Six Inch (6") T8 **FO31M/**=One and Five-Eights Inch (1-5/8") T8	**7**=75 CRI **8**=85 CRI	**30**=3000K **35**=3500K **41**=4100K **50**=5000K [8]		**Blank**=ECO **XP**=Extended Performance **XP/SS**=Super Saver XP **XPS**=High Lumen, Extended Performance

NOTES: **6.** SPX only. **7.** 30W 6" U-Lamp Spacing only. **8.** 6" U6T8 75 CRI or 85 CRI XPS only.

Eaton
1121 Highway 74 South
Peachtree City, GA 30269
P: 770-486-4800
www.eaton.com/lighting

Specifications and dimensions subject to change without notice.

PARABOLICS AND RECESSED EMERGENCY OPTIONS

Brand	Battery	P5	P4	EP3/HP3	P2/HP2	OPTICA	RDI	GC	GC8	GR8/GR5	GCA	AC	AC2	ALN
Generic	EL4 (350-500 lm)	X	X	X	X	X	X	X	X	X	X	X	X	X
	EL5 (up to 700 lm)	X	X	X	X		X	X		X	X	X	X	X
	EL8 (600-700 lm)	X	X	X	X	X	X	X	X	X	X	X	X	X
	EL5HO (up to 600 lm)	X	X	X	X		X	X		X	X	X	X	X
	EL14 (600-1400 lm) [1]	X	X	X	X	X	X	X	X	X	X	X	X	X
Bodine	EL-B100 (350-450 lm)	X	X	X	X	X	X	X	X [4]	X [4]	X	X	X	
	EL-B90 (500-600 lm)	X	X	X	X	X	X	X	X [4]	X [4]	X	X	X	
	EL-B70A (600-700 lm)	X	X	X	X	X	X	X	X [4]	X [4]	X	X	X	
	EL-B60 (600-700 lm)	X	X	X	X	X	X	X	X [4]	X [4]	X	X	X	
	EL-B60LPU (600-700lm)	X	X	X	X	X	X	X	X	X	X	X	X	
	EL-B50 (1100-1400 lm) [1, 2]	X	X	X	X	X	X	X	X [4]	X [4]	X	X	X	
	EL-B50ST (1100-1400 lm) [1, 2]	X	X	X	X	X	X	X	X [4]	X [4]	X	X	X	
	EL-B50RCT (1100-1400 lm) [1, 2]	X	X	X	X	X	X	X	X [4]	X [4]	X	X	X	
	EL-LP500 (370-520 lm)			X	X		X	X		X	X	X [5]		X
	EL-LP550 (390-700 lm)			X	X		X	X		X	X	X [5]		X
	EL-LP600 (600-1325 lm)			X	X		X	X		X	X	X [5]		X
Iota	EL-I32 (up to 550 lm)	X	X	X	X	X	X	X	X	X	X	X	X	X
	EL-I40 (up to 700 lm)	X	X	X	X	X	X	X	X	X	X	X	X	X
	EL-I48 (up to 700 lm)	X	X	X	X	X	X	X	X	X	X	X	X	X
	EL-I320 (1300 lm) [1, 2]	X	X	X	X	X	X	X	X [4]	X [4]	X	X	X	
	EL-I880 (2000 lm) [1, 2]						X		X [4]	X [4]		X	X	
	EL-I232 (2 @ 1400 lm) [2]	X	X	X	X		X	X	X [4]	X [4]	X	X	X	
	EL-ISD80 (1300 lm) [1, 2]	X	X	X	X	X	X	X	X [4]	X [4]	X	X	X	
	EL-ISL28 (up to 500 lm) [3]			X	X		X	X		X	X	X [5]		X
	EL-ISL54 (up to 825 lm)			X	X		X	X		X	X	X [5]		X
	EL-ISL540 (up to 1300 lm)			X	X		X	X		X	X	X [5]		X
Sure-Lite	EBP450X													
	EBP700X													
	EBP1400NCF [2, 3]	X	X	X	X	X	X	X	X [4]	X [4]	X	X	X	

NOTES: **1.** For battery wired for two lamps, specify "/2L" after battery description. **2.** Due to size, battery cannot be installed in 2-lamp and 4-lamp 2' x 2's, except RDI. **3.** Will not operate two (2) lamps. **4.** Due to battery size, a wide ballast cover is used. **5.** 2' x 4' only.

SURFACE EMERGENCY OPTIONS

Brand	Battery	M/MC	SA	WN	WS	CR	RWW [6]	CL	BA/BAU	BI/BIU [6]	BE/BEU [6]	BC [6]
Generic	EL4 (350-500 lm)	X	X	X	X	X	X		X	X	X	X
	EL5 (up to 700 lm)	X	X	X	X	X	X		X	X	X	X
	EL8 (600-700 lm)	X	X	X	X	X	X		X	X	X	X
	EL5HO (up to 600 lm)	X	X	X	X	X	X		X	X	X	X
	EL14 (600-1400 lm) [1]	X	X	X	X	X	X		X	X	X	X
Bodine	EL-B100 (350-450 lm)	X	X	X	X	X	X		X [4]	X	X	X
	EL-B90 (500-600 lm)	X	X	X	X	X	X		X [4]	X	X	X
	EL-B70A (600-700 lm)	X	X		X	X	X		X [4]	X	X	X
	EL-B60 (600-700 lm)	X	X	X	X	X	X		X [4]	X	X	X
	EL-B60LPU (600-700lm)	X	X		X	X	X		X	X	X	X
	EL-B50 (1100-1400 lm) [1, 2]	X	X		X	X	X		X [4]	X	X	X
	EL-B50ST (1100-1400 lm) [1, 2]	X	X		X	X	X		X [4]	X	X	X
	EL-B50RCT (1100-1400 lm) [1, 2]	X	X		X	X	X		X [4]	X	X	X
	EL-LP500 (370-520 lm)						X					
	EL-LP550 (390-700 lm)						X					
	EL-LP600 (600-1325 lm)						X					
Iota	EL-I32 (up to 550 lm)	X	X	X	X	X	X		X	X	X	X
	EL-I40 (up to 700 lm)	X	X	X	X	X	X		X	X	X	X
	EL-I48 (up to 700 lm)	X	X		X	X	X		X	X	X	X
	EL-I320 (1300 lm) [1, 2]	X	X		X	X	X		X [4]	X	X	X
	EL-I880 (2000 lm) [1, 2]	X	X		X	X	X		X [4]	X	X	X
	EL-I232 (2 @ 1400 lm) [2]	X	X		X	X	X		X [4]	X	X	X
	EL-ISD80 (1300 lm) [1, 2]	X	X		X	X	X		X [4]	X	X	X
	EL-ISL28 (up to 500 lm) [3]						X					
	EL-ISL54 (up to 825 lm)						X					
	EL-ISL540 (up to 1300 lm)						X					
Sure-Lite	EBP450X											
	EBP700X											
	EBP1400NCF(1400lm) [2, 3]	X	X		X	X	X		X [4]	X [4]	X	X

NOTES: **1.** For battery wired for two lamps, specify "/2L" after battery description. **2.** Due to size, battery cannot be installed in 2-lamp and 4-lamp 2' x 2's, except RDI. **3.** Will not operate 2-lamps. **4.** Due to battery size, a wide ballast cover is used. **5.** 2' x 4' only. **6.** Due to size limitations, battery cannot be installed in two foot (2') units.

PRODUCT INFORMATION FOR EXTENDED OPTIONS

Nomenclature	Description	P5	P4	EP3/HP3	P3	P2/HP2	OPTICA	GC	GC8	GR8/GR5	GCA	RWW	RDI	AC/AC2	ALN
PL5/120	PL5 Night Light wired 120V	X	X	X		X		X			X	X	X		
PL5/277	PL5 Night Light wired 277V	X	X	X		X		X			X	X	X		
PL7/120	PL7 Night Light wired 120V	X	X	X		X		X			X	X	X		
PL7/277	PL7 Night Light wired 277V	X	X	X		X		X			X	X	X		
PL9/120	PL9 Night Light wired 120V	X	X	X		X		X			X	X	X		
PL9/277	PL9 Night Light wired 277V	X	X	X		X		X			X	X	X		
PL13/120	PL13 Night Light wired 120V	X	X	X		X		X			X	X	X		
PL13/277	PL13 Night Light wired 277V	X	X	X		X		X			X	X	X		
LAP [1]	Less Access Plate	X	X	X		X	X	X	X	X				X	X
LAO [2]	Less Access Opening	X	X	X		X	X	X	X	X	X			X	X
FR	Suitable for Install Fire Rated Ceiling	X	X	X		X		X	X	X	X		X	X	X
IC	IC-Rated [6]			X		X	X	X	X	X			X	X [10]	X
G1	Gasket btw DR Frm and Housing							X	X	X	X				
G2 [3]	Gasket btw DR Frm and Housing, btw Lens and DR Frm							X	X [5]		X				
G3 [3]	Gasket btw DR Frm and Hous, btw Lens and DR Frm on Mnt Surf of Trm							X	X [5]		X				
VRS	Vandal Resistant Screws (2FT - 2; 4FT - Four (4) screws)							X							
6/VRS	Six (6) Vandal Resistant Screws							X							
MEP [4]	Modified End Plate	X	X	X		X	X	X			X				
REP	Riveted End Plate	X	X	X		X	X	X	X		X	X	X		X
6/LC	Six (6) Lens Clips							X	X						
2BC	Second Ballast Cover		X [7]	X [7]		X [7]		X [7]	X [8]	X [8]	X				
EM/BC	EM Installed in field [9] (Wide or standard BC used in fixture)	X	X	X		X	X	X	X	X	X				
1IN/MLAB	One Inch (1") Mark Labeling	X	X	X	X	X		X	X		X	X	X		
2IN/MLAB	Two Inch (2") Mark Labeling	X	X	X	X	X		X	X		X	X	X		
PAF	Painted After Fabrication		X	X		X		X	X		X				X
DS	Debris Shield												X		

NOTES: **1.** Option used when housing access plates are shipped ahead for pre-wiring. **2.** Required for 2-lamp or 4-lamp 2' x 2' fixture when two (2) ballast or one (1) ballast and emergency are requested. **3.** Aluminum door and minimum 0.125" shielding. **4.** Installation requires end fillers and may require end support bracket. See accessory page for further details. **5.** Aluminum doorframe (FA/RA) only. **6.** See product spec sheet for limitations. **7.** For 2' x 2' 3L, 2BC is standard. See product spec sheet for additional info. **8.** For 2' x 2' 3L Biax or U1-5/8, 2BC is standard; 2U6T8, 3T5 or 3T8, 2BC is optional. **9.** Refer to EM table above for fit. **10.** AC only.

PACKAGING (REQUIRED)

Nomenclature	Description	P5	P4	EP3/HP3	P3	P2/HP2	OPTICA	GC	GC8	GR8/GR5	GCA	RWW	RDI	AC	AC2	ALN
U	Unit Pack	X	X	X	X	X	X	X	X	X	X	X	X	X	X	X
PAL	Job Pack, out of carton	X	X	X		X	X	X	X		X					
PALC	Job Pack, in carton	X	X	X		X	X	X	X		X	X	X	X	X	X

EATON
Powering Business Worldwide

Eaton
1121 Highway 74 South
Peachtree City, GA 30269
P: 770-486-4800
www.eaton.com/lighting

Specifications and dimensions subject to change without notice.

PARABOLIC, RECESSED AND SURFACE ELECTRICAL OPTIONS AND ACCESSORIES

	Designation	Description
Ballasts 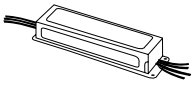		Refer to product spec sheets for ballast options.
Emergency Lighting 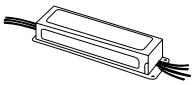 (for additional lamp lumen performance refer to Sure-Lites spec sheet)	**EL4** (350-500 lumens) Two Foot (2') - Four Foot (4') RS, SL, and Compact	Self-contained, operates one lamp at emergency levels for 90 minutes upon power loss (120V or 277V). For Dry Locations only.
	EL8 (600-700 lumens) Two Foot (2') - Eight Foot (8') RS, SL, HO and Compact	
	EL5 (up to 700 lumens) Two Foot (2') - Four Foot (4') T5	
	EL5HO (up to 600 lumens) Two Foot (2') - Four Foot (4') T5HO	
	EL14 (600 to 1400 lumens) Three Foot (3') - Eight Foot (8') RS, SL and HO; Two Foot (2') - Four Foot (4') T5 and T5HO	
Fusing (Internal or External)	**GL**	Single Element (Fast Blow) Fuse
	GM	Double Element (Slow Blow) Fuse
Night Lights **(Parabolic, Recessed and Surface only)**	**PL**	Compact lamp fluorescent night light (5, 7, 9 or 13 Watt lamp, specify voltage 120V or 277V). Example: PL-13/120V

PARABOLIC, RECESSED AND SURFACE WIRING OPTIONS AND ACCESSORIES

	Ordering Information	Description
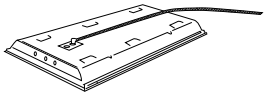	**SAMPLE NUMBER:** A3/8-2/18G **A**=Attached Flex **Flex Size** **3/8** **1/2** **Number of Conductors**(1) **2/** **3/** **4/** **5/** **Gauge of Wire** **18** **12** **G**=Ground **Blank or /EM**=For field install EM **NOTES**: **1.** For fixtures with emergencies, extra conductor must be added to accommodate hot lead for EM.	3/8" factory prewired flex wired into fixture access plate. Various wire gauges and number of wires available. Six foot (6') lengths only. The Flex set consists of the following: • One wago connector per wire • Six feet (6') of steel flex • Eighteen (18) gauge TFN wire, seven (7') foot leads, exposing six inches (6") out of each end • One ninety degree (90°) flex connector • One straight-in flex connector • One access plate
Master/Satellite 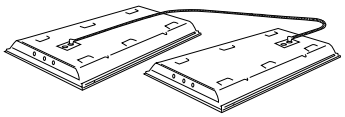		Labor Saving tandem wiring system. Both installation and energy efficient. (See Master/Satellite Concept page or consult Pre-Sales Technical Support for additional information.)
Modular Wiring Systems 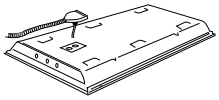		Component wiring system, provides cost and labor saving alternative to conventional hardwiring. Uses interchangeable modular components. Offers portability and versatility in lighting configurations. (See MWS Section or consult Pre-Sales Technical Support for additional ordering information.)

	Designation	Description
Vandal Resistant Door (GC only)	**VRS**	Flat doors only. Frame secured with four (4) or six (6/VRS) torx head with center pin head screws. (No latches)
End Knockouts (M, MC and SA Series) 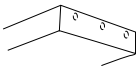	**EKO**	7/8" KO's in end of fixture housing. Number of KO's and location varies by fixture type.
T-Bar Safety Clips (U.L. Listed 912Y and E61165) 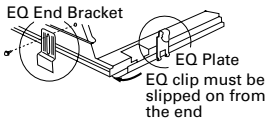	**EQ-CLIP-U** (Black)	UL approved safety clips used to secure recessed troffers to T-bar. EQ clips used on fixture sides. Order four (4) per fixture
	EQ-CLIP-WH (White)	
	T3A END E.Q. BRACKET PARTS BAG	EQ clips for use on fixture ends. Comes with four (4) screws and four (4) brackets.
Optional Painted And Natural Door Frames (GC only) 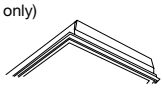	**Blank -** (White Door Frame) Standard	Baked enamel finish
	BDF - (Black Door Frame)	Baked enamel finish
	FA, RA, FAN, RAN, FAB, RAB	See spec sheets for aluminum door finish
Heat Removal Dampers **Note:** Parabolic troffers only	**HRD**_ **C**=Closed **O**=Open	Used on heat removal luminaires to adjust or close off air flow through the housings. (See fixture catalog page for series ordering information).
Air Pattern Control Vanes	**AV**	Adjustable air pattern control vanes to adjust or direct air flow on Air Supply/Air Return Troffers. (See fixture catalog page for series ordering information)
Lamps, Furnished/Installed		See Troffer Lamp Options Page
Paralux Louver Finishes 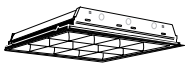	**I=**Semi-Specular/Low Iridescent	Louver formed of "Low Iridescent" aluminum incorporating an oxide coating which counteracts the iridescent effect/rainbowing
	MI=Specular, Mirrored/Low Iridescent	Louver formed of specular anodized aluminum. Finish is anodic oxide coating. (See fixture catalog pages for additional ordering information)
	P=White	Louver formed from white pre-painted aluminum.

Suspension Sets	Designation		Ordering Information
Stem Sets 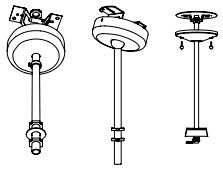 **SCF** **SCS** **SCA**	**SCF-XX-B**	Fixed Stem Set	**CCF** — **Type of Kit** **CCA**=Adjustabe Cable Kit **CCF**=Fixed Length Cable Kit
	SCS-XX-B (Deep Canopy, 3/8" stem, 5/8" Outside Diameter) **XX=**Length 6", 8", 12", 24", 36", 48", 60", 72"	Swivel Stem Set	**18** — **Length of Cable** **Fixed Length** **12**=12" long **15**=15" long **18**=18" long **21**=21" long **24**=24" long **27**=27" long **48**=48" long **Adjustable** **120**=120" long
	SCA-48-B	Field cutable Stem Set (1/4" IPS Stem, 1/2" O.D.)	**NPF** — **Configuration** **NPF**=Non Power Feed **PFS**=Straight Cord Power **PFC**=Curly Cord Power Feed
	Used with all surface fixtures as stem sets. SCS stems have forty-five degree (45°) swivel, one direction. One set consists of one (1) stem assembly. Minimum of two (2) sets required per fixture. NOTE: Coupler, three-eights inch (3/8") IPS Pipe Coupler to join lengths. Coupler is standard baked white enamel or special order of black.		
Cable Sets 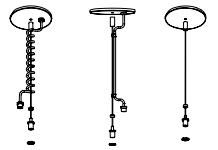 **CCA PFC** **CCA PFS** **CCA NPF**	**CCA-XX-PFC-C**	CCA=Adjustable Cable (XX=48" or 120")	
	CCA-XX-PFS-U	CCF=Fixed Cable (XX=12", 15", 18", 21", 24", or 27")	
	CCA-XX-NPF-U	PFC=Power Feed, Coil Power Cord	
	CCF-XX-PFC	PFS=Power Feed, Straight Power Cord	
	CCF-XX-PFS	NPF=Non-Power Feed	
	CCF-XX-NPF	**NOTE:** Coupler, Three-eights inch (3/8") IRS Pipe Coupler to join lengths. Coupler is standard baked white enamel or special order of black.	

PARABOLIC, RECESSED AND SURFACE MISCELLANEOUS OPTIONS AND ACCESSORIES

	Designation	Description
Plaster Frames 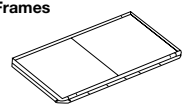	**95-PF-14-U (1x4)**	Heavy Gauge Metal Construction for new construction plaster ceiling. Used with Flanged Recessed Fixtures (Intended to serve as a plaster stop only, not to fit into an opening).
	95-PF-22-U (2x2)	
	95-PF-24-U (2x4)	
Rated Construction 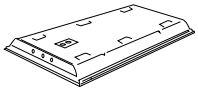	**FR** Example: 2GC-332A-UNV-EB81-FR-U	Fixture Classification for Fire Rated Ceiling Fixture is FR labeled "SUITABLE FOR INSTALLATION IN FIRE RATED CEILINGS" when applied in conformance with the designs specified in the "Underwriters Laboratories Fire Resistance Directory".
	IC Example: 2GR8IC-332A-UNV-EB81-U	Fixture Classification for Insulated Ceiling Fixture is IC labeled "SUITABLE FOR DIRECT CONTACT TO INSULATION". Refer to www.cooperlighting.com for available fixtures.
Fixture Gasketing **Note**: G2 and G3 gasket options are only available on GC fixtures (aluminum) or GC8 fixtures using aluminum frames. Gasketing availability: GC/GC8. No HR, air or louvers. (Lens minimum and maximum = 0.125)	**G1**	Neoprene gasket between door frame and fixture housing.
	G2	G1 gasketing plus vinyl gasketing between lens and door frame.
	G3 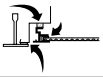	G1 and G2 gasketing plus neoprene gasketing on mounting surface of fixture trim. (Grid or Flange). Field installed.
Side Filler Panel 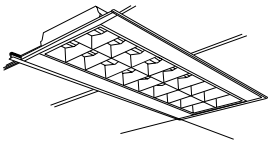	**SFP-4FT-B** 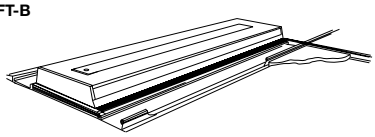	Heavy gauge side filler panels for 20" x 48" fixture for use in a 2' x 4' ceiling installation. (Baked white finish/two (2) per set).
Spacer	**A-1-B/SPACER-B**	Spaces fixture one and one-half Inch (1-1/2") to two and one-half inches (2-1/2") from ceiling. (Use with all strips and industrials)
End Fillers 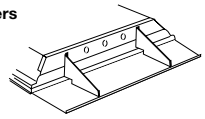	**12-EFS-B (1x2, 1x4)**	Six Inch (6") Heavy gauge end fillers. Use two (2) per fixture. End fillers lay on T-bars and are held in place by fixtures but are not attached.
	20-EFS-B (20x48)	
	24-EFS-B (2x2, 2x4)	
End Support Brackets	**ESS-B**	Heavy gauge end support brackets. Four (4) per fixture are required when fixtures are supported from ends. Must be used with fixture that has a modified end plate (MEP).
Ovation Shield Cable Option 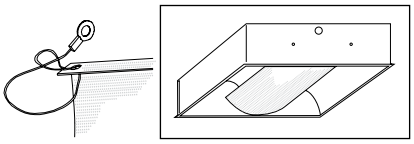 **Example:** (Center Mount) 2RDI-2BX40RP-120V-EB51-LSC (Side Mount) 2RDI-2BX40RP-120V-EB51-LSCS	**LSC** Center Mount	The lamp shield cable (LSC) is a factory option available for any and all Ovation products. For center mount Ovation models, use the LSC option. For side-mount, use the LSCS option. Ovation products specified with this option ship with a parts bag that contains the safety lanyards, clear rubber "caps" and instruction sheet.
	LSCS Side Mount	
Palletizing	**PAL**	Un-cartoned fixtures secured by corrugated end cap protectors and heavy gauge stretch wrap. Fast and efficient handling.
	PALC	Fixtures in cartons secured by heavy gauge stretch wrap. Fast and efficient handling.

TROFFER LOUVER OPTIONS

Brand	Catalog Logic	Size	Description	GC	GC8	GC8FA/RA	GR8/GR5	GCAFA/RA	M/MC [2]
Generic	PB1S	1/2" x 1/2" x 1/2" [1]	Small Cell Parabolic, Silver, Styrene	X	X	X	X	X	X
	PB1SA	1/2" x 1/2" x 1/2" [1]	Small Cell Parabolic, Silver, Acrylic	X	X	X	X	X	X
	PB2S	1-1/2" x 1-1/2" x 1"	Medium Cell Parabolic, Silver, Styrene	X	X	X		X	X
	PB2SA	1-1/2" x 1-1/2" x 1"	Medium Cell Parabolic, Silver, Acrylic	X	X	X		X	X
	PB3S	3/4" x 3/4" x 1/2"	Enhanced Efficiency Parabolic, Silver, Styrene	X	X	X		X	X
	PB3SA	3/4" x 3/4" x 1/2"	Enhanced Efficiency Parabolic, Silver, Acrylic	X	X	X		X	X
	PB4S	3" x 3" x 1-1/2"	Large Cell Parabolic, Silver, Styrene	X	X	X		X	X
	PB4SA	3" x 3" x 1-1/2"	Large Cell Parabolic, Silver, Acrylic	X	X	X		X	X
	PB5S	3/4" x 3/4" x 3/8"	High Efficiency Controlled Louver, Silver, Styrene	X	X	X		X	X
	PB5SA	3/4" x 3/4" x 3/8"	High Efficiency Controlled Louver, Silver, Acrylic	X	X	X		X	X
	PL	1/2" x 1/2" x 1/2"	Straight Blade White Louver, Styrene	X	X	X		X	X
	PLA	1/2" x 1/2" x 1/2"	Straight Blade White Louver, Acrylic	X	X	X		X	X
	AL	1/2" x 1/2" x 1/2"	Straight Blade, Mill Finish, Aluminum Louver	X		X		X	X
	ALW	1/2" x 1/2" x 1/2"	Straight Blade, White, Aluminum Louver	X		X		X	X

NOTES: **1.** Dimensions are nominal size. **2.** For 3-lamp or SMB housing, 1/2" or less shielding thickness only.

TROFFER LENS OPTIONS [3]

Brand	Lens	Thickness	GC	GC8	GC8FA/RA	GR8/GR5	GCAFA/RA	M/MC
Generic	A	0.095	X	X	X	X	X	X
	A125	0.125	X	X	X	X	X	X
	AT125	0.125	X	X	X	X	X	X
	A125MIN	.125 min	X	X	X	X	X	X
	AT125MIN	.125 min	X	X	X	X	X	X
	A125/RFI	0.125	X	X	X	X	X	X
	A19/156	0.156	X	X	X	X	X	X
	A19T/156	0.156	X	X	X	X	X	X
	A19/156RFI	0.156	X	X	X	X	X	X
	A12/170	0.170	X				X	X
	A19/187	0.187	X				X	X
	A12/187	0.187	X				X	X
	DA	0.080	X	X	X			X
	DA125	0.125	X	X	X			X
	K12/125	0.125	X	X	X		X	X
	K12/125MIN	.125 min	X	X	X		X	X
	POLY12/125	0.125	X	X	X		X	X
	POLY12/187	0.187	X				X	X
KSH	ACTF140	0.140	X	X	X		X	X
	ACTF187	0.187	X				X	X
	FGW080	0.080	X	X	X		X	X
	FGW125	0.125	X	X	X		X	X
	K12/125	0.125	X	X	X		X	X
	K12/125MIN	.125 min	X	X	X		X	X
	K12/125RFI	0.125	X	X	X		X	X
	A15	0.200	X				X	X
	A19/156	0.156	X	X	X	X	X	X
	A19T/156	0.156	X	X	X		X	X
	A19/156RFI	0.156	X	X	X		X	X
	K12/187	0.187	X				X	X
	A19/187	0.187	X				X	X
	KSH20/140	0.140	X	X	X		X	X
	KSH23/125	0.125	X	X	X		X	X
	KSH3E	0.150	X	X	X		X	X
	KSH32	0.130	X	X	X		X	X
PSI	PSA4/RFI	variable	X				X	X
	P35	0.170	X				X	X

NOTES: **Inverted Lens -** For inverted lens add "INV" to lens description. (Not available for GR8/GR5). **3.** For additional lens options consult factory.

Eaton
1121 Highway 74 South
Peachtree City, GA 30269
P: 770-486-4800
www.eaton.com/lighting

Specifications and dimensions subject to change without notice.

PRODUCT INFORMATION FOR LAMPS

Brand	Lamp	P5	P4	EP3/HP3	P2/HP2	OPTICA	RDI/A	GC	GC8	GR8	GR5	GCA	RWW	AC	AC2	ALN
Generic [2]	L8730	X	X	X	X	X	X	X	X	X		X	X	X	X	X
	L8735	X	X	X	X	X	X	X	X	X		X	X	X	X	X
	L8741	X	X	X	X	X	X	X	X	X		X	X	X	X	X
	L8830	X	X	X	X	X	X	X	X	X		X	X	X	X	X
	L8835	X	X	X	X	X	X	X	X	X		X	X	X	X	X
	L8841	X	X	X	X	X	X	X	X	X		X	X	X	X	X
	LB30	X	X	X			X						X	X		X
	LB35	X	X	X			X						X	X		X
	LB41	X	X	X			X						X	X		X
	L5830	X	X	X	X	X	X	X			X	X	X	X	X	X
	L5835	X	X	X	X	X	X	X			X	X	X	X	X	X
	L5841	X	X	X	X	X	X	X			X	X	X	X	X	X

NOTES: **1.** Add "HL" (High Lumen) to lamp ordering logic to indicate high-lumen lamp; generic HL lamps available for 32T8 or 28T5 only. Add "C" to specify Cover-guard lamps installed. **2.** Generic lamp product information also valid for GE, Philips and Sylvania lamp technologies. See product information for specified lamps below.

PRODUCT INFORMATION FOR SPECIFIED LAMPS

T8 **SAMPLE NUMBER:** LGF28T8 / SPX41M / XL

Lamp	Brand	Wattage	CRI	Kelvin	Type (not for Biax) [3]
L	**G**=GE	**BX**=40, 50 or 55W Biax (all Biax SPX only) **F17**=17W **F28**=28W **F32**=32W	**SP**=78 CRI **SPX**=83+ CRI [3]	**30M/**=3000K **35M/**=3500K **41M/**=4100K [3] **50M/**=5000K [3] **WM**=Watt-Miser	**OC8**=Octron T8 or ECO **XL**=Extended Life **SXL**=Super Extended Life **HL**=High Lumen XL **CVG**=Coverguard
L	**W**=Philips	**FO17T8M/**=17W **FO28T8M/**=28W **FO32T8M/**=32W	**TL7**=78 CRI **TL8**=85 CRI [4] **ADV**=Advantage, High Lumen, Long Life	**30**=3000K **35**=3500K **41**=4100K **50**=5000K [4]	**Blank**=ALTO **PLUS**=Plus, Long Life **EWithLL**=Energy Advantage, Long Life
L	**S**=Sylvania	**FO17M/T8**=17W **FO28M/T8**=28W **FO32M/T8**=32W	**7**=75+ CRI **8**=85 CRI [5]	**30**=3000K **35**=3500K **41**=4100K **50**=5000K [5]	**Blank**=ECO **XP**=Extended Performance, ECO3 **XP/SS**=Super Saver XP **XPS**=High Lumen, Extended Performance **XPXL**=Extra Life/Extended Performance

NOTES: **3.** XL, SXL and HL lamp CRI values are 81-82 for 4100K or 80 for 5000K. **4.** CRI value of 82 for 5000K. **5.** XPS and XPXL lamp CRI values are 81 for 5000K.

T5 and T5HO **SAMPLE NUMBER:** LWF28T5M / 850

Lamp	Brand	Wattage	Other	CRI	Kelvin	Type (not for Biax)
L	**G**=GE **W**=Philips **S**=Sylvania	**F14T5**=14WT5 **F21T5**=21WT5 **F24T5**=24WT5HO **F28T5**=28WT5 **F39T5**=39WT5HO **F54T5**=54WT5HO	**47W**=47WT5HO (GE only) **[Blank]**=51WT5HO (GE only)	**M/8**=85+ CRI	**30**=3000K **35**=3500K **41**=4100K **50**=5000K	**WM**=Watt-Miser (GE only) **HL**=High Lumen XL (T5 only) **HOEA49**=49W (Philips only) **HOEA44**=44W (Philips only)

T8 U-LAMP **SAMPLE NUMBER:** LSF031M / 835XP

Lamp	Brand	Wattage	CRI	Kelvin		Type
L	**G**=GE		**SP**=78 CRI **SPX**=82+ CRI	**30**=3000K **35**=3500K **41**=4100K **50**=5000K [6]	**M/OC8U6**=32W Six Inch (6") T8 **M/U1-5/8**=31W One and Five-Eights Inch (1-5/8") T8	**WM**=Watt-Miser [7]
L	**W**=Philips	**F32T8**=32W Six Inch (6") T8	**M/TL7**=75 CRI **M/TL8**=85 CRI	**30**=3000K **35**=3500K **41**=4100K **50**=5000K		**Blank**=ALTO **XEW**=Energy Advantage (25W 6" U-lamp spacing only)
L	**S**=Sylvania	**FO32M/**=Six Inch (6") T8 **FO31M/**=One and Five-Eights Inch (1-5/8") T8	**7**=75 CRI **8**=85 CRI	**30**=3000K **35**=3500K **41**=4100K **50**=5000K [8]		**Blank**=ECO **XP**=Extended Performance **XP/SS**=Super Saver XP **XPS**=High Lumen, Extended Performance

NOTES: **6.** SPX only. **7.** 30W 6" U-Lamp Spacing only. **8.** 6" U6T8 75 CRI or 85 CRI XPS only.

Eaton
1121 Highway 74 South
Peachtree City, GA 30269
P: 770-486-4800
www.eaton.com/lighting

Specifications and dimensions subject to change without notice.

PARABOLICS AND RECESSED EMERGENCY OPTIONS

Brand	Battery	P5	P4	EP3/HP3	P2/HP2	OPTICA	RDI	GC	GC8	GR8/GR5	GCA	AC	AC2	ALN
Generic	EL4 (350-500 lm)	X	X	X	X	X	X	X	X	X	X	X	X	X
	EL5 (up to 700 lm)	X	X	X	X		X	X		X	X	X	X	X
	EL8 (600-700 lm)	X	X	X	X	X	X	X	X	X	X	X	X	X
	EL5HO (up to 600 lm)	X	X	X	X		X	X		X	X	X	X	X
	EL14 (600-1400 lm) [1]	X	X	X	X	X	X	X	X	X	X	X	X	X
Bodine	EL-B100 (350-450 lm)	X	X	X	X	X	X	X	X [4]	X [4]	X	X	X	
	EL-B90 (500-600 lm)	X	X	X	X	X	X	X	X [4]	X [4]	X	X	X	
	EL-B70A (600-700 lm)	X	X	X	X	X	X	X	X [4]	X [4]	X	X	X	
	EL-B60 (600-700 lm)	X	X	X	X	X	X	X	X [4]	X [4]	X	X	X	
	EL-B60LPU (600-700lm)	X	X	X	X	X	X	X	X	X	X	X	X	
	EL-B50 (1100-1400 lm) [1, 2]	X	X	X	X	X	X	X	X [4]	X [4]	X	X	X	
	EL-B50ST (1100-1400 lm) [1, 2]	X	X	X	X	X	X	X	X [4]	X [4]	X	X	X	
	EL-B50RCT (1100-1400 lm) [1, 2]	X	X	X	X	X	X	X	X [4]	X [4]	X	X	X	
	EL-LP500 (370-520 lm)			X	X		X	X		X	X	X [5]		X
	EL-LP550 (390-700 lm)			X	X		X	X		X	X	X [5]		X
	EL-LP600 (600-1325 lm)			X	X		X	X		X	X	X [5]		X
Iota	EL-I32 (up to 550 lm)	X	X	X	X	X	X	X	X	X	X	X	X	X
	EL-I40 (up to 700 lm)	X	X	X	X	X	X	X	X	X	X	X	X	X
	EL-I48 (up to 700 lm)	X	X	X	X	X	X	X	X	X	X	X	X	X
	EL-I320 (1300 lm) [1, 2]	X	X	X	X	X	X	X	X [4]	X [4]	X	X	X	
	EL-I880 (2000 lm) [1, 2]						X		X [4]	X [4]		X	X	
	EL-I232 (2 @ 1400 lm) [2]	X	X	X	X		X	X	X [4]	X [4]	X	X	X	
	EL-ISD80 (1300 lm) [1, 2]	X	X	X	X	X	X	X	X [4]	X [4]	X	X	X	
	EL-ISL28 (up to 500 lm) [3]			X	X		X	X		X	X	X [5]		X
	EL-ISL54 (up to 825 lm)			X	X		X	X		X	X	X [5]		X
	EL-ISL540 (up to 1300 lm)			X	X		X	X		X	X	X [5]		X
Sure-Lite	EBP450X													
	EBP700X													
	EBP1400NCF [2, 3]	X	X	X	X	X	X	X	X [4]	X [4]	X	X	X	

NOTES: **1.** For battery wired for two lamps, specify "/2L" after battery description. **2.** Due to size, battery cannot be installed in 2-lamp and 4-lamp 2' x 2's, except RDI. **3.** Will not operate two (2) lamps. **4.** Due to battery size, a wide ballast cover is used. **5.** 2' x 4' only.

SURFACE EMERGENCY OPTIONS

Brand	Battery	M/MC	SA	WN	WS	CR	RWW [6]	CL	BA/BAU	BI/BIU [6]	BE/BEU [6]	BC [6]
Generic	EL4 (350-500 lm)	X	X	X	X	X	X		X	X	X	X
	EL5 (up to 700 lm)	X	X	X	X	X	X		X	X	X	X
	EL8 (600-700 lm)	X	X	X	X	X	X		X	X	X	X
	EL5HO (up to 600 lm)	X	X	X	X	X	X		X	X	X	X
	EL14 (600-1400 lm) [1]	X	X	X	X	X	X		X	X	X	X
Bodine	EL-B100 (350-450 lm)	X	X	X	X	X	X		X [4]	X	X	X
	EL-B90 (500-600 lm)	X	X	X	X	X	X		X [4]	X	X	X
	EL-B70A (600-700 lm)	X	X		X	X	X		X [4]	X	X	X
	EL-B60 (600-700 lm)	X	X	X	X	X	X		X [4]	X	X	X
	EL-B60LPU (600-700lm)	X	X		X	X	X		X	X	X	X
	EL-B50 (1100-1400 lm) [1, 2]	X	X		X	X	X		X [4]	X	X	X
	EL-B50ST (1100-1400 lm) [1, 2]	X	X		X	X	X		X [4]	X	X	X
	EL-B50RCT (1100-1400 lm) [1, 2]	X	X		X	X	X		X [4]	X	X	X
	EL-LP500 (370-520 lm)						X					
	EL-LP550 (390-700 lm)						X					
	EL-LP600 (600-1325 lm)						X					
Iota	EL-I32 (up to 550 lm)	X	X	X	X	X	X		X	X	X	X
	EL-I40 (up to 700 lm)	X	X	X	X	X	X		X	X	X	X
	EL-I48 (up to 700 lm)	X	X		X	X	X		X	X	X	X
	EL-I320 (1300 lm) [1, 2]	X	X		X	X	X		X [4]	X	X	X
	EL-I880 (2000 lm) [1, 2]	X	X		X	X	X		X [4]	X	X	X
	EL-I232 (2 @ 1400 lm) [2]	X	X		X	X	X		X [4]	X	X	X
	EL-ISD80 (1300 lm) [1, 2]	X	X		X	X	X		X [4]	X	X	X
	EL-ISL28 (up to 500 lm) [3]						X					
	EL-ISL54 (up to 825 lm)						X					
	EL-ISL540 (up to 1300 lm)						X					
Sure-Lite	EBP450X											
	EBP700X											
	EBP1400NCF(1400lm) [2, 3]	X	X		X	X	X		X [4]	X [4]	X	X

NOTES: **1.** For battery wired for two lamps, specify "/2L" after battery description. **2.** Due to size, battery cannot be installed in 2-lamp and 4-lamp 2' x 2's, except RDI. **3.** Will not operate 2-lamps. **4.** Due to battery size, a wide ballast cover is used. **5.** 2' x 4' only. **6.** Due to size limitations, battery cannot be installed in two foot (2') units.

PRODUCT INFORMATION FOR EXTENDED OPTIONS

Nomenclature	Description	P5	P4	EP3/HP3	P3	P2/HP2	OPTICA	GC	GC8	GR8/GR5	GCA	RWW	RDI	AC/AC2	ALN
PL5/120	PL5 Night Light wired 120V	X	X	X		X		X			X	X	X		
PL5/277	PL5 Night Light wired 277V	X	X	X		X		X			X	X	X		
PL7/120	PL7 Night Light wired 120V	X	X	X		X		X			X	X	X		
PL7/277	PL7 Night Light wired 277V	X	X	X		X		X			X	X	X		
PL9/120	PL9 Night Light wired 120V	X	X	X		X		X			X	X	X		
PL9/277	PL9 Night Light wired 277V	X	X	X		X		X			X	X	X		
PL13/120	PL13 Night Light wired 120V	X	X	X		X		X			X	X	X		
PL13/277	PL13 Night Light wired 277V	X	X	X		X		X			X	X	X		
LAP [1]	Less Access Plate	X	X	X		X	X	X	X	X				X	X
LAO [2]	Less Access Opening	X	X	X		X	X	X	X	X	X			X	X
FR	Suitable for Install Fire Rated Ceiling	X	X	X		X		X	X	X	X		X	X	X
IC	IC-Rated [6]			X		X	X	X	X	X			X	X [10]	X
G1	Gasket btw DR Frm and Housing							X	X	X	X				
G2 [3]	Gasket btw DR Frm and Housing, btw Lens and DR Frm							X	X [5]		X				
G3 [3]	Gasket btw DR Frm and Hous, btw Lens and DR Frm on Mnt Surf of Trm							X	X [5]		X				
VRS	Vandal Resistant Screws (2FT - 2; 4FT - Four (4) screws)							X							
6/VRS	Six (6) Vandal Resistant Screws							X							
MEP [4]	Modified End Plate	X	X	X		X	X	X			X				
REP	Riveted End Plate	X	X	X		X	X	X	X		X	X	X		X
6/LC	Six (6) Lens Clips							X	X						
2BC	Second Ballast Cover		X [7]	X [7]		X [7]		X [7]	X [8]	X [8]	X				
EM/BC	EM Installed in field [9] (Wide or standard BC used in fixture)	X	X	X		X	X	X	X	X	X				
1IN/MLAB	One Inch (1") Mark Labeling	X	X	X	X	X		X	X		X	X	X		
2IN/MLAB	Two Inch (2") Mark Labeling	X	X	X	X	X		X	X		X	X	X		
PAF	Painted After Fabrication		X	X		X		X	X		X				X
DS	Debris Shield												X		

NOTES: **1.** Option used when housing access plates are shipped ahead for pre-wiring. **2.** Required for 2-lamp or 4-lamp 2' x 2' fixture when two (2) ballast or one (1) ballast and emergency are requested. **3.** Aluminum door and minimum 0.125" shielding. **4.** Installation requires end fillers and may require end support bracket. See accessory page for further details. **5.** Aluminum doorframe (FA/RA) only. **6.** See product spec sheet for limitations. **7.** For 2' x 2' 3L, 2BC is standard. See product spec sheet for additional info. **8.** For 2' x 2' 3L Biax or U1-5/8, 2BC is standard; 2U6T8, 3T5 or 3T8, 2BC is optional. **9.** Refer to EM table above for fit. **10.** AC only.

PACKAGING (REQUIRED)

Nomenclature	Description	P5	P4	EP3/HP3	P3	P2/HP2	OPTICA	GC	GC8	GR8/GR5	GCA	RWW	RDI	AC	AC2	ALN
U	Unit Pack	X	X	X	X	X	X	X	X	X	X	X	X	X	X	X
PAL	Job Pack, out of carton	X	X	X		X	X	X	X		X					
PALC	Job Pack, in carton	X	X	X		X	X	X	X		X	X	X	X	X	X

EATON
Powering Business Worldwide

Eaton
1121 Highway 74 South
Peachtree City, GA 30269
P: 770-486-4800
www.eaton.com/lighting

Specifications and dimensions subject to change without notice.

PARABOLIC, RECESSED AND SURFACE ELECTRICAL OPTIONS AND ACCESSORIES

	Designation	Description
Ballasts 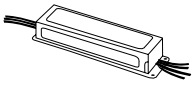		Refer to product spec sheets for ballast options.
Emergency Lighting 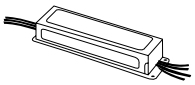 (for additional lamp lumen performance refer to Sure-Lites spec sheet)	**EL4** (350-500 lumens) Two Foot (2') - Four Foot (4') RS, SL, and Compact	Self-contained, operates one lamp at emergency levels for 90 minutes upon power loss (120V or 277V). For Dry Locations only.
	EL8 (600-700 lumens) Two Foot (2') - Eight Foot (8') RS, SL, HO and Compact	
	EL5 (up to 700 lumens) Two Foot (2') - Four Foot (4') T5	
	EL5HO (up to 600 lumens) Two Foot (2') - Four Foot (4') T5HO	
	EL14 (600 to 1400 lumens) Three Foot (3') - Eight Foot (8') RS, SL and HO; Two Foot (2') - Four Foot (4') T5 and T5HO	
Fusing (Internal or External)	**GL**	Single Element (Fast Blow) Fuse
	GM	Double Element (Slow Blow) Fuse
Night Lights **(Parabolic, Recessed and Surface only)**	**PL**	Compact lamp fluorescent night light (5, 7, 9 or 13 Watt lamp, specify voltage 120V or 277V). Example: PL-13/120V

PARABOLIC, RECESSED AND SURFACE WIRING OPTIONS AND ACCESSORIES

	Ordering Information	Description
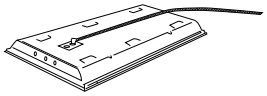	**SAMPLE NUMBER:** A3/8-2/18G **A**=Attached Flex **Flex Size** **3/8** **1/2** **Number of Conductors**(1) **2/** **3/** **4/** **5/** **Gauge of Wire** **18** **12** **G**=Ground **Blank or /EM**=For field install EM **NOTES**: **1.** For fixtures with emergencies, extra conductor must be added to accommodate hot lead for EM.	3/8" factory prewired flex wired into fixture access plate. Various wire gauges and number of wires available. Six foot (6') lengths only. The Flex set consists of the following: • One wago connector per wire • Six feet (6') of steel flex • Eighteen (18) gauge TFN wire, seven (7') foot leads, exposing six inches (6") out of each end • One ninety degree (90°) flex connector • One straight-in flex connector • One access plate
Master/Satellite 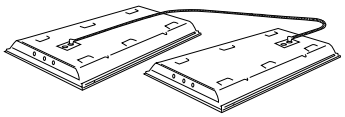		Labor Saving tandem wiring system. Both installation and energy efficient. (See Master/Satellite Concept page or consult Pre-Sales Technical Support for additional information.)
Modular Wiring Systems 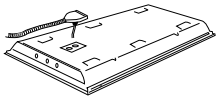		Component wiring system, provides cost and labor saving alternative to conventional hardwiring. Uses interchangeable modular components. Offers portability and versatility in lighting configurations. (See MWS Section or consult Pre-Sales Technical Support for additional ordering information.)

	Designation	Description
Vandal Resistant Door (GC only)	**VRS**	Flat doors only. Frame secured with four (4) or six (6/VRS) torx head with center pin head screws. (No latches)
End Knockouts (M, MC and SA Series) 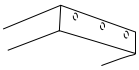	**EKO**	7/8" KO's in end of fixture housing. Number of KO's and location varies by fixture type.
T-Bar Safety Clips (U.L. Listed 912Y and E61165) 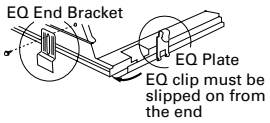	**EQ-CLIP-U** (Black)	UL approved safety clips used to secure recessed troffers to T-bar. EQ clips used on fixture sides. Order four (4) per fixture
	EQ-CLIP-WH (White)	
	T3A END E.Q. BRACKET PARTS BAG	EQ clips for use on fixture ends. Comes with four (4) screws and four (4) brackets.
Optional Painted And Natural Door Frames (GC only) 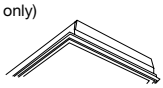	**Blank -** (White Door Frame) Standard	Baked enamel finish
	BDF - (Black Door Frame)	Baked enamel finish
	FA, RA, FAN, RAN, FAB, RAB	See spec sheets for aluminum door finish
Heat Removal Dampers **Note:** Parabolic troffers only	**HRD**_ **C**=Closed **O**=Open	Used on heat removal luminaires to adjust or close off air flow through the housings. (See fixture catalog page for series ordering information).
Air Pattern Control Vanes	**AV**	Adjustable air pattern control vanes to adjust or direct air flow on Air Supply/Air Return Troffers. (See fixture catalog page for series ordering information)
Lamps, Furnished/Installed		See Troffer Lamp Options Page
Paralux Louver Finishes 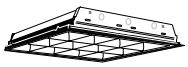	**I=**Semi-Specular/Low Iridescent	Louver formed of "Low Iridescent" aluminum incorporating an oxide coating which counteracts the iridescent effect/rainbowing
	MI=Specular, Mirrored/Low Iridescent	Louver formed of specular anodized aluminum. Finish is anodic oxide coating. (See fixture catalog pages for additional ordering information)
	P=White	Louver formed from white pre-painted aluminum.

Suspension Sets	Designation		Ordering Information
Stem Sets 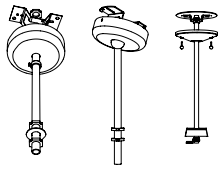 **SCF** **SCS** **SCA**	**SCF-XX-B**	Fixed Stem Set	**CCF** — **Type of Kit** **CCA**=Adjustabe Cable Kit **CCF**=Fixed Length Cable Kit
	SCS-XX-B (Deep Canopy, 3/8" stem, 5/8" Outside Diameter) **XX=**Length 6", 8", 12", 24", 36", 48", 60", 72"	Swivel Stem Set	**18** — **Length of Cable** **Fixed Length** **12**=12" long **15**=15" long **18**=18" long **21**=21" long **24**=24" long **27**=27" long **48**=48" long **Adjustable** **120**=120" long
	SCA-48-B	Field cutable Stem Set (1/4" IPS Stem, 1/2" O.D.)	**NPF** — **Configuration** **NPF**=Non Power Feed **PFS**=Straight Cord Power **PFC**=Curly Cord Power Feed
	Used with all surface fixtures as stem sets. SCS stems have forty-five degree (45°) swivel, one direction. One set consists of one (1) stem assembly. Minimum of two (2) sets required per fixture. NOTE: Coupler, three-eights inch (3/8") IPS Pipe Coupler to join lengths. Coupler is standard baked white enamel or special order of black.		
Cable Sets 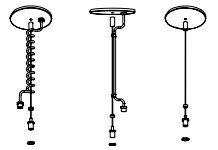 **CCA PFC** **CCA PFS** **CCA NPF**	**CCA-XX-PFC-C**	CCA=Adjustable Cable (XX=48" or 120")	
	CCA-XX-PFS-U	CCF=Fixed Cable (XX=12", 15", 18", 21", 24", or 27")	
	CCA-XX-NPF-U	PFC=Power Feed, Coil Power Cord	
	CCF-XX-PFC	PFS=Power Feed, Straight Power Cord	
	CCF-XX-PFS	NPF=Non-Power Feed	
	CCF-XX-NPF	**NOTE:** Coupler, Three-eights inch (3/8") IRS Pipe Coupler to join lengths. Coupler is standard baked white enamel or special order of black.	

PARABOLIC, RECESSED AND SURFACE MISCELLANEOUS OPTIONS AND ACCESSORIES

	Designation	Description
Plaster Frames 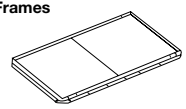	**95-PF-14-U (1x4)**	Heavy Gauge Metal Construction for new construction plaster ceiling. Used with Flanged Recessed Fixtures (Intended to serve as a plaster stop only, not to fit into an opening).
	95-PF-22-U (2x2)	
	95-PF-24-U (2x4)	
Rated Construction 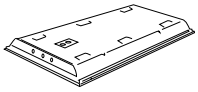	**FR** Example: 2GC-332A-UNV-EB81-FR-U	Fixture Classification for Fire Rated Ceiling Fixture is FR labeled "SUITABLE FOR INSTALLATION IN FIRE RATED CEILINGS" when applied in conformance with the designs specified in the "Underwriters Laboratories Fire Resistance Directory".
	IC Example: 2GR8IC-332A-UNV-EB81-U	Fixture Classification for Insulated Ceiling Fixture is IC labeled "SUITABLE FOR DIRECT CONTACT TO INSULATION". Refer to www.cooperlighting.com for available fixtures.
Fixture Gasketing **Note**: G2 and G3 gasket options are only available on GC fixtures (aluminum) or GC8 fixtures using aluminum frames. Gasketing availability: GC/GC8. No HR, air or louvers. (Lens minimum and maximum = 0.125)	**G1**	Neoprene gasket between door frame and fixture housing.
	G2	G1 gasketing plus vinyl gasketing between lens and door frame.
	G3 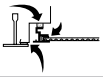	G1 and G2 gasketing plus neoprene gasketing on mounting surface of fixture trim. (Grid or Flange). Field installed.
Side Filler Panel 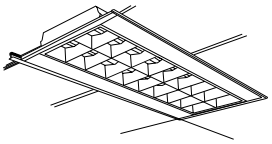	**SFP-4FT-B** 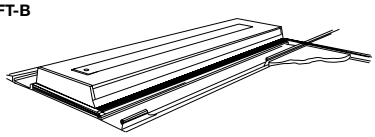	Heavy gauge side filler panels for 20" x 48" fixture for use in a 2' x 4' ceiling installation. (Baked white finish/two (2) per set).
Spacer	**A-1-B/SPACER-B**	Spaces fixture one and one-half Inch (1-1/2") to two and one-half inches (2-1/2") from ceiling. (Use with all strips and industrials)
End Fillers 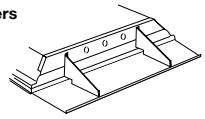	**12-EFS-B (1x2, 1x4)**	Six Inch (6") Heavy gauge end fillers. Use two (2) per fixture. End fillers lay on T-bars and are held in place by fixtures but are not attached.
	20-EFS-B (20x48)	
	24-EFS-B (2x2, 2x4)	
End Support Brackets	**ESS-B**	Heavy gauge end support brackets. Four (4) per fixture are required when fixtures are supported from ends. Must be used with fixture that has a modified end plate (MEP).
Ovation Shield Cable Option 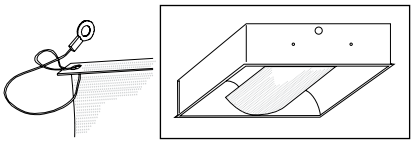 **Example:** (Center Mount) 2RDI-2BX40RP-120V-EB51-LSC (Side Mount) 2RDI-2BX40RP-120V-EB51-LSCS	**LSC** Center Mount	The lamp shield cable (LSC) is a factory option available for any and all Ovation products. For center mount Ovation models, use the LSC option. For side-mount, use the LSCS option. Ovation products specified with this option ship with a parts bag that contains the safety lanyards, clear rubber "caps" and instruction sheet.
	LSCS Side Mount	
Palletizing	**PAL**	Un-cartoned fixtures secured by corrugated end cap protectors and heavy gauge stretch wrap. Fast and efficient handling.
	PALC	Fixtures in cartons secured by heavy gauge stretch wrap. Fast and efficient handling.