

Stock Guide - 1st Quarter 2018



Halo • Halo Track & Surface • Halo Commercial • Metalux • All-Pro Ambient • Lumark Outdoor •
All-Pro Outdoor Security & Worklights • Sure-Lites • All-Pro Emergency • Atlite Emergency/Exit • Portfolio • IRiS •
Lumiere • McGraw-Edison • Fail-Safe • MWS • HID Accessories • Poles • Controls

EATON

Powering Business Worldwide





CATALOG
NUMBER

DESCRIPTION





UPC CODE WEIGHT CASE QTY PALLET QTY IL CA NJ TX GA

Halo


3" H3 Housing

| | | | | | | | | | | | | | |
|--|---|---|--------------|-------|---|-----|--------------------------|--------------------------|--------------------------|--------------------------|--------------------------|-------------------------------------|---|
|  | IC Air-Tite - H36ICAT H36ICAT | 3" HOUSING IC AIR-TITE SHALLOW CEILING 120V LINE VOLTAGE, GU10 | 623961361302 | 4.359 | 4 | 64 | <input type="checkbox"/> | <input type="checkbox"/> | <input type="checkbox"/> | <input type="checkbox"/> | <input type="checkbox"/> | <input checked="" type="checkbox"/> | ★ |
|  | IC Air-Tite - H38ICAT H38ICAT | 3" HOUSING IC AIR-TITE 120V LINE VOLTAGE, GU10 | 623961361272 | 4.5 | 4 | 80 | <input type="checkbox"/> | <input type="checkbox"/> | <input type="checkbox"/> | <input type="checkbox"/> | <input type="checkbox"/> | <input type="checkbox"/> | ★ |
|  | Non-IC Air-Tite Remodel H36RTAT | 3" HOUSING NON-IC AIR-TITE SHALLOW CEILING 120V LINE VOLTAGE, REMODEL, GU10 | 623961361326 | 0.57 | 6 | 252 | <input type="checkbox"/> | <input type="checkbox"/> | <input type="checkbox"/> | <input type="checkbox"/> | <input type="checkbox"/> | <input type="checkbox"/> | ★ |
|  | Non-IC Air-Tite H36TAT | 3" HOUSING NON-IC AIR-TITE SHALLOW CEILING 120V LINE VOLTAGE, GU10 | 623961377662 | 2.4 | 6 | 144 | <input type="checkbox"/> | <input type="checkbox"/> | <input type="checkbox"/> | <input type="checkbox"/> | <input type="checkbox"/> | <input type="checkbox"/> | ★ |

3" H3 Low Voltage Housing








| | | | | | | | | | | | | | |
|--|---|--|--------------|-------|---|-----|--------------------------|--------------------------|--------------------------|--------------------------|--------------------------|-------------------------------------|---|
|  | IC Air-Tite - H36LVICAT H36LVICAT | 3" HOUSING IC AIR-TITE SHALLOW CEILING 12V LOW VOLTAGE, MR16 | 623961361333 | 5.661 | 4 | 64 | <input type="checkbox"/> | <input type="checkbox"/> | <input type="checkbox"/> | <input type="checkbox"/> | <input type="checkbox"/> | <input checked="" type="checkbox"/> | ★ |
|  | IC Air-Tite - H38LVICAT H38LVICAT | 3" HOUSING IC AIR-TITE 12V LOW VOLTAGE, MR16 | 623961361289 | 5.16 | 4 | 80 | <input type="checkbox"/> | <input type="checkbox"/> | <input type="checkbox"/> | <input type="checkbox"/> | <input type="checkbox"/> | <input type="checkbox"/> | ★ |
|  | Non-IC Air-Tite Remodel H36LVRTAT | 3" HOUSING NON-IC AIR-TITE SHALLOW CEILING 12V LOW VOLTAGE REMODEL, MR16 | 623961361340 | 2.298 | 6 | 168 | <input type="checkbox"/> | <input type="checkbox"/> | <input type="checkbox"/> | <input type="checkbox"/> | <input type="checkbox"/> | <input type="checkbox"/> | ★ |
| | H36LVRTAT277 | 3" HOUSING NON-IC AIR-TITE SHALLOW CEILING, 277V (DUAL-TAP 120/277V) TRANSFORMER, LOW VOLTAGE, REMODEL, MR16 | 080083528479 | 3.2 | 6 | 216 | <input type="checkbox"/> | <input type="checkbox"/> | <input type="checkbox"/> | <input type="checkbox"/> | <input type="checkbox"/> | <input type="checkbox"/> | ★ |
|  | Non-IC Air-Tite H36LVTAT | 3" HOUSING NON-IC AIR-TITE SHALLOW CEILING 12V LOW VOLTAGE, MR16 | 623961361357 | 4.2 | 6 | 168 | <input type="checkbox"/> | <input type="checkbox"/> | <input type="checkbox"/> | <input type="checkbox"/> | <input type="checkbox"/> | <input type="checkbox"/> | ★ |
| | H36LVTAT277 | 3" HOUSING NON-IC AIR-TITE SHALLOW CEILING, 277V (DUAL-TAP 120/277V) TRANSFORMER, LOW VOLTAGE, MR16 | 623961690068 | 4.18 | 6 | 168 | <input type="checkbox"/> | <input type="checkbox"/> | <input type="checkbox"/> | <input type="checkbox"/> | <input type="checkbox"/> | <input type="checkbox"/> | ★ |

3" H3 Trim

| | | | | | | | | | | | | | |
|--|---|---|--------------|-------|----|-----|--------------------------|--------------------------|--------------------------|--------------------------|--------------------------|-------------------------------------|--|
|  | Adjustable Pinhole Baffle - 15 Degree Tilt 3001BKBB | 3" TRIM ADJUSTABLE 15 DEGREE PINHOLE BLACK TRIM WITH BLACK BAFFLE | 623961379673 | 0.675 | 36 | 864 | <input type="checkbox"/> | <input type="checkbox"/> | <input type="checkbox"/> | <input type="checkbox"/> | <input type="checkbox"/> | <input checked="" type="checkbox"/> | |
| | 3001TBZBB | 3" TRIM ADJUSTABLE 15 DEGREE PINHOLE TUSCAN BRONZE TRIM WITH BLACK BAFFLE | 623961591976 | 0.632 | 36 | 864 | <input type="checkbox"/> | <input type="checkbox"/> | <input type="checkbox"/> | <input type="checkbox"/> | <input type="checkbox"/> | <input checked="" type="checkbox"/> | |
| | 3001WHBB | 3" TRIM ADJUSTABLE 15 DEGREE PINHOLE WHITE TRIM WITH BLACK BAFFLE | 623961379727 | 0.632 | 36 | 864 | <input type="checkbox"/> | <input type="checkbox"/> | <input type="checkbox"/> | <input type="checkbox"/> | <input type="checkbox"/> | <input checked="" type="checkbox"/> | |
| | 3001SNBB | 3" TRIM ADJUSTABLE 15 DEGREE PINHOLE SATIN NICKEL TRIM WITH BLACK BAFFLE | 623961379703 | 0.638 | 36 | 432 | <input type="checkbox"/> | <input type="checkbox"/> | <input type="checkbox"/> | <input type="checkbox"/> | <input type="checkbox"/> | <input checked="" type="checkbox"/> | |












★ Indicates ARRA Eligible Product Ⓜ Indicates EISA Compliant Pulse Start Products  Indicates MarketPro Product


Please reference the Cooper Lighting Stock Guide Terms and Conditions page. Pictures are a representation of product categories and may not illustrate the exact skus listed. Product information is subject to change without notice. Consult factory representative for additional information and inventory details. Visit www.cooperlighting.com for more product information.

| CATALOG NUMBER | DESCRIPTION | UPC CODE | WEIGHT | CASE QTY | PALLET QTY | IL | CA | NJ | TX | GA |
|--|---|--------------|--------|----------|------------|----|----|----|----|----|
|  | Adjustable Pinhole Reflector - 15 Degree Tilt 3002WHC 3" TRIM ADJUSTABLE 15 DEGREE PINHOLE WHITE TRIM WITH CLEAR REFLECTOR | 623961384349 | 0.61 | 36 | 864 | | | • | | • |
|  | Adjustable Pinhole Baffle - 35 Degree Tilt 3003BKBB 3" TRIM ADJUSTABLE 35 DEGREE BAFFLE BLACK TRIM WITH BLACK BAFFLE | 623961384929 | 0.675 | 36 | 864 | • | | • | | • |
| | 3003SNB 3" TRIM ADJUSTABLE 35 DEGREE BAFFLE SATIN NICKEL TRIM WITH SATIN NICKEL BAFFLE | 623961384417 | 0.692 | 36 | 864 | | | | | • |
| | 3003TBZB 3" TRIM ADJUSTABLE 35 DEGREE BAFFLE TUSCAN BRONZE TRIM WITH TUSCAN BRONZE BAFFLE | 623961591990 | 0.69 | 36 | 864 | | • | | | • |
| | 3003WHBB 3" TRIM ADJUSTABLE 35 DEGREE BAFFLE WHITE TRIM WITH BLACK BAFFLE | 623961384431 | 0.6 | 36 | 864 | | • | | | • |
| | 3003WHWB 3" TRIM ADJUSTABLE 35 DEGREE BAFFLE WHITE TRIM WITH WHITE BAFFLE | 623961384455 | 0.68 | 36 | 864 | • | • | • | • | • |
|  | Adjustable Reflector - 35 Degree Tilt 3004SN 3" TRIM ADJUSTABLE 35 DEGREE REFLECTOR SATIN NICKEL TRIM WITH SATIN NICKEL REFLECTOR | 623961384523 | 0.675 | 36 | 864 | | • | | | • |
| | 3004TBZ 3" TRIM ADJUSTABLE 35 DEGREE REFLECTOR TUSCAN BRONZE TRIM WITH TUSCAN BRONZE REFLECTOR | 623961592003 | 0.621 | 36 | 864 | | | | | • |
| | 3004WHC 3" TRIM ADJUSTABLE 35 DEGREE REFLECTOR WHITE TRIM WITH CLEAR REFLECTOR | 623961384547 | 0.596 | 36 | 864 | • | • | • | • | • |
| | 3004WHH 3" TRIM ADJUSTABLE 35 DEGREE REFLECTOR WHITE TRIM WITH HAZE REFLECTOR | 080083588220 | 0.599 | 36 | 864 | | • | | • | • |
| | 3004WHW 3" TRIM ADJUSTABLE 35 DEGREE REFLECTOR WHITE TRIM WITH WHITE REFLECTOR | 623961401091 | 0.476 | 36 | 864 | • | • | • | • | • |
| | 3007TBZ 3" TRIM LENSED SHOWER LIGHT 15° TUSCAN BRONZE TRIM WITH TUSCAN BRONZE REFLECTOR | 080083607389 | 0.764 | 36 | 432 | | | | | • |
|  | Adjustable Slot Aperture - 35 Degree Tilt 3006TBZBB 3" TRIM ADJUSTABLE SLOT 35 DEGREE APERTURE TUSCAN BRONZE TRIM WITH BLACK BAFFLE | 623961592010 | 0.6 | 36 | 864 | | | | | • |
| | 3006WHBB 3" TRIM ADJUSTABLE SLOT 35 DEGREE APERTURE WHITE TRIM WITH BLACK BAFFLE | 623961379635 | 0.669 | 36 | 864 | • | • | | | • |
|  | Lensed Shower Light - 15 Degree Tilt 3007PCC 3" TRIM LENSED SHOWER LIGHT 15 DEGREE POLISHED CHROME TRIM WITH CLEAR REFLECTOR | 623961384776 | 0.613 | 6 | 864 | | | | | • |
| | 3007SN 3" TRIM LENSED SHOWER LIGHT 15 DEGREE SATIN NICKEL TRIM WITH SATIN NICKEL REFLECTOR | 623961384790 | 0.6 | 36 | 864 | | • | | | • |
| | 3007WHC 3" TRIM LENSED SHOWER LIGHT 15 DEGREE WHITE TRIM WITH CLEAR REFLECTOR | 623961384813 | 0.617 | 36 | 864 | • | • | • | | • |
|  | Shower Light 3008FG 3" TRIM SHOWER LIGHT WHITE PLASTIC TRIM WITH FROSTED GLASS LENS | 623961384837 | 0.417 | 36 | 864 | • | • | • | • | • |
|  | Adjustable Gimbal - 35 Degree Tilt 3009BKBB 3" TRIM ADJUSTABLE 35 DEGREE GIMBAL BLACK WITH BLACK BAFFLE | 623961384592 | 0.6 | 36 | 864 | | | | | • |
| | 3009SNBB 3" TRIM ADJUSTABLE 35 DEGREE GIMBAL SATIN NICKEL WITH BLACK BAFFLE | 623961384615 | 0.638 | 36 | 864 | | • | | | • |
| | 3009TBZBB 3" TRIM ADJUSTABLE 35 DEGREE GIMBAL TUSCAN BRONZE WITH BLACK BAFFLE | 623961592249 | 0.571 | 36 | 864 | | • | • | | • |
| | 3009WHBB 3" TRIM ADJUSTABLE 35 DEGREE GIMBAL WHITE WITH BLACK BAFFLE | 623961384646 | 0.599 | 36 | 864 | | • | | | • |
| | 3009WHWB 3" TRIM ADJUSTABLE 35 DEGREE GIMBAL WHITE WITH WHITE BAFFLE | 623961384660 | 0.683 | 36 | 864 | • | • | • | • | • |
|  | Super Adjustable, 80 Degree, Tuscan Bronze 3010WH 3" TRIM, SUPER ADJUSTABLE, 80 DEGREE, WHITE | 080083514366 | 1.14 | 36 | 288 | | | | | • |












★ Indicates ARRA Eligible Product Ⓢ Indicates EISA Compliant Pulse Start Products  Indicates MarketPro Product

Please reference the Cooper Lighting Stock Guide Terms and Conditions page. Pictures are a representation of product categories and may not illustrate the exact skus listed. Product information is subject to change without notice. Consult factory representative for additional information and inventory details. Visit www.cooperlighting.com for more product information.

| CATALOG NUMBER | DESCRIPTION | UPC CODE | WEIGHT | CASE QTY | PALLET QTY | IL | CA | NJ | TX | GA |
|--|--|--------------|--------|----------|------------|----|----|----|----|---|
| Square Adjustable - 15 Degree Tilt | | | | | | | | | | |
|  3011BKBB | 3" TRIM ADJUSTABLE 15 DEGREE SQUARE BLACK TRIM WITH BLACK BAFFLE | 623961978326 | 0.693 | 36 | 432 | • | • | • | • | • |
| 3011SNBB | 3" TRIM ADJUSTABLE 15 DEGREE SQUARE SATIN NICKEL TRIM WITH BLACK BAFFLE | 623961978333 | 0.656 | 36 | 864 | • | • | • | • | • |
| 3011TBZBB | 3" TRIM ADJUSTABLE 15 DEGREE SQUARE TUSCAN BRONZE TRIM WITH BLACK BAFFLE | 623961978357 | 0.652 | 36 | 864 | • | • | • | • | • |
| 3011WHBB | 3" TRIM ADJUSTABLE 15 DEGREE SQUARE WHITE TRIM WITH BLACK BAFFLE | 623961978210 | 0.719 | 36 | 432 | • | • | • | • | • |
| 3011WHWB | 3" TRIM ADJUSTABLE 15 DEGREE SQUARE WHITE TRIM WITH WHITE BAFFLE | 623961978203 | 0.666 | 36 | 864 | • | • | • | • | • |
| Square Regressed Lens Adjustable Shower Light | | | | | | | | | | |
|  3012BKBB | 3" TRIM LENSED SQUARE SHOWER LIGHT 15 DEGREE BLACK TRIM WITH BLACK BAFFLE | 623961978395 | 0.5 | 36 | 864 | • | • | • | • | • |
| 3012SNBB | 3" TRIM LENSED SQUARE SHOWER LIGHT 15 DEGREE SATIN NICKEL TRIM WITH BLACK BAFFLE | 623961978401 | 0.772 | 36 | 864 | • | • | • | • | • |
| 3012TBZBB | 3" TRIM LENSED SQUARE SHOWER LIGHT 15 DEGREE TUSCAN BRONZE TRIM WITH BLACK BAFFLE | 623961978425 | 0.8 | 36 | 864 | • | • | • | • | • |
| 3012WHBB | 3" TRIM LENSED SQUARE SHOWER LIGHT 15 DEGREE WHITE TRIM WITH BLACK BAFFLE | 623961978364 | 0.851 | 36 | 864 | • | • | • | • | • |
| 3012WHWB | 3" TRIM LENSED SQUARE SHOWER LIGHT 15 DEGREE WHITE TRIM WITH WHITE BAFFLE | 623961978388 | 0.588 | 36 | 864 | • | • | • | • | • |
| Square Adjustable Gimbal | | | | | | | | | | |
|  3013SN | 3" TRIM ADJUSTABLE 15 DEGREE SQUARE GIMBAL TRIM, SATIN NICKEL | 623961978463 | 0.508 | 36 | 864 | • | • | • | • | • |
| 3013TBZ | 3" TRIM ADJUSTABLE 15 DEGREE SQUARE GIMBAL TRIM, TUSCAN BRONZE | 623961978487 | 0.533 | 36 | 576 | • | • | • | • | • |
| 3013WH | 3" TRIM ADJUSTABLE 15 DEGREE SQUARE GIMBAL TRIM, WHITE | 623961978432 | 0.556 | 36 | 864 | • | • | • | • | • |
| All-Glass Frost Curve Showerlight Trim | | | | | | | | | | |
|  3017FGS | 3" TRIM, FROST ALL-GLASS CURVE SHOWER TRIM WITH WHITE BASE | 080083514502 | 0.916 | 1 | 252 | • | • | • | • | • |
| Wall Wash Pinhole with Clear Reflector | | | | | | | | | | |
|  3020WW | 3" TRIM WALL WASH PINHOLE WHITE TRIM WITH CLEAR REFLECTOR AND CLEAR KICK REFLECTOR | 080083514533 | 1.135 | 6 | 180 | • | • | • | • | • |
| 4" H99 Housing | | | | | | | | | | |
| IC Air-Tite - H99ICAT | | | | | | | | | | |
|  H99ICAT | 4" HOUSING IC AIR-TITE SHALLOW CEILING 120V LINE VOLTAGE | 080083582259 | 2.4 | 6 | 144 | • | • | • | • | • ★  |
| Non-IC Air-Tite Remodel - H99RAT | | | | | | | | | | |
|  H99RAT | 4" HOUSING NON-IC, AIR-TITE SHALLOW CEILING REMODEL 120V LINE VOLTAGE | 080083584369 | 1.45 | 6 | 252 | • | • | • | • | • ★  |
| Non-IC Air-Tite - H99TAT | | | | | | | | | | |
|  H99TAT | 4" HOUSING NON-IC, AIR-TITE SHALLOW CEILING 120V INCANDESCENT | 080083584260 | 2.1 | 6 | 168 | • | • | • | • | • ★  |
| 4" H99 Trim | | | | | | | | | | |


★ Indicates ARRA Eligible Product Ⓢ Indicates EISA Compliant Pulse Start Products  Indicates MarketPro Product

Please reference the Cooper Lighting Stock Guide Terms and Conditions page. Pictures are a representation of product categories and may not illustrate the exact skus listed. Product information is subject to change without notice. Consult factory representative for additional information and inventory details. Visit www.cooperlighting.com for more product information.







| CATALOG NUMBER | DESCRIPTION | UPC CODE | WEIGHT | CASE QTY | PALLET QTY | IL | CA | NJ | TX | GA |
|---|---|--------------|--------|----------|------------|----|----|----|----|---|
| Adjustable Lensed Shower Light - 15 Degree Tilt | | | | | | | | | | |
|  1951PS | 4" TRIM LENSED SHOWERLIGHT WHITE TRIM, CLEAR SPECULAR SPLAY REFLECTOR, MR16 | 622697464974 | 0.801 | 12 | 384 | • | • | • | • | • |
| 1951TBZS | 4" TRIM LENSED SHOWERLIGHT TUSCAN BRONZE TRIM, CLEAR SPECULAR SPLAY REFLECTOR, MR16 | 623961311758 | 0.781 | 12 | 720 | | | | | • |
| Metropolitan Ice Lite - For H99T, H99RT & H99ICT | | | | | | | | | | |
|  945 | 4" TRIM METROPOLITAN 120V FROSTED GLASS | 662400188612 | 1.75 | 6 | 240 | | | | | • ★ |
| Shower Light | | | | | | | | | | |
|  951PS | 4" TRIM LENSED SHOWERLIGHT 120V WHITE TRIM WITH GLASS LENS | 622697283117 | 0.45 | 6 | 480 | • | • | • | • | • |
| 951SNS | 4" TRIM LENSED SHOWERLIGHT 120V SATIN NICKEL TRIM WITH GLASS LENS | 623960387556 | 0.626 | 6 | 432 | | • | | | • |
| 951TBZS | 4" TRIM LENSED SHOWERLIGHT 120V TUSCAN BRONZE TRIM WITH GLASS LENS | 623961311574 | 0.538 | 6 | 432 | | • | | | • |
| Dome Lens Showerlight | | | | | | | | | | |
|  952PS | 4" TRIM, LENSED SHOWERLIGHT, WHITE TRIM WITH FROST DOME GLASS LENS | 080083515967 | 0.683 | 6 | 252 | | | • | | |
| Metal Baffle | | | | | | | | | | |
|  953P | 4" TRIM, METAL BAFFLE, WHITE TRIM WITH BLACK BAFFLE | 080083516001 | 0.4 | 12 | 864 | | • | | | • |
| 953SN | 4" TRIM METAL BAFFLE SATIN NICKEL TRIM WITH SATIN NICKEL BAFFLE | 623960387532 | 0.3 | 12 | 576 | | • | | | • |
| 953TBZ | 4" TRIM METAL BAFFLE TUSCAN BRONZE TRIM WITH TUSCAN BRONZE BAFFLE | 623961311499 | 0.379 | 12 | 576 | | • | | | • |
| Pinhole Trim | | | | | | | | | | |
|  990P | 4" TRIM PINHOLE TRIM WHITE | 662400320647 | 0.453 | 6 | 720 | • | • | | | • ★ |
| Wall Wash with Baffle | | | | | | | | | | |
|  992P | 4" TRIM WALL WASH WHITE TRIM AND SCOOP, BLACK BAFFLE | 662400320531 | 0.433 | 6 | 216 | | | | | • ★ |
| 992TBZ | 4" TRIM WALL WASH TUSCAN BRONZE TRIM AND SCOOP, BLACK BAFFLE | 623961311550 | 0.492 | 12 | 576 | | | | | • |
| 992W | 4" TRIM WALL WASH WHITE TRIM AND SCOOP, WHITE BAFFLE | 662400320654 | 0.568 | 6 | 1296 | • | • | • | | • ★ |
| Coilex Baffle | | | | | | | | | | |
|  993P | 4" TRIM COILEX BAFFLE WHITE TRIM WITH BLACK BAFFLE | 080083628223 | 0.4 | 6 | 840 | • | • | • | • | • |
| 993SN | 4" TRIM COILEX BAFFLE SATIN NICKEL TRIM WITH BLACK BAFFLE | 623960250485 | 0.4 | 12 | 576 | | • | | | • |
| 993TBZ | 4" TRIM COILEX BAFFLE TUSCAN BRONZE WITH BLACK BAFFLE | 080083628520 | 0.38 | 6 | 840 | | • | • | • | • |
| 993W | 4" TRIM COILEX BAFFLE WHITE TRIM WITH WHITE BAFFLE | 080083628483 | 0.4 | 6 | 840 | • | • | • | • | •  |
| Adjustable Eyeball - 30 Degree Tilt - 996 | | | | | | | | | | |
|  996P | 4" TRIM EYEBALL PAR20 LAMP WHITE TRIM WITH WHITE EYEBALL | 662400320630 | 0.94 | 12 | 648 | • | • | • | • | • |
| 996SN | 4" TRIM EYEBALL PAR20 LAMP SATIN NICKEL TRIM WITH SATIN NICKEL EYEBALL | 623960282769 | 0.893 | 12 | 384 | | | | | • |
| 996TBZ | 4" TRIM EYEBALL PAR20 LAMP TUSCAN BRONZE TRIM WITH TUSCAN BRONZE EYEBALL | 623961311512 | 0.904 | 12 | 360 | • | • | | | • |
| Adjustable Eyeball - 30 Degree Tilt - 998 | | | | | | | | | | |
|  998P | 4" TRIM EYEBALL R16, PAR16 LAMP WHITE TRIM WITH WHITE EYEBALL | 080083628209 | 0.9 | 6 | 840 | • | • | • | • | • |
| 998TBZ | 4" TRIM EYEBALL R16, PAR16 LAMP TUSCAN BRONZE WITH TUSCAN BRONZE EYEBALL | 623961311437 | 1.469 | 12 | 840 | | • | | | • |











★ Indicates ARRA Eligible Product Ⓜ Indicates EISA Compliant Pulse Start Products  Indicates MarketPro Product

Please reference the Cooper Lighting Stock Guide Terms and Conditions page. Pictures are a representation of product categories and may not illustrate the exact skus listed. Product information is subject to change without notice. Consult factory representative for additional information and inventory details. Visit www.cooperlighting.com for more product information.

| CATALOG NUMBER | DESCRIPTION | UPC CODE | WEIGHT | CASE QTY | PALLET QTY | | | | | |
|---|--|--------------|--------|----------|------------|----|----|----|----|---|
| | | | | | IL | CA | NJ | TX | GA | |
| Reflector | | | | | | | | | | |
|  999H | 4" TRIM REFLECTOR CONE WHITE TRIM WITH HAZE REFLECTOR | 622696606221 | 0.339 | 12 | 672 | • | • | • | • | ★ |
| 999P | 4" TRIM REFLECTOR CONE WHITE TRIM WITH SPECULAR CLEAR REFLECTOR | 662400320586 | 0.35 | 12 | 840 | • | • | • | • | ★ |
| 999RG | 4" TRIM REFLECTOR CONE WHITE TRIM WITH RESIDENTIAL GOLD REFLECTOR | 662400320548 | 0.367 | 12 | 768 | • | • | • | • | ★ |
| 999SN | 4" TRIM REFLECTOR CONE SATIN NICKEL TRIM WITH SATIN NICKEL REFLECTOR | 080083628186 | 0.41 | 6 | 720 | • | • | • | • | |
| 999TBZ | 4" TRIM REFLECTOR CONE TUSCAN BRONZE WITH TUSCAN BRONZE REFLECTOR | 623961311451 | 0.362 | 12 | 1200 | • | • | • | • | |
| 999W | 4" TRIM REFLECTOR CONE WHITE TRIM WITH WHITE REFLECTOR | 623961394287 | 0.369 | 6 | 432 | • | • | • | • | ★ |










4" E4 Housing

| | | | | | | | | | | |
|---|---|--------------|-------|---|-----|---|---|---|---|---|
| E4ICATSB New Construction | | | | | | | | | | |
|  E4ICATSB | 4" IC, AIR-TITE, NEW CONSTRUCTION HOUSING, 120V W/ SOCKET BRACKET | 080083751525 | 2.63 | 6 | 108 | • | • | • | • | ⓔ  |
| E4RTATSB Remodel | | | | | | | | | | |
|  E4RTATSB | 4" NON-IC AIR-TITE, REMODEL, 120V W/ SOCKET BRACKET | 080083751501 | 1.733 | 6 | 168 | • | • | • | • | ⓔ  |
| E4TATSB New Construction | | | | | | | | | | |
|  E4TATSB | 4" NON-IC, AIR-TITE, NEW CONSTRUCTION HOUSING, 120V W/ SOCKET BRACKET | 080083751488 | 1.588 | 6 | 192 | • | • | • | • | ⓔ  |

| CATALOG NUMBER | DESCRIPTION | UPC CODE | WEIGHT | CASE QTY | PALLET QTY | IL | CA | NJ | TX | GA | | |
|--|-------------------------------------|--|--------------|----------|------------|------|----|----|----|----|---|---|
| 4" 4000 Trim | | | | | | | | | | | | |
|  | 4001BB Baffle 4001BB | 4" BLACK PLASTIC STEP BAFFLE, WHITE RING | 080083751440 | 0.266 | 12 | 1008 | • | • | • | • | • | ★ |
|  | 4001WB Baffle 4001WB | 4" WHITE PLASTIC STEP BAFFLE - WHITE RING | 080083745869 | 0.141 | 12 | 960 | • | • | • | • | • |  |
|  | 4002WH Eyeball 4002WH | 4" WHITE ADJUSTABLE EYEBALL, 30-DEGREE TILT | 080083751464 | 0.2 | 12 | 672 | • | • | • | • | • | ★ |
|  | 4003SC Reflector 4003SC | 4" SPECULAR REFLECTOR - WHITE RING | 080083745883 | 0.293 | 12 | 480 | • | • | • | • | • | |
|  | 4010BB Baffle 4010BB | 4" BLACK METAL BAFFLE, WHITE RING | 080083745920 | 0.2 | 6 | 882 | • | • | • | • | • | |
|  | 4010WB Baffle 4010WB | 4" WHITE METAL BAFFLE, WHITE RING | 080083745906 | 0.306 | 12 | 576 | • | • | • | • | • | |
|  | 4013BB Baffle 4013BB | 4" BLACK FULL BAFFLE, WHITE SELF-FLANGE RING (H99 HOUSINGS ONLY) | 080083745968 | 0.185 | 6 | 1176 | • | • | • | • | • | |
|  | 4013WB Baffle 4013WB | 4" WHITE FULL BAFFLE, SELF-FLANGE RING (H99 HOUSINGS ONLY) | 080083745944 | 0.233 | 12 | 1344 | • | • | • | • | • | |
|  | 4055WH Showerlight 4055WH | 4" FLAT PRISMATIC LENS, WHITE PLASTIC RING, SHOWERLIGHT | 080083745982 | 0.55 | 12 | 576 | • | • | • | • | • | |






★ Indicates ARRA Eligible Product Ⓜ Indicates EISA Compliant Pulse Start Products  Indicates MarketPro Product

Please reference the Cooper Lighting Stock Guide Terms and Conditions page. Pictures are a representation of product categories and may not illustrate the exact skus listed. Product information is subject to change without notice. Consult factory representative for additional information and inventory details. Visit www.cooperlighting.com for more product information.



| CATALOG NUMBER | DESCRIPTION | UPC CODE | WEIGHT | CASE QTY | PALLET QTY | IL | CA | NJ | TX | GA | | |
|--|---|---|--------------|----------|------------|------|----|----|----|----|---|---|
| 4" H1499 Low Voltage Housing | | | | | | | | | | | | |
|  | IC Air-Tite - H1499ICAT H1499ICAT | 4" HOUSING IC AIR-TITE 12V LOW VOLTAGE, MR16 | 080083584079 | 5.955 | 4 | 80 | • | • | • | • | • | ★  |
|  | Non-IC Air-Tite Remodel - H1499RTAT H1499RTAT | 4" HOUSING NON-IC, AIR-TITE SHALLOW CEILING REMODEL 12V LOW VOLTAGE MR16 | 080083584406 | 3.769 | 6 | 144 | • | • | • | • | • | ★ |
|  | Non-IC Air-Tite - H1499TAT H1499TAT | 4" HOUSING NON-IC, AIR-TITE SHALLOW CEILING 12V LOW VOLTAGE, MR16 | 080083584383 | 3.108 | 6 | 144 | • | • | • | • | • | ★ |
|  | Non-IC Dual Tap Transformer H1499T75 | 4" HOUSING NON-IC SHALLOW CEILING 120/277V DUAL TAP TRANSFORMER LOW VOLTAGE 75W MR16 MAX. | 662400611660 | 4.972 | 6 | 84 | • | • | • | • | • | ★ |
| 4" H1499 Low Voltage Trim | | | | | | | | | | | | |
|  | 1 - 7 / 8" Pinhole Baffle 1419P | 4" TRIM PINHOLE BAFFLE WHITE TRIM WITH BLACK BAFFLE, MR16 | 662400320494 | 0.689 | 6 | 1296 | • | • | • | • | • | ★ |
| | 1419SN | 4" TRIM PINHOLE BAFFLE SATIN NICKEL TRIM WITH BLACK BAFFLE, MR16 | 623960295226 | 0.73 | 6 | 768 | • | • | • | • | • | • |
| | 1419TBZ | 4" TRIM PINHOLE BAFFLE TUSCAN BRONZE TRIM WITH BLACK BAFFLE, MR16 | 623961311611 | 0.6 | 6 | 1200 | • | • | • | • | • | • |
| | 1419W | 4" TRIM PINHOLE BAFFLE WHITE TRIM WITH WHITE BAFFLE, MR16 | 662400320760 | 0.6 | 6 | 1248 | • | • | • | • | • | ★ |
|  | Adjustable Slot Aperture - 35 Degree Tilt 1420P | 4" TRIM SLOT APERTURE WHITE, MR16 | 662400132264 | 0.69 | 12 | 864 | • | • | • | • | • | • |
| | 1420SN | 4" TRIM, ADJUSTABLE SLOT SATIN NICKEL TRIM, MR16 | 623960295233 | 0.6 | 6 | 960 | • | • | • | • | • | • |
| | 1420TBZ | 4" TRIM SLOT APERTURE TUSCAN BRONZE, MR16 | 623961311673 | 0.863 | 6 | 1200 | • | • | • | • | • | • |
|  | Reflector Trim 1421C | 4" TRIM REFLECTOR WHITE TRIM, CLEAR SPECULAR REFLECTOR, MR16 | 662400320524 | 0.474 | 12 | 1008 | • | • | • | • | • | ★ |
| | 1421CG | 4" TRIM REFLECTOR WHITE TRIM, CHAMPAGNE GOLD REFLECTOR, MR16 | 662400603054 | 0.4 | 6 | 960 | • | • | • | • | • | ★ |
| | 1421H | 4" TRIM REFLECTOR WHITE TRIM, HAZE REFLECTOR, MR16 | 662400621508 | 0.476 | 6 | 120 | • | • | • | • | • | ★ |
| | 1421MB1 | 4" TRIM REFLECTOR WHITE TRIM, SPECULAR BLACK REFLECTOR, MR16 | 662400102045 | 0.4 | 6 | 720 | • | • | • | • | • | ★ |
| | 1421SN | 4" TRIM REFLECTOR SATIN NICKEL TRIM, SATIN NICKEL REFLECTOR, MR16 | 623960295257 | 0.475 | 6 | 1200 | • | • | • | • | • | • |
| | 1421TBZ | 4" TRIM REFLECTOR TUSCAN BRONZE TRIM, TUSCAN BRONZE REFLECTOR, MR16 | 623961311598 | 0.513 | 6 | 672 | • | • | • | • | • | • |
| | 1421W | 4" TRIM REFLECTOR WHITE TRIM, WHITE REFLECTOR, MR16 | 623961394270 | 0.538 | 6 | 1248 | • | • | • | • | • | ★ |
|  | Metal Baffle - 35 Degree Tilt 1453SN | 4" TRIM METAL BAFFLE SATIN NICKEL TRIM WITH SATIN NICKEL BAFFLE, MR16 | 623960387570 | 1 | 6 | 1200 | • | • | • | • | • | • |
| | 1453TBZ | 4" TRIM METAL BAFFLE TUSCAN BRONZE TRIM WITH TUSCAN BRONZE BAFFLE, MR16 | 623961311659 | 0.488 | 6 | 1200 | • | • | • | • | • | • |
| | 1493P | 4" TRIM COILEX BAFFLE WHITE TRIM WITH BLACK BAFFLE, MR16 | 662400320555 | 0.533 | 6 | 1200 | • | • | • | • | • | ★ |
| | 1493TBZ | 4" TRIM COILEX BAFFLE TUSCAN BRONZE TRIM WITH BLACK BAFFLE, MR16 | 623961311635 | 0.555 | 6 | 1200 | • | • | • | • | • | • |
| | 1493W | 4" TRIM COILEX BAFFLE WHITE TRIM WITH WHITE BAFFLE, MR16 | 662400320623 | 0.55 | 6 | 1200 | • | • | • | • | • | ★ |

★ Indicates ARRA Eligible Product Ⓜ Indicates EISA Compliant Pulse Start Products  Indicates MarketPro Product








Please reference the Cooper Lighting Stock Guide Terms and Conditions page. Pictures are a representation of product categories and may not illustrate the exact skus listed. Product information is subject to change without notice. Consult factory representative for additional information and inventory details. Visit www.cooperlighting.com for more product information.

| CATALOG NUMBER | DESCRIPTION | UPC CODE | WEIGHT | CASE | | PALLET | | | | |
|--|---|--------------|--------|------|------|--------|----|----|----|----|
| | | | | QTY | QTY | IL | CA | NJ | TX | GA |
| Adjustable Gimbal - 30 Degree Tilt | | | | | | | | | | |
|  1495P | 4" TRIM ADJUSTABLE GIMBAL WHITE, MR16 | 662400659679 | 0.448 | 6 | 1056 | • | • | • | • | • |
| 1495SN | 4" TRIM ADJUSTABLE GIMBAL SATIN NICKEL, MR16 | 623960295271 | 0.473 | 6 | 720 | • | • | • | • | • |
| 1495TBZ | 4" TRIM ADJUSTABLE GIMBAL TUSCAN BRONZE, MR16 | 623961311697 | 0.478 | 6 | 1200 | • | • | • | • | • |
| Retractable Elbow - 60 Degree Tilt | | | | | | | | | | |
|  1496P | 4" TRIM RETRACTABLE ELBOW WHITE, MR16 | 662400659686 | 0.506 | 6 | 960 | • | • | • | • | • |
| 1496SN | 4" TRIM RETRACTABLE ELBOW SATIN NICKEL, MR16 | 623960295172 | 0.528 | 6 | 720 | • | • | • | • | • |
| 1496TBZ | 4" TRIM RETRACTABLE ELBOW TUSCAN BRONZE, MR16 | 623961311710 | 0.604 | 6 | 1200 | • | • | • | • | • |
| Adjustable Mirror Trim - 90 Degree Tilt | | | | | | | | | | |
|  1497P | 4" TRIM ADJUSTABLE MIRROR WHITE TRIM WITH WHITE SCOOP, MR16 | 662400671879 | 0.55 | 6 | 432 | • | • | • | • | • |
| Adjustable Eyeball with Baffle - 30 Degree Tilt | | | | | | | | | | |
|  1498P | 4" TRIM EYEBALL WHITE TRIM WITH WHITE EYEBALL, BLACK BAFFLE, MR16 | 662400320517 | 0.8 | 6 | 600 | • | • | • | • | ★ |
| 1498W | 4" TRIM EYEBALL WHITE TRIM WITH WHITE EYEBALL, WHITE BAFFLE, MR16 | 662400302858 | 0.717 | 6 | 216 | • | • | • | • | ★ |
| Metropolitan Ice Lite - For H1499T, 1499RT & H1499IC | | | | | | | | | | |
|  1945 | 4" TRIM METROPOLITAN FROSTED GLASS, MR16 | 662400194989 | 2.19 | 6 | 300 | • | • | • | • | ★ |

4" H4 LED Housing

| | | | | | | | | | | |
|---|--|--------------|-------|---|-----|---|---|---|---|---|
| H457 LED Housing | | | | | | | | | | |
|  H457ICAT1E | 4" LED HOUSING IC AIR-TITE, DIMMABLE, 120V, FOR HALO EL406, ELG406, ELSG406 LED LIGHT ENGINES | 080083692484 | 1.717 | 6 | 108 | • | • | • | • | ★  |
| H457RICAT1E | 4" LED REMODEL HOUSING IC AIR-TITE, DIMMABLE, 120V, FOR HALO EL406, ELG406, ELSG406 LED LIGHT ENGINES | 080083692507 | 1.909 | 6 | 108 | • | • | • | • | ★ |
| H457TATE010 | 4" LED HOUSING NON-IC, AIR-TITE, 120V-277V, FOR HALO EL406, ELG406, ELSG406 LED LIGHT ENGINES, 120V & 0-10VDC DIMMABLE | 080083692521 | 3.62 | 6 | 84 | • | • | • | • | ★ |
| H457RTATE010 | 4" LED REMODEL HOUSING NON-IC, AIR-TITE, 120V-277V, FOR HALO EL406, ELG406, ELSG406 LED LIGHT ENGINES | 080083694464 | 2.25 | 6 | 180 | • | • | • | • | ★ |

4" 995 LED Housing

| | | | | | | | | | | |
|---|--|--------------|------|---|-----|---|---|---|---|---|
| 4" LED Housing IC Air-Tite, 120V Line Voltage | | | | | | | | | | |
|  H995ICAT | 4" LED HOUSING IC AIR-TITE SHALLOW CEILING 120V LINE VOLTAGE | 080083616930 | 2.25 | 6 | 144 | • | • | • | • | ★  |
| 4" LED Remodel Housing IC Air-Tite, 120V Line Voltage | | | | | | | | | | |
|  H995RICAT | 4" LED REMODEL HOUSING IC AIR-TITE SHALLOW CEILING 120V LINE VOLTAGE | 080083616947 | 1.5 | 6 | 162 | • | • | • | • | ★  |
| 4" LED Ultra Shallow Housing | | | | | | | | | | |
|  H245RICAT | 4" HOUSING ULTRA-SHALLOW FOR USE WITH LED INTEGRATED TRIMS | 080083756520 | 0.82 | 6 | 576 | • | • | • | • |  |
| H245ICAT | 4" NEW WORK HOUSING ULTRA-SHALLOW FOR USE WITH LED INTEGRATED TRIMS | 080083770717 | 0.82 | 6 | 180 | • | • | • | • |  |

4" H4 LED Downlight Engine and Trim

★ Indicates ARRA Eligible Product Ⓢ Indicates EISA Compliant Pulse Start Products  Indicates MarketPro Product

Please reference the Cooper Lighting Stock Guide Terms and Conditions page. Pictures are a representation of product categories and may not illustrate the exact skus listed. Product information is subject to change without notice. Consult factory representative for additional information and inventory details. Visit www.cooperlighting.com for more product information.

| CATALOG NUMBER | DESCRIPTION | UPC CODE | WEIGHT | CASE QTY | PALLET QTY | IL | CA | NJ | TX | GA | |
|---|--|--------------|--------|----------|------------|----|----|----|----|----|---|
|  4" LED Light Engine, 2700K, for Halo H457 Gen2 LED Housings EL406927 | 4" LED LIGHT ENGINE, 2700K, FOR HALO H457 LED HOUSINGS - GEN2 | 080083693559 | 1.52 | 6 | 360 | • | • | • | • | • | ★ |
|  4" LED Light Engine, 3000K, for Halo H457 Gen2 LED Housings EL406930 | 4" LED LIGHT ENGINE, 3000K, FOR HALO H457 LED HOUSINGS - GEN2 | 080083693573 | 1.5 | 6 | 360 | • | • | • | • | • | ★  |
|  4" LED Light Engine, 3500K, for Halo H457 Gen2 LED Housings EL406935 | 4" LED LIGHT ENGINE, 3500K, FOR HALO H457 LED HOUSINGS - GEN2 | 080083693597 | 1.52 | 6 | 360 | • | • | • | • | • | ★ |
|  4" LED Light Engine, 4000K, for Halo H457 Gen2 LED Housings EL406940 | 4" LED LIGHT ENGINE, 4000K, FOR HALO H457 LED HOUSINGS - GEN2 | 080083693610 | 1.71 | 6 | 360 | • | • | • | • | • | ★ |
|  4" LED Reflector - Haze, Matte White Ring TL410H | 4" LED TRIM, FROST DOME POLYMER LENS, HAZE REFLECTOR, MATTE WHITE RING, SHOWER RATED | 080083694501 | 0.388 | 18 | 720 | • | • | • | • | • | |
|  4" LED Reflector - Specular Black, Matte White Ring TL410SBK | 4" LED TRIM, FROST DOME POLYMER LENS, SPECULAR BLACK REFLECTOR, MATTE WHITE RING, SHOWER RATED | 080083694549 | 0.4 | 18 | 720 | | | | | • | |
|  4" LED Reflector - Specular Clear, Matte White Ring TL410SC | 4" LED TRIM, FROST DOME POLYMER LENS, SPECULAR CLEAR REFLECTOR, MATTE WHITE RING, SHOWER RATED | 080083694488 | 0.3 | 18 | 720 | • | • | • | • | • | |
|  4" LED Reflector - Tuscan Bronze, Tuscan Bronze Ring TL410TBZ | 4" LED TRIM, FROST DOME POLYMER LENS, TUSCAN BRONZE REFLECTOR AND RING, SHOWER RATED | 080083694587 | 0.4 | 18 | 720 | • | • | • | • | • | |
|  4" LED Reflector - Matte White, Matte White Ring TL410WH | 4" LED TRIM, FROST DOME POLYMER LENS, WHITE REFLECTOR, MATTE WHITE RING, SHOWER RATED | 080083694525 | 0.4 | 18 | 720 | • | • | • | • | • | |
|  4" LED Reflector - Black Baffle, Matte White Ring TL411BB | 4" LED TRIM, FROST DOME POLYMER LENS, BLACK BAFFLE, MATTE WHITE RING, SHOWER RATED | 080083694624 | 0.4 | 18 | 720 | | | | | • | |
|  4" LED Reflector - White Baffle, Matte White Ring TL411WB | 4" LED TRIM, FROST DOME POLYMER LENS, WHITE BAFFLE, MATTE WHITE RING, SHOWER RATED | 080083694600 | 0.35 | 18 | 720 | • | • | • | • | • | |


★ Indicates ARRA Eligible Product ⓔ Indicates EISA Compliant Pulse Start Products  Indicates MarketPro Product

Please reference the Cooper Lighting Stock Guide Terms and Conditions page. Pictures are a representation of product categories and may not illustrate the exact skus listed. Product information is subject to change without notice. Consult factory representative for additional information and inventory details. Visit www.cooperlighting.com for more product information.

| CATALOG NUMBER | DESCRIPTION | UPC CODE | WEIGHT | CASE QTY | PALLET QTY | IL | CA | NJ | TX | GA |
|---|--|--------------|--------|----------|------------|----|----|----|----|----|
|  TL402HS | 4" LED Regressed Lens - Haze Reflector, Matte White Ring 4" LED TRIM, SOLITE(R) GLASS LENS, HAZE REFLECTOR, MATTE WHITE RING, SHOWER RATED | 080083527892 | 0.549 | 18 | 720 | • | • | • | • | • |
|  TL402SBKS | 4" LED Regressed Lens - Specular Black Reflector, Matte White Ring 4" LED TRIM, SOLITE(R) GLASS LENS, SPECULAR BLACK REFLECTOR, MATTE WHITE RING, SHOWER RATED | 080083544264 | 0.4 | 18 | 432 | | | | | • |
|  TL402SCS | 4" LED Regressed Lens - Specular Clear Reflector, Matte White Ring 4" LED TRIM, SOLITE(R) GLASS LENS, SPECULAR CLEAR REFLECTOR, MATTE WHITE RING, SHOWER RATED | 080083527885 | 0.43 | 18 | 540 | • | • | | | • |
|  TL402SNS | 4" LED Regressed Lens - Satin Nickel Reflector, Satin Nickel Ring 4" LED TRIM, SOLITE(R) GLASS LENS, SATIN NICKEL REFLECTOR, SATIN NICKEL RING, SHOWER RATED | 080083544240 | 0.452 | 18 | 648 | | • | | | • |
|  TL410SN | 4" LED Regressed Lens - Satin Nickel Reflector, Satin Nickel Ring 4" LED TRIM, FROST DOME POLYMER LENS, SATIN NICKEL REFLECTOR AND RING, SHOWER RATED | 080083694563 | 0.368 | 18 | 720 | | • | | | • |
|  TL402TBZS | 4" LED Regressed Lens - Tuscan Bronze Reflector, Matte White Ring 4" LED TRIM, SOLITE(R) GLASS LENS, TUSCAN BRONZE REFLECTOR, MATTE WHITE RING, SHOWER RATED | 080083544257 | 0.471 | 18 | 540 | | • | | | • |
|  TL402WHS | 4" LED Regressed Lens - Matte White Reflector, Matte White Ring 4" LED TRIM, SOLITE(R) GLASS LENS, MATTE WHITE REFLECTOR, MATTE WHITE RING, SHOWER RATED | 080083527908 | 0.441 | 18 | 630 | • | • | • | • | • |
|  TL403BBS | 4" LED Regressed Lens - Black Baffle Reflector, Matte White Ring 4" LED TRIM, SOLITE(R) GLASS LENS, BLACK BAFFLE REFLECTOR, MATTE WHITE RING, SHOWER RATED | 080083544271 | 0.4 | 18 | 720 | | • | | | • |
|  TL403WBS | 4" LED Regressed Lens - White Baffle, Matte White Ring 4" LED TRIM, SOLITE(R) GLASS LENS, WHITE BAFFLE, MATTE WHITE RING, SHOWER RATED | 080083527915 | 0.4 | 18 | 576 | | • | • | | • |
|  TL409WHWW | 4" LED Wall Wash Trim, White Reflector, Specular Wall Wash Optic, Matte White Ring 4" LED TRIM, WALL WASH, WHITE REFLECTOR WITH SPECULAR WALL WASH OPTIC, MATTE WHITE RING | 080083575800 | 0.379 | 18 | 576 | | • | • | | • |
|  TL409WW | 4" LED Wall Wash Trim, Semi-Specular Clear Reflector, Specular Wall Wash Optic, Matte White Ring 4" LED TRIM, WALL WASH, SEMI-SPECULAR CLEAR REFLECTOR WITH SPECULAR WALL WASH OPTIC, MATTE WHITE RING | 080083585090 | 0.4 | 18 | 720 | | | | | • |
|  TL412RK | 4" LED Optional Reflector Kit 25, 35, 50 Degree, for ELG4 and ELSG4 Gimbal Trim / Light Engines 4" LED OPTIONAL REFLECTOR KIT 25, 35, 50 DEGREE, FOR ELG4 AND ELSG4 GIMBAL TRIM / LIGHT ENGINES | 080083575817 | 0.288 | 18 | 540 | • | • | • | • | • |

★ Indicates ARRA Eligible Product Ⓢ Indicates EISA Compliant Pulse Start Products  Indicates MarketPro Product

Please reference the Cooper Lighting Stock Guide Terms and Conditions page. Pictures are a representation of product categories and may not illustrate the exact skus listed. Product information is subject to change without notice. Consult factory representative for additional information and inventory details. Visit www.cooperlighting.com for more product information.

| CATALOG NUMBER | DESCRIPTION | UPC CODE | WEIGHT | CASE QTY | PALLET QTY | IL | CA | NJ | TX | GA | |
|--|---|--|--------------|----------|------------|------|----|----|----|----|---|
|  | 4" LED Trim, "Dead Front" Polymer Trim Ring and Lens Lens, Matte White Ring, Shower Rated TL422PS | 4" LED TRIM, "DEAD FRONT" POLYMER TRIM RING AND LENS LENS, MATTE WHITE RING, SHOWER RATED | 080083527922 | 0.379 | 18 | 540 | • | • | • | • | |
|  | 4" LED Trim, Square Baffle Trim with Solite(R) Regressed Lens, Black Baffle, Satin Nickel Ring TLS408SNBB | 4" LED TRIM, SQUARE BAFFLE TRIM WITH SOLITE (R) REGRESSED LENS, BLACK BAFFLE, SATIN NICKEL RING, SHOWER RATED | 080083575787 | 0.4 | 18 | 576 | • | • | • | • | |
|  | 4" LED Trim, Square Baffle Trim with Solite(R) Regressed Lens, Black Baffle, Tuscan Bronze Ring TLS408TBZBB | 4" LED TRIM, SQUARE BAFFLE TRIM WITH SOLITE (R) REGRESSED LENS, BLACK BAFFLE, TUSCAN BRONZE RING, SHOWER RATED | 080083575794 | 0.46 | 18 | 576 | • | • | • | • | |
|  | 4" LED Trim, Square Baffle Trim with Solite(R) Regressed Lens, Black Baffle, White Ring TLS408WHBB | 4" LED TRIM, SQUARE BAFFLE TRIM WITH SOLITE (R) REGRESSED LENS, BLACK BAFFLE, WHITE RING, SHOWER RATED | 080083575770 | 0.457 | 18 | 576 | • | • | • | • | |
|  | 4" LED Square Baffle Trim with Solite(R) Regressed Lens, White Baffle, White Ring TLS408WHWB | 4" LED TRIM, SQUARE BAFFLE TRIM WITH SOLITE (R) REGRESSED LENS, WHITE BAFFLE, WHITE RING, SHOWER RATED | 080083575763 | 0.5 | 18 | 576 | • | • | • | • |  |
|  | 4" LED Accessory | | | | | | | | | | |
| | TRM400BK | 4" LED ACCESSORY - SLIM RING, BLACK | 080083544585 | 0.178 | 24 | 4032 | | | | • | |
| | TRM400PC | 4" LED ACCESSORY - SLIM RING, POLISHED CHROME | 080083544646 | 0.2 | 24 | 3600 | | | | • | |
| | TRM400SN | 4" LED ACCESSORY - SLIM RING, SATIN NICKEL | 080083544608 | 0.2 | 24 | 3840 | | | | • | |
| | TRM400TBZ | 4" LED ACCESSORY - SLIM RING, TUSCAN BRONZE | 080083544622 | 0.2 | 24 | 3840 | | | | • | |
| | TRM400WH | 4" LED ACCESSORY - SLIM RING, MATTE WHITE | 080083544561 | 0.162 | 24 | 3840 | | | | • | |

★ Indicates ARRA Eligible Product Ⓢ Indicates EISA Compliant Pulse Start Products  Indicates MarketPro Product




Please reference the Cooper Lighting Stock Guide Terms and Conditions page. Pictures are a representation of product categories and may not illustrate the exact skus listed. Product information is subject to change without notice. Consult factory representative for additional information and inventory details. Visit www.cooperlighting.com for more product information.

| CATALOG NUMBER | DESCRIPTION | UPC CODE | WEIGHT | CASE | | PALLET | | | | |
|----------------|-------------|----------|--------|------|-----|--------|----|----|----|----|
| | | | | QTY | QTY | IL | CA | NJ | TX | GA |

4" H4 LED Gimbal Trim / Light Engine

| | | | | | | | | | | | | | |
|--|---|---|--------------|-------|---|-----|---|---|---|---|---|---|---|
|  | 4" LED White Gimbal Trim / Light Engine, 2700K ELG406927WH | 4" LED WHITE GIMBAL TRIM / LIGHT ENGINE, 2700K, FOR HALO H457 LED HOUSINGS - GEN2 | 080083693634 | 2.815 | 6 | 240 | • | • | • | • | • | ★ | |
|  | 4" LED Satin Nickel Gimbal Trim / Light Engine, 3000K ELG406930SN | 4" LED SATIN NICKEL GIMBAL TRIM / LIGHT ENGINE, 3000K, FOR HALO H457 LED HOUSINGS - GEN2 | 080083693733 | 2.815 | 6 | 180 | | | | | • | ★ | |
|  | 4" LED Tuscan Bronze Gimbal Trim / Light Engine, 3000K ELG406930TBZ | 4" LED TUSCAN BRONZE GIMBAL TRIM / LIGHT ENGINE, 3000K, FOR HALO H457 LED HOUSINGS - GEN2 | 080083693818 | 2.815 | 6 | 180 | | | | | • | ★ | |
|  | 4" LED White Gimbal Trim / Light Engine, 3000K ELG406930WH | 4" LED WHITE GIMBAL TRIM / LIGHT ENGINE, 3000K, FOR HALO H457 LED HOUSINGS - GEN2 | 080083693658 | 2.815 | 6 | 240 | • | • | • | • | • | ★ |  |
|  | 4" LED White Gimbal Trim / Light Engine, 3500K ELG406935WH | 4" LED WHITE GIMBAL TRIM / LIGHT ENGINE, 3500K, FOR HALO H457 LED HOUSINGS - GEN2 | 080083693672 | 2.815 | 6 | 240 | • | • | • | • | • | ★ | |
|  | 4" LED White Gimbal Trim / Light Engine, 4000K ELG406940WH | 4" LED WHITE GIMBAL TRIM / LIGHT ENGINE, 4000K, FOR HALO H457 LED HOUSINGS - GEN2 | 080083693696 | 2.815 | 6 | 240 | | • | | • | • | ★ | |
|  | 4" LED White Square Gimbal Trim / Light Engine, 2700K ELSG406927WH | 4" LED WHITE SQUARE GIMBAL TRIM / LIGHT ENGINE, 2700K, FOR HALO H457 LED HOUSINGS - GEN2 | 080083693870 | 2.815 | 6 | 180 | | • | | | • | ★ | |
|  | 4" LED White Square Gimbal Trim / Light Engine, 3000K ELSG406930WH | 4" LED WHITE SQUARE GIMBAL TRIM / LIGHT ENGINE, 3000K, FOR HALO H457 LED HOUSINGS - GEN2 | 080083693894 | 2.815 | 6 | 180 | | • | | | • | ★ | |

4" LT4 LED Retrofit Trim Kit

| | | | | | | | | | | | | | |
|--|--------------------|---|--------------|-------|---|-----|---|---|---|--|---|--|---|
|  | Baffle-Trim | | | | | | | | | | | | |
| | LT460WH6930 | 4" RETROFIT BAFFLE-TRIM LED MODULE, 120V, 90CRI, 3000K, WHITE | 080083742394 | 0.733 | 6 | 504 | • | • | • | | • | |  |
| | LT460WH6927 | 4" RETROFIT BAFFLE-TRIM LED MODULE, 120V, 90CRI, 2700K, WHITE | 080083762033 | 0.783 | 6 | 420 | • | • | • | | • | |  |
| | LT460WH6935 | 4" RETROFIT BAFFLE-TRIM LED MODULE, 120V, 90CRI, 3500K, WHITE | 080083762057 | 0.777 | 6 | 504 | • | • | • | | • | | |
| | LT460WH6940 | 4" RETROFIT BAFFLE-TRIM LED MODULE, 120V, 90CRI, 4000K, WHITE | 080083762873 | 0.77 | 6 | 504 | • | • | • | | • | | |
| | LT460WH6950 | 4" RETROFIT BAFFLE-TRIM LED MODULE, 120V, 90CRI, 5000K, WHITE | 080083762590 | 1 | 6 | 504 | • | • | • | | • | | |

★ Indicates ARRA Eligible Product Ⓜ Indicates EISA Compliant Pulse Start Products  Indicates MarketPro Product

Please reference the Cooper Lighting Stock Guide Terms and Conditions page. Pictures are a representation of product categories and may not illustrate the exact skus listed. Product information is subject to change without notice. Consult factory representative for additional information and inventory details. Visit www.cooperlighting.com for more product information.

| CATALOG NUMBER | DESCRIPTION | UPC CODE | WEIGHT | CASE QTY | PALLET QTY | IL | CA | NJ | TX | GA |
|----------------|-------------|----------|--------|----------|------------|----|----|----|----|----|
|----------------|-------------|----------|--------|----------|------------|----|----|----|----|----|

ML4 LED Surface Housings



HS4R LED Housing

| | | | | | | | | | | |
|--------|---|--------------|------|---|-----|--------------------------|-------------------------------------|--------------------------|--------------------------|-------------------------------------|
| HS4RMB | ML4 SURFACE MOUNT HOUSING, ROUND, MATTE BLACK | 080083756469 | 1.25 | 6 | 384 | <input type="checkbox"/> | <input checked="" type="checkbox"/> | <input type="checkbox"/> | <input type="checkbox"/> | <input checked="" type="checkbox"/> |
| HS4RMW | ML4 SURFACE HOUSING, ROUND, MATTE WHITE | 080083756445 | 1.25 | 6 | 384 | <input type="checkbox"/> | <input checked="" type="checkbox"/> | <input type="checkbox"/> | <input type="checkbox"/> | <input checked="" type="checkbox"/> |



HS4S LED Housing

| | | | | | | | | | | |
|--------|--|--------------|-----|---|-----|--------------------------|-------------------------------------|--------------------------|--------------------------|-------------------------------------|
| HS4SMB | ML4 SURFACE HOUSING, SQUARE, MATTE BLACK | 080083756506 | 1.5 | 6 | 384 | <input type="checkbox"/> | <input checked="" type="checkbox"/> | <input type="checkbox"/> | <input type="checkbox"/> | <input checked="" type="checkbox"/> |
| HS4SMW | ML4 SURFACE HOUSING, SQUARE, MATTE WHITE | 080083756483 | 1.5 | 6 | 384 | <input type="checkbox"/> | <input checked="" type="checkbox"/> | <input type="checkbox"/> | <input type="checkbox"/> | <input checked="" type="checkbox"/> |

ML4 LED Trims



TL41R 2" Open Pinhole Round

| | | | | | | | | | | |
|----------|--|--------------|------|---|------|--------------------------|-------------------------------------|--------------------------|--------------------------|-------------------------------------|
| TL41RBCU | 2" ROUND OPEN PINHOLE ML4 TRIM, BRUSHED COPPER FLANGE | 080083755905 | 0.18 | 6 | 1260 | <input type="checkbox"/> | <input checked="" type="checkbox"/> | <input type="checkbox"/> | <input type="checkbox"/> | <input checked="" type="checkbox"/> |
| TL41RBN | 2" ROUND OPEN PINHOLE ML4 TRIM, BRUSHED NICKEL FLANGE | 080083755868 | 0.18 | 6 | 1260 | <input type="checkbox"/> | <input checked="" type="checkbox"/> | <input type="checkbox"/> | <input type="checkbox"/> | <input checked="" type="checkbox"/> |
| TL41RGB | 2" ROUND OPEN PINHOLE ML4 TRIM, GERMAN BRONZE FLANGE | 080083755929 | 0.18 | 6 | 1260 | <input type="checkbox"/> | <input checked="" type="checkbox"/> | <input type="checkbox"/> | <input type="checkbox"/> | <input checked="" type="checkbox"/> |
| TL41RMB | 2" ROUND OPEN PINHOLE ML4 TRIM, MATTE BLACK FLANGE | 080083755844 | 0.18 | 6 | 1260 | <input type="checkbox"/> | <input checked="" type="checkbox"/> | <input type="checkbox"/> | <input type="checkbox"/> | <input checked="" type="checkbox"/> |
| TL41RMW | 2" ROUND OPEN PINHOLE ML4 TRIM, MATTE WHITE FLANGE | 080083755820 | 0.18 | 6 | 1260 | <input type="checkbox"/> | <input checked="" type="checkbox"/> | <input type="checkbox"/> | <input type="checkbox"/> | <input checked="" type="checkbox"/> |
| TL41RORB | 2" ROUND OPEN PINHOLE ML4 TRIM, OIL RUBBED BRONZE FLANGE | 080083755882 | 0.18 | 6 | 1260 | <input type="checkbox"/> | <input checked="" type="checkbox"/> | <input type="checkbox"/> | <input type="checkbox"/> | <input checked="" type="checkbox"/> |




TL42S 2" Open Pinhole Square

| | | | | | | | | | | |
|----------|---|--------------|------|---|------|--------------------------|-------------------------------------|--------------------------|--------------------------|-------------------------------------|
| TL42SBCU | 2" SQUARE OPEN PINHOLE ML4 TRIM, BRUSHED COPPER FLANGE | 080083756025 | 0.21 | 6 | 1260 | <input type="checkbox"/> | <input checked="" type="checkbox"/> | <input type="checkbox"/> | <input type="checkbox"/> | <input checked="" type="checkbox"/> |
| TL42SBN | 2" SQUARE OPEN PINHOLE ML4 TRIM, BRUSHED NICKEL FLANGE | 080083755981 | 0.21 | 6 | 1260 | <input type="checkbox"/> | <input checked="" type="checkbox"/> | <input type="checkbox"/> | <input type="checkbox"/> | <input checked="" type="checkbox"/> |
| TL42SGB | 2" SQUARE OPEN PINHOLE ML4 TRIM, GERMAN BRONZE FLANGE | 080083756049 | 0.21 | 6 | 1260 | <input type="checkbox"/> | <input checked="" type="checkbox"/> | <input type="checkbox"/> | <input type="checkbox"/> | <input checked="" type="checkbox"/> |
| TL42SMB | 2" SQUARE OPEN PINHOLE ML4 TRIM, MATTE BLACK FLANGE | 080083755967 | 0.21 | 6 | 1260 | <input type="checkbox"/> | <input checked="" type="checkbox"/> | <input type="checkbox"/> | <input type="checkbox"/> | <input checked="" type="checkbox"/> |
| TL42SMW | 2" SQUARE OPEN PINHOLE ML4 TRIM, MATTE WHITE FLANGE | 080083755943 | 0.21 | 6 | 1260 | <input type="checkbox"/> | <input checked="" type="checkbox"/> | <input type="checkbox"/> | <input type="checkbox"/> | <input checked="" type="checkbox"/> |
| TL42SORB | 2" SQUARE OPEN PINHOLE ML4 TRIM, OIL RUBBED BRONZE FLANGE | 080083756001 | 0.21 | 6 | 1260 | <input type="checkbox"/> | <input checked="" type="checkbox"/> | <input type="checkbox"/> | <input type="checkbox"/> | <input checked="" type="checkbox"/> |



TL43R 2" Lens Pinhole Round

| | | | | | | | | | | |
|--------------|--|--------------|------|---|------|--------------------------|-------------------------------------|--------------------------|--------------------------|-------------------------------------|
| TL43R2GBCUBB | 2" ROUND LENS PINHOLE ML4 TRIM, BRUSHED COPPER FLANGE, BLACK LENS FRAME | 080083756223 | 0.24 | 6 | 1260 | <input type="checkbox"/> | <input checked="" type="checkbox"/> | <input type="checkbox"/> | <input type="checkbox"/> | <input checked="" type="checkbox"/> |
| TL43R2GBNBB | 2" ROUND LENS PINHOLE ML4 TRIM, BRUSHED NICKEL FLANGE, BLACK LENS FRAME | 080083756186 | 0.24 | 6 | 1260 | <input type="checkbox"/> | <input checked="" type="checkbox"/> | <input type="checkbox"/> | <input type="checkbox"/> | <input checked="" type="checkbox"/> |
| TL43R2GGBBB | 2" ROUND LENS PINHOLE ML4 TRIM, GERMAN BRONZE FLANGE, BLACK LENS FRAME | 080083756247 | 0.24 | 6 | 1260 | <input type="checkbox"/> | <input checked="" type="checkbox"/> | <input type="checkbox"/> | <input type="checkbox"/> | <input checked="" type="checkbox"/> |
| TL43R2GMBBB | 2" ROUND LENS PINHOLE ML4 TRIM, MATTE BLACK FLANGE, BLACK LENS FRAME | 080083756162 | 0.24 | 6 | 1260 | <input type="checkbox"/> | <input checked="" type="checkbox"/> | <input type="checkbox"/> | <input type="checkbox"/> | <input checked="" type="checkbox"/> |
| TL43R2GMWBB | 2" ROUND LENS PINHOLE ML4 TRIM, MATTE WHITE FLANGE, BLACK LENS FRAME | 080083756148 | 0.24 | 6 | 1260 | <input type="checkbox"/> | <input checked="" type="checkbox"/> | <input type="checkbox"/> | <input type="checkbox"/> | <input checked="" type="checkbox"/> |
| TL43R2GMWWB | 2" ROUND LENS PINHOLE ML4 TRIM, MATTE WHITE FLANGE, WHITE LENS FRAME | 080083756124 | 0.24 | 6 | 1260 | <input type="checkbox"/> | <input checked="" type="checkbox"/> | <input type="checkbox"/> | <input type="checkbox"/> | <input checked="" type="checkbox"/> |
| TL43R2GORBBB | 2" ROUND LENS PINHOLE ML4 TRIM, OIL RUBBED BRONZE FLANGE, BLACK LENS FRAME | 080083756209 | 0.24 | 6 | 1260 | <input type="checkbox"/> | <input checked="" type="checkbox"/> | <input type="checkbox"/> | <input type="checkbox"/> | <input checked="" type="checkbox"/> |





TL44S 2" Lens Pinhole Square

| | | | | | | | | | | |
|--------------|---|--------------|------|---|------|--------------------------|-------------------------------------|--------------------------|--------------------------|-------------------------------------|
| TL44S2GBCUBB | 2" SQUARE LENS PINHOLE ML4 TRIM, BRUSHED COPPER FLANGE, BLACK LENS FRAME | 080083756360 | 0.28 | 6 | 1260 | <input type="checkbox"/> | <input checked="" type="checkbox"/> | <input type="checkbox"/> | <input type="checkbox"/> | <input checked="" type="checkbox"/> |
| TL44S2GBNBB | 2" SQUARE LENS PINHOLE ML4 TRIM, BRUSHED NICKEL FLANGE, BLACK LENS FRAME | 080083756322 | 0.28 | 6 | 1260 | <input type="checkbox"/> | <input checked="" type="checkbox"/> | <input type="checkbox"/> | <input type="checkbox"/> | <input checked="" type="checkbox"/> |
| TL44S2GGBBB | 2" SQUARE LENS PINHOLE ML4 TRIM, GERMAN BRONZE FLANGE, BLACK LENS FRAME | 080083756384 | 0.28 | 6 | 1260 | <input type="checkbox"/> | <input checked="" type="checkbox"/> | <input type="checkbox"/> | <input type="checkbox"/> | <input checked="" type="checkbox"/> |
| TL44S2GMBBB | 2" SQUARE LENS PINHOLE ML4 TRIM, MATTE BLACK FLANGE, BLACK LENS FRAME | 080083756308 | 0.28 | 6 | 1260 | <input type="checkbox"/> | <input checked="" type="checkbox"/> | <input type="checkbox"/> | <input type="checkbox"/> | <input checked="" type="checkbox"/> |
| TL44S2GMWBB | 2" SQUARE LENS PINHOLE ML4 TRIM, MATTE WHITE FLANGE, BLACK LENS FRAME | 080083756285 | 0.28 | 6 | 1260 | <input type="checkbox"/> | <input checked="" type="checkbox"/> | <input type="checkbox"/> | <input type="checkbox"/> | <input checked="" type="checkbox"/> |
| TL44S2GMWWB | 2" SQUARE LENS PINHOLE ML4 TRIM, MATTE WHITE FLANGE, WHITE LENS FRAME | 080083756261 | 0.28 | 6 | 1260 | <input type="checkbox"/> | <input checked="" type="checkbox"/> | <input type="checkbox"/> | <input type="checkbox"/> | <input checked="" type="checkbox"/> |
| TL44S2GORBBB | 2" SQUARE LENS PINHOLE ML4 TRIM, OIL RUBBED BRONZE FLANGE, BLACK LENS FRAME | 080083756346 | 0.28 | 6 | 1260 | <input type="checkbox"/> | <input checked="" type="checkbox"/> | <input type="checkbox"/> | <input type="checkbox"/> | <input checked="" type="checkbox"/> |


★ Indicates ARRA Eligible Product ⓔ Indicates EISA Compliant Pulse Start Products  Indicates MarketPro Product


Please reference the Cooper Lighting Stock Guide Terms and Conditions page. Pictures are a representation of product categories and may not illustrate the exact skus listed. Product information is subject to change without notice. Consult factory representative for additional information and inventory details. Visit www.cooperlighting.com for more product information.

| CATALOG NUMBER | DESCRIPTION | UPC CODE | WEIGHT | CASE QTY | PALLET QTY | IL | CA | NJ | TX | GA |
|--|--|--------------|--------|----------|------------|----|----|----|----|----|
|  | TL45R 2" Lens Wall Wash Pinhole Round | | | | | | | | | |
| TL45R6GMWWB | 2" ROUND LENS WALL WASH PINHOLE, MATTE WHITE FLANGE, WHITE LENS FRAME | 080083756407 | 0.41 | 6 | 1260 | | • | | | • |
| TL45R6GMWBB | 2" SQUARE LENS PINHOLE, ML4 TRIM, MATTE WHITE FLANGE, BLACK LENS FRAME | 080083758470 | 0.41 | 6 | 1260 | | • | | | • |


| | | | | | | | | | | |
|--|--|--------------|------|---|------|--|---|--|--|---|
|  | TL46S 2" Lens Wall Wash Pinhole Square | | | | | | | | | |
| TL46S6GMWWB | 2" SQUARE LENS WALL WASH PINHOLE, MATTE WHITE FLANGE, WHITE LENS FRAME | 080083756421 | 0.45 | 6 | 1260 | | • | | | • |
| TL46S6GMWBB | 2" SQUARE LENS WALL WASH PINHOLE, MATTE WHITE FLANGE, BLACK LENS FRAME | 080083758494 | 0.45 | 6 | 1260 | | • | | | • |

ML4 LED Module

| | | | | | | | | | | |
|--|---|--------------|-------|----|------|---|---|--|---|---|
|  | 4" LED Module | | | | | | | | | |
| ML4D09NFL927E | 4" LED DOWNLIGHT MODULE, 900 LM, NARROW FLOOD, 90 CRI, 2700 K, 120 - 277V, LE/TE 5PCT DIMMING | 080083756629 | 1.541 | 6 | 384 | • | • | | • | • |
| ML4D09NFL930E | 4" LED DOWNLIGHT MODULE, 900 LM, NARROW FLOOD, 90 CRI, 3000 K, 120 - 277V, LE/TE 5PCT DIMMING | 080083756643 | 1.4 | 6 | 384 | • | • | | • | • |
| ML4D09NFL935E | 4" LED DOWNLIGHT MODULE, 900 LM, NARROW FLOOD, 90 CRI, 3500 K, 120 - 277V, LE/TE 5PCT DIMMING | 080083756667 | 1.541 | 6 | 384 | | • | | | • |
| ML4D09NFL940E | 4" LED DOWNLIGHT MODULE, 900 LM, NARROW FLOOD, 90 CRI, 4000 K, 120 - 277V, LE/TE 5PCT DIMMING | 080083756681 | 1.541 | 6 | 384 | | • | | | • |
| TIR50AWW25 | ML4 ASYMETRIC WALL WASH TIR OPTIC | 080083755783 | 0.11 | 12 | 4536 | | • | | | • |
| TIR50FL40 | ML4 40 DEGREE, FLOOD, TIR OPTIC | 080083755646 | 0.11 | 12 | 4536 | | • | | | • |
| TIR50NFL25 | ML4 25 DEGREE, NARROW FLOOD, TIR OPTIC | 080083755622 | 0.11 | 12 | 4536 | | • | | | • |
| TIR50WFL55 | ML4 55 DEGREE, WIDE FLOOD, TIR OPTIC | 080083755769 | 0.11 | 12 | 4536 | | • | | | • |
| T24HWKIT | ML4 TITLE 24 LED HARDWARE KIT | 080083754670 | 0.25 | 1 | 432 | | | | | • |

| | | | | | | | | | | |
|---|--|--------------|-----|---|-----|--|---|--|--|---|
|  | Media Holder | | | | | | | | | |
| LH501MB12PK | MEDIA HOLDER FOR 50MM LENS, MATTE BLACK, 12 PACK | 080083755806 | 0.4 | 1 | 540 | | • | | | • |

4" Mounting Frame (Used with H245RICAT, HS4R and HS4S Housings)


| | | | | | | | | | | |
|--|--|--------------|-----|---|----|--|---|--|--|---|
|  | Mounting Frame | | | | | | | | | |
| H4NCMF | 4" MOUNTING FRAME FOR NEW CONSTRUCTION | 080083758265 | 0.5 | 6 | 84 | | • | | | • |

| CATALOG NUMBER | DESCRIPTION | UPC CODE | WEIGHT | CASE QTY | PALLET QTY | IL | CA | NJ | TX | GA |
|--|--|--------------|--------|----------|------------|----|----|----|----|-----|
| 5" E5 Housing | | | | | | | | | | |
|  | IC Air-Tite | | | | | | | | | |
| E51CATNB | 5" IC, AIR-TITE, NEW CONSTRUCTION, NO SOCKET BRACKET HOUSING, 120V | 080083737390 | 1.87 | 6 | 144 | • | • | | | ★ Ⓜ |
| E51CAT | 5" IC, AIR-TITE, NEW CONSTRUCTION HOUSING, 120V | 080083737420 | 2.4 | 6 | 144 | • | • | • | • | ★ Ⓜ |
| E550ICAT | 5" IC, AIR-TITE, LED NEW CONSTRUCTION HOUSING, 120V | 080083774982 | 1.9 | 6 | 144 | | • | | | ★ |
|  | IC Air-Tite Remodel | | | | | | | | | |
| E51RICAT | 5" IC, AIR-TITE, REMODEL HOUSING, 120V | 080083737307 | 1.63 | 6 | 180 | • | • | • | | ★ Ⓜ |
| E550RICAT | 5" IC, AIR-TITE, LED REMODEL HOUSING, 120V | 080083778560 | 1.8 | 6 | 180 | | | | | ★ |
|  | Non-IC Air-Tite Remodel | | | | | | | | | |
| E5RTAT | 5" NON-IC, AIR-TITE, REMODEL HOUSING, 120V | 080083737277 | 1.8 | 6 | 180 | • | • | | | ★ |
|  | Non-IC Air-Tite | | | | | | | | | |
| E5TAT | 5" NON-IC, AIR-TITE, NEW CONSTRUCTION HOUSING, 120V | 080083737369 | 1.87 | 6 | 144 | • | • | | | ★ |
| E5TATNB | 5" NON-IC, AIR-TITE, NEW CONSTRUCTION, NO SOCKET BRACKET HOUSING, 120V | 080083737338 | 1.85 | 6 | 144 | • | • | | | ★ |
| 5" 5100 and 5200 Trim | | | | | | | | | | |
|  | 5102BB Baffle | | | | | | | | | |
| 5102BB | 5" BLACK TAPERED METAL BAFFLE, WHITE SELF-FLANGE RING | 080083743834 | 0.33 | 6 | 1512 | • | • | | | |
|  | 5102WB Baffle | | | | | | | | | |
| 5102WB | 5" WHITE TAPERED METAL BAFFLE, WHITE SELF-FLANGE RING | 080083743841 | 0.33 | 6 | 1512 | • | • | | | |
|  | 5107SC Reflector | | | | | | | | | |
| 5107SC | 5" SPECULAR CLEAR TAPERED REFLECTOR, WHITE SELF-FLANGE RING | 080083743858 | 0.17 | 6 | 1512 | • | • | | | |
|  | 5109BB Baffle | | | | | | | | | |
| 5109BB | 5" BLACK PLASTIC TAPERED COILEX? BAFFLE, WHITE SELF-FLANGE RING | 080083743049 | 0.23 | 6 | 600 | • | • | | | |
|  | 5109BKBB Baffle | | | | | | | | | |
| 5109BKBB | 5" BLACK PLASTIC TAPERED COILEX? BAFFLE, BLACK SELF-FLANGE RING | 080083743056 | 0.23 | 6 | 600 | • | • | | | |
|  | 5109WB Baffle | | | | | | | | | |
| 5109WB | 5" WHITE PLASTIC TAPERED COILEX? BAFFLE, WHITE SELF-FLANGE RING | 080083743063 | 0.35 | 36 | 864 | • | • | | | |

★ Indicates ARRA Eligible Product Ⓜ Indicates EISA Compliant Pulse Start Products  Indicates MarketPro Product

Please reference the Cooper Lighting Stock Guide Terms and Conditions page. Pictures are a representation of product categories and may not illustrate the exact skus listed. Product information is subject to change without notice. Consult factory representative for additional information and inventory details. Visit www.cooperlighting.com for more product information.

| CATALOG NUMBER | DESCRIPTION | UPC CODE | WEIGHT | CASE QTY | PALLET QTY | IL | CA | NJ | TX | GA |
|---|--|--------------|--------|----------|------------|----|----|----|----|----|
|  5110BB Baffle 5110BB | 5" BLACK PERFTEX? BAFFLE, WHITE SELF-FLANGE RING | 080083743070 | 0.2 | 6 | 900 | • | • | | | • |
|  5110BKBB Baffle 5110BKBB | 5" BLACK PERFTEX? BAFFLE, BLACK SELF-FLANGE RING | 080083743087 | 0.2 | 6 | 900 | • | • | | | • |
|  5110WB Baffle 5110WB | 5" WHITE PERFTEX? BAFFLE, WHITE SELF-FLANGE RING | 080083743094 | 0.35 | 36 | 864 | • | • | | | • |
|  5120SN Reflector 5120SN | 5" FULL CONE SATIN NICKEL REFLECTOR, SATIN NICKEL SELF-FLANGE | 080083743100 | 0.28 | 6 | 288 | • | • | | | • |
|  5120TBZ Reflector 5120TBZ | 5" FULL CONE TUSCAN BRONZE REFLECTOR, TUSCAN BRONZE SELF-FLANGE RING | 080083743117 | 0.28 | 6 | 288 | • | • | | | • |
|  5120WH Reflector 5120WH | 5" FULL CONE WHITE REFLECTOR, WHITE SELF-FLANGE RING | 080083743124 | 0.28 | 6 | 288 | • | • | | | • |
|  5121WH Reflector 5121WH | 5" SHALLOW FULL CONE WHITE REFLECTOR, WHITE SELF-FLANGE RING | 080083743131 | 0.28 | 6 | 288 | • | • | | | • |
|  5125BB Baffle 5125BB | 5" FULL CONE BLACK BAFFLE, WHITE SELF-FLANGE RING | 080083743148 | 0.31 | 6 | 288 | • | • | | | • |
|  5125BKBB Baffle 5125BKBB | 5" FULL CONE BLACK BAFFLE, BLACK SELF-FLANGE RING | 080083743155 | 0.31 | 6 | 288 | • | • | | | • |
|  5125WB Baffle 5125WB | 5" FULL CONE WHITE BAFFLE, WHITE SELF-FLANGE RING | 080083743162 | 0.458 | 24 | 288 | • | • | • | | • |
|  5126BB Baffle 5126BB | 5" SHALLOW FULL CONE BLACK BAFFLE, WHITE SELF-FLANGE RING | 080083743179 | 0.26 | 6 | 360 | • | • | | | • |

★ Indicates ARRA Eligible Product ⓔ Indicates EISA Compliant Pulse Start Products  Indicates MarketPro Product

Please reference the Cooper Lighting Stock Guide Terms and Conditions page. Pictures are a representation of product categories and may not illustrate the exact skus listed. Product information is subject to change without notice. Consult factory representative for additional information and inventory details. Visit www.cooperlighting.com for more product information.

| CATALOG NUMBER | DESCRIPTION | UPC CODE | WEIGHT | CASE QTY | PALLET QTY | IL | CA | NJ | TX | GA |
|--|--|--------------|--------|----------|------------|----|----|----|----|----|
|  5126WB Baffle 5126WB | 5" SHALLOW FULL CONE WHITE BAFFLE, WHITE SELF-FLANGE RING | 080083745425 | 0.26 | 6 | 288 | • | • | | | • |
|  5130WH Eyeball 5130WH | 5" WHITE ADJUSTABLE EYEBALL & SELF-FLANGE RING 35-DEGREE MAX. TILT FOR PAR30'S | 080083743605 | 0.66 | 12 | 288 | • | • | • | | • |
|  5135WH Eyeball 5135WH | 5" WHITE ADJUSTABLE EYEBALL & SELF-FLANGE RING 35-DEGREE MAX. TILT FOR PAR20'S | 080083743612 | 0.72 | 6 | 288 | • | • | | | • |
|  5145SN Reflector 5145SN | 5" SATIN NICKEL REFL. OPEN WET LOCATION SHOWER, DEEP SELF-FLANGE RING | 080083742998 | 0.29 | 6 | 360 | • | • | | | • |
|  5145TBZ Reflector 5145TBZ | 5" TUSCAN BRONZE REFL. OPEN WET LOCATION SHOWER, DEEP SELF-FLANGE RING | 080083743001 | 0.29 | 6 | 360 | • | • | | | • |
|  5145WH Reflector 5145WH | 5" WHITE REFL. OPEN WET LOCATION SHOWERLIGHT, DEEP SELF-FLANGE RING | 080083743018 | 0.29 | 6 | 360 | • | • | | | • |
|  5146SN Reflector 5146SN | 5" SATIN NICKEL REFL. OPEN WET LOCATION SHOWERLIGHT, SELF-FLANGE RING | 080083743025 | 0.31 | 6 | 360 | • | • | | | • |
|  5146TBZ Reflector 5146TBZ | 5" TUSCAN BRONZE REFL. OPEN WET LOCATION SHOWERLIGHT, SELF-FLANGE RING | 080083743032 | 0.31 | 6 | 360 | • | • | | | • |
|  5146WH Reflector 5146WH | 5" WHITE REFLECTOR, OPEN WET LOCATION SHOWERLIGHT, SELF-FLANGE RING | 080083745463 | 0.31 | 6 | 288 | • | • | | | • |
|  5150SN Showerlight 5150SN | 5" FROST DOME GLASS LENS, SATIN NICKEL PLASTIC SF RING, SHOWERLIGHT | 080083743766 | 0.6 | 6 | 180 | • | • | | | • |
|  5150TBZ Showerlight 5150TBZ | 5" FROST DOME GLASS LENS, TUSCAN BRONZE PLASTIC SF RING, SHOWERLIGHT | 080083743773 | 0.6 | 6 | 180 | • | • | | | • |

★ Indicates ARRA Eligible Product ⓔ Indicates EISA Compliant Pulse Start Products  Indicates MarketPro Product

Please reference the Cooper Lighting Stock Guide Terms and Conditions page. Pictures are a representation of product categories and may not illustrate the exact skus listed. Product information is subject to change without notice. Consult factory representative for additional information and inventory details. Visit www.cooperlighting.com for more product information.

| CATALOG NUMBER | DESCRIPTION | UPC CODE | WEIGHT | CASE QTY | PALLET QTY | IL | CA | NJ | TX | GA |
|--|---|--------------|--------|----------|------------|----|----|----|----|----|
|  5150WH Showerlight 5150WH | 5" FROST DOME GLASS LENS, WHITE PLASTIC SELF-FLANGE RING, SHOWERLIGHT | 080083743780 | 0.6 | 6 | 192 | • | • | | | • |
|  5162WH Reflector 5162WH | 5" DROP OPAL PLASTIC LENS, REFLECTOR, WHITE PLASTIC TRIM, SHOWERLIGHT | 080083745487 | 0.34 | 6 | 144 | | | | | • |
|  5165BK Gimbal 5165BK | 5" BLACK ADJUSTABLE GIMBAL & BLACK TRIM RING 35-DEGREE MAX. TILT | 080083743629 | 0.46 | 6 | 576 | • | • | | | • |
|  5165SN Gimbal 5165SN | 5" SATIN NICKEL ADJUSTABLE GIMBAL & TRIM RING 35-DEGREE MAX. TILT | 080083743636 | 0.46 | 6 | 576 | • | • | | | • |
|  5165TBZ Gimbal 5165TBZ | 5" TUSCAN BRONZE ADJUSTABLE GIMBAL & TRIM RING 35-DEGREE MAX. TILT | 080083743643 | 0.46 | 6 | 576 | • | • | | | • |
|  5165WH Gimbal 5165WH | 5" WHITE ADJUSTABLE GIMBAL & TRIM RING 35-DEGREE MAX. TILT | 080083745500 | 0.46 | 6 | 576 | • | • | | | • |
|  5175SN Open 5175SN | 5" OPEN, SATIN NICKEL SELF-FLANGE | 080083743865 | 0.28 | 12 | 1728 | • | • | | | • |
|  5175TBZ Open 5175TBZ | 5" OPEN, TUSCAN BRONZE SELF-FLANGE | 080083743872 | 0.28 | 12 | 1440 | • | • | | | • |
|  5175WH Open 5175WH | 5" OPEN, WHITE SELF-FLANGE | 080083743889 | 0.28 | 12 | 1728 | • | • | | | • |
|  5176SN Open 5176SN | 5" OPEN, W/ SOCKET SUPPORT, SATIN NICKEL SELF-FLANGE | 080083743896 | 0.54 | 6 | 192 | • | • | | | • |
|  5176TBZ Open 5176TBZ | 5" OPEN, W/ SOCKET SUPPORT, TUSCAN BRONZE SELF-FLANGE | 080083743902 | 0.54 | 6 | 192 | • | • | | | • |








★ Indicates ARRA Eligible Product ⓔ Indicates EISA Compliant Pulse Start Products  Indicates MarketPro Product

Please reference the Cooper Lighting Stock Guide Terms and Conditions page. Pictures are a representation of product categories and may not illustrate the exact skus listed. Product information is subject to change without notice. Consult factory representative for additional information and inventory details. Visit www.cooperlighting.com for more product information.

| CATALOG NUMBER | DESCRIPTION | UPC CODE | WEIGHT | CASE | | PALLET | | | | |
|---|--|--------------|--------|------|------|--------|----|----|----|----|
| | | | | QTY | QTY | IL | CA | NJ | TX | GA |
|  5176WH Open 5176WH | 5" OPEN, W/ SOCKET SUPPORT, WHITE SELF-FLANGE | 080083743919 | 0.54 | 6 | 192 | • | • | • | • | • |
|  5185SN Splay 5185SN | 5" SPLAY, SATIN NICKEL SELF-FLANGE | 080083743926 | 0.29 | 12 | 1080 | • | • | • | • | • |
|  5185TBZ Splay 5185TBZ | 5" SPLAY, TUSCAN BRONZE SELF-FLANGE | 080083743933 | 0.29 | 12 | 1080 | • | • | • | • | • |
|  5185WH Splay 5185WH | 5" SPLAY, WHITE SELF-FLANGE | 080083743940 | 0.29 | 12 | 1080 | • | • | • | • | • |
|  5186SN Splay 5186SN | 5" SPLAY, W/ SOCKET SUPPORT, SATIN NICKEL SELF-FLANGE | 080083743957 | 0.57 | 6 | 192 | • | • | • | • | • |
|  5186TBZ Splay 5186TBZ | 5" SPLAY, W/ SOCKET SUPPORT, TUSCAN BRONZE SELF-FLANGE | 080083743964 | 0.57 | 6 | 192 | • | • | • | • | • |
|  5186WH Splay 5186WH | 5" SPLAY, W/ SOCKET SUPPORT, WHITE SELF-FLANGE | 080083745449 | 0.57 | 6 | 192 | • | • | • | • | • |
|  5222BB Baffle 5222BB | 5" REGRESSED ADJUSTABLE, BLACK BAFFLE, WHITE RING 30-DEGREE MAX. TILT | 080083743568 | 3.36 | 6 | 192 | • | • | • | • | • |
|  5222H Reflector 5222H | 5" REGRESSED ADJUSTABLE, HAZE REFLECTOR, WHITE RING 30-DEG. MAX. TILT | 080083743575 | 3.36 | 6 | 192 | • | • | • | • | • |
|  5222SC Reflector 5222SC | 5" REGRESSED ADJUSTABLE, SPEC. REFLECTOR, WHITE RING 30-DEG. MAX. TILT | 080083743582 | 3.36 | 6 | 192 | • | • | • | • | • |
|  5222WB Baffle 5222WB | 5" REGRESSED ADJUSTABLE, WHITE BAFFLE, TRIM RING 30-DEG. MAX. TILT | 080083743599 | 3.36 | 6 | 192 | • | • | • | • | • |










★ Indicates ARRA Eligible Product ⓔ Indicates EISA Compliant Pulse Start Products  Indicates MarketPro Product

Please reference the Cooper Lighting Stock Guide Terms and Conditions page. Pictures are a representation of product categories and may not illustrate the exact skus listed. Product information is subject to change without notice. Consult factory representative for additional information and inventory details. Visit www.cooperlighting.com for more product information.

| CATALOG NUMBER | DESCRIPTION | UPC CODE | WEIGHT | CASE | | PALLET | | | | |
|---|---|--------------|--------|------|-----|--------|----|----|----|----|
| | | | | QTY | QTY | IL | CA | NJ | TX | GA |
|  5230AH Showerlight 5230AH | 5" SQUIRCLE FROST GLASS LENS, ALUMINUM HAZE METAL RING, SHOWERLIGHT | 080083743650 | 0.8 | 6 | 144 | | | | | • |
|  5230PN Showerlight 5230PN | 5" SQUIRCLE FROST GLASS LENS, POLISHED NICKEL METAL RING, SHOWERLIGHT | 080083743667 | 0.8 | 6 | 144 | | | | | • |
|  5230SN Showerlight 5230SN | 5" SQUIRCLE FROST GLASS LENS, SATIN NICKEL METAL RING, SHOWERLIGHT | 080083743674 | 0.8 | 6 | 144 | | | | | • |
|  5230TBZ Showerlight 5230TBZ | 5" SQUIRCLE FROST GLASS LENS, TUSCAN BRONZE METAL RING, SHOWERLIGHT | 080083743681 | 0.8 | 6 | 144 | | | | | • |
|  5255SN Showerlight 5255SN | 5" SOFT SQUARE FROST CURVE GLASS LENS, SATIN NICKEL PLASTIC SF RING, SHOWERLIGHT | 080083743698 | 0.9 | 6 | 300 | | | | | • |
|  5255TBZ Showerlight 5255TBZ | 5" SOFT SQUARE FROST CURVE GLASS LENS, TUSCAN BRONZE PLASTIC SF RING, SHOWERLIGHT | 080083743704 | 0.9 | 6 | 240 | • | • | | | • |
|  5255WH Showerlight 5255WH | 5" SOFT SQUARE FROST CURVE GLASS LENS, WHITE PLASTIC SF RING, SHOWERLIGHT | 080083743711 | 0.9 | 18 | 720 | | | | | • |










★ Indicates ARRA Eligible Product Ⓜ Indicates EISA Compliant Pulse Start Products  Indicates MarketPro Product

Please reference the Cooper Lighting Stock Guide Terms and Conditions page. Pictures are a representation of product categories and may not illustrate the exact skus listed. Product information is subject to change without notice. Consult factory representative for additional information and inventory details. Visit www.cooperlighting.com for more product information.

| CATALOG NUMBER | DESCRIPTION | UPC CODE | WEIGHT | CASE QTY | PALLET QTY | IL | CA | NJ | TX | GA | |
|--|----------------------------|---|--------------|----------|------------|-----|----|----|----|----|---|
| 5" H5 Housing | | | | | | | | | | | |
|  | IC Air-Tite | | | | | | | | | | |
| | H5ICAT | 5" HOUSING IC AIR-TITE 120V LINE VOLTAGE | 080083609413 | 2.4 | 6 | 120 | • | • | • | • | ★ |
| | H5ICATNB | 5" IC, AIR-TITE NEW CONSTRUCTION, NO SOCKET BRACKET HOUSING, 120V | 080083756063 | 2.4 | 6 | 120 | • | • | • | • | ★ |
|  | IC Air-Tite Remodel | | | | | | | | | | |
| | H5RICAT | 5" HOUSING IC AIR-TITE REMODEL 120V LINE VOLTAGE | 080083609444 | 1.4 | 6 | 144 | • | • | • | • | ★ |
|  | Non-IC Remodel | | | | | | | | | | |
| | H5RT | 5" HOUSING NON-IC REMODEL 120V LINE VOLTAGE | 662400602668 | 2.4 | 6 | 180 | • | • | • | • | ★ |
|  | Non-IC | | | | | | | | | | |
| | H5T | 5" HOUSING NON-IC 120V LINE VOLTAGE | 662400602651 | 3.25 | 6 | 120 | • | • | • | • | ★ |
| 5" H5 Shallow Housing | | | | | | | | | | | |
|  | IC Air-Tite | | | | | | | | | | |
| | H25ICAT | 5" HOUSING ICAT SHALLOW 120V LINE VOLTAGE | 662400664109 | 2.059 | 6 | 144 | • | • | • | • | ★ |
| 5" H5 Trim | | | | | | | | | | | |
|  | Splay Trim | | | | | | | | | | |
| | 5000P | 5" TRIM SPLAY WHITE TRIM AND WHITE SPLAY | 662400602712 | 0.45 | 6 | 300 | • | • | • | • | |
| | 5000SN | 5" TRIM SPLAY SATIN NICKEL TRIM AND SATIN NICKEL SPLAY | 623961112881 | 0.45 | 6 | 300 | • | • | • | • | |
| | 5000TBZ | 5" TRIM SPLAY TUSCAN BRONZE TRIM AND TUSCAN BRONZE SPLAY | 623961311802 | 0.496 | 6 | 240 | • | • | • | • | |
|  | Metal Splay Baffle | | | | | | | | | | |
| | 5001MB | 5" TRIM METAL BAFFLE WHITE TRIM WITH BLACK BAFFLE | 662400602736 | 0.45 | 6 | 360 | • | • | • | • | |
| | 5001P | 5" TRIM METAL SPLAY BAFFLE WHITE TRIM WITH WHITE BAFFLE | 662400602729 | 0.45 | 6 | 360 | • | • | • | • | ★ |
| | 5001SN | 5" TRIM BAFFLE SATIN NICKEL TRIM WITH SATIN NICKEL BAFFLE | 080083588886 | 0.668 | 6 | 360 | • | • | • | • | ★ |
| | 5001TBZ | 5" TRIM BAFFLE TUSCAN BRONZE TRIM WITH TUSCAN BRONZE BAFFLE | 623961311826 | 0.588 | 6 | 360 | • | • | • | • | |
|  | Step Baffle | | | | | | | | | | |
| | 5010 | 5" TRIM BAFFLE WHITE TRIM WITH BLACK BAFFLE PAR | 662400602743 | 0.74 | 6 | 360 | • | • | • | • | ★ |
| | 5010W | 5" TRIM BAFFLE WHITE TRIM WITH WHITE BAFFLE PAR | 662400602750 | 0.844 | 6 | 360 | • | • | • | • | |
|  | High Coilex Baffle | | | | | | | | | | |
| | 5012W | 5" TRIM DEEP BAFFLE WHITE TRIM WITH WHITE BAFFLE | 662400602811 | 1.021 | 6 | 192 | • | • | • | • | ★ |


★ Indicates ARRA Eligible Product Ⓢ Indicates EISA Compliant Pulse Start Products  Indicates MarketPro Product


Please reference the Cooper Lighting Stock Guide Terms and Conditions page. Pictures are a representation of product categories and may not illustrate the exact skus listed. Product information is subject to change without notice. Consult factory representative for additional information and inventory details. Visit www.cooperlighting.com for more product information.

| CATALOG NUMBER | DESCRIPTION | UPC CODE | WEIGHT | CASE QTY | PALLET QTY | IL | CA | NJ | TX | GA |
|---|--|--------------|--------|----------|------------|----|----|----|----|----|
| Shallow Metal Baffle | | | | | | | | | | |
|  5014P | 5" TRIM SHALLOW METAL BAFFLE WHITE TRIM WITH WHITE BAFFLE | 662400664086 | 0.593 | 6 | 270 | • | • | • | • | • |
| Coilex Baffle with Reflector and Torsion Springs | | | | | | | | | | |
|  5016P | 5" TRIM BAFFLE WHITE TRIM WITH BLACK BAFFLE COILEX | 623961558962 | 1.18 | 6 | 180 | | | | | |
| 5016W | 5" TRIM BAFFLE WHITE TRIM WITH WHITE BAFFLE COILEX | 623961558979 | 0.989 | 6 | 144 | • | • | • | • | • |
| Reflector Cone | | | | | | | | | | |
|  5020H | 5" TRIM REFLECTOR CONE WHITE TRIM WITH HAZE REFLECTOR | 622697053390 | 0.337 | 6 | 216 | • | • | • | • | ★ |
| 5020P | 5" TRIM REFLECTOR CONE WHITE TRIM WITH WHITE REFLECTOR | 662400602781 | 0.84 | 6 | 192 | • | • | • | • | ★ |
| 5020RG | 5" TRIM REFLECTOR CONE WHITE TRIM WITH RESIDENTIAL GOLD REFLECTOR | 662400602798 | 0.721 | 6 | 192 | | | | • | ★ |
| 5020SC | 5" TRIM REFLECTOR CONE WHITE TRIM WITH CLEAR SPECULAR REFLECTOR | 662400602767 | 0.83 | 6 | 288 | • | • | • | • | ★ |
| 5020SN | 5" TRIM REFLECTOR CONE SATIN NICKEL TRIM WITH SATIN NICKEL REFLECTOR | 623961112843 | 0.662 | 6 | 144 | | | | • | |
| 5020TBZ | 5" TRIM REFLECTOR CONE TUSCAN BRONZE WITH TUSCAN BRONZE REFLECTOR | 623961311772 | 0.883 | 6 | 216 | | • | | • | |
| Reflector Trim | | | | | | | | | | |
|  5021H | 5" TRIM, FULL REFLECTOR HAZE, WHITE TRIM | 622697053406 | 0.784 | 6 | 84 | | | | • | ★ |
| Full Reflector | | | | | | | | | | |
|  5021SC | 5" TRIM FULL REFLECTOR WHITE TRIM WITH CLEAR SPECULAR REFLECTOR | 662400602828 | 0.666 | 6 | 216 | • | • | • | • | ★ |
| 5021SN | 5" TRIM FULL REFLECTOR SATIN NICKEL TRIM WITH SATIN NICKEL REFLECTOR | 080083508587 | 0.51 | 6 | 192 | | | | • | |
| Wall Wash with Baffle | | | | | | | | | | |
|  5030W | 5" TRIM WALL WASH WHITE TRIM AND SCOOP, WHITE BAFFLE | 662400664949 | 1.06 | 6 | 144 | • | • | • | • | |
| Frosted Lens Shower Light | | | | | | | | | | |
|  5051PS | 5" TRIM SHOWERLIGHT WHITE TRIM WITH FLAT FROST LENS | 080083521388 | 1.16 | 6 | 180 | • | • | • | • | • |
| Shower Light | | | | | | | | | | |
|  5054PS | 5" TRIM SHOWERLIGHT WHITE TRIM WITH FROSTED DOME DIFFUSER | 623961531644 | 1.25 | 6 | 144 | • | • | • | • | • |
| 5054SNS | 5" TRIM DROP SHOWERLIGHT SATIN NICKEL TRIM WITH FROSTED DIFFUSER | 623961836251 | 1.411 | 6 | 144 | • | • | • | • | |
| 5054TBZS | 5" TRIM DROP SHOWERLIGHT TUSCAN BRONZE TRIM WITH FROSTED DIFFUSER | 623961827365 | 1.725 | 6 | 144 | • | • | • | • | |
| Adjustable Gimbal - 25 Degree Tilt | | | | | | | | | | |
|  5060P | 5" TRIM GIMBAL WHITE TRIM WITH WHITE GIMBAL | 662400610700 | 0.734 | 6 | 750 | • | • | • | • | ★ |



★ Indicates ARRA Eligible Product ⓔ Indicates EISA Compliant Pulse Start Products  Indicates MarketPro Product



Please reference the Cooper Lighting Stock Guide Terms and Conditions page. Pictures are a representation of product categories and may not illustrate the exact skus listed. Product information is subject to change without notice. Consult factory representative for additional information and inventory details. Visit www.cooperlighting.com for more product information.

| CATALOG NUMBER | DESCRIPTION | UPC CODE | WEIGHT | CASE QTY | PALLET QTY | IL | CA | NJ | TX | GA |
|--|---|--------------|--------|----------|------------|----|----|----|----|----|
| Adjustable Eyeball - 30 Degree Tilt - 5070 | | | | | | | | | | |
|  5070P | 5" TRIM PAR30 EYEBALL WHITE TRIM WITH WHITE EYEBALL | 662400602682 | 0.8 | 6 | 360 | • | • | • | • | • |
| 5070SN | 5" TRIM PAR30 EYEBALL SATIN NICKEL TRIM WITH SATIN NICKEL EYEBALL, 30 DEGREE TILT | 623961113789 | 0.963 | 6 | 360 | • | • | • | • | • |
| 5070TBZ | 5" TRIM PAR30 EYEBALL TUSCAN BRONZE TRIM WITH TUSCAN BRONZE EYEBALL, 30 DEGREE TILT | 623961311864 | 2.617 | 6 | 360 | • | • | • | • | • |


| | | | | | | | | | | |
|--|---|--------------|-------|---|-----|---|---|---|---|---|
| Adjustable Eyeball - 30 Degree Tilt - 5071 | | | | | | | | | | |
|  5071P | 5" TRIM PAR20 EYEBALL WHITE TRIM WITH WHITE EYEBALL, 30 DEGREE TILT | 662400602705 | 1.026 | 6 | 360 | • | • | • | • | ★ |


5" LED Housing


| | | | | | | | | | | |
|---|--|--------------|------|---|-----|---|---|---|---|---|
| 5" IC Air-Tite Housing | | | | | | | | | | |
|  H550ICAT | 5" LED HOUSING, IC AIR-TITE, FOR LISTED HALO LED MODULES | 080083626533 | 2.25 | 6 | 120 | • | • | • | • | ★  |


| | | | | | | | | | | |
|--|---|--------------|------|---|-----|---|---|---|---|---|
| 5" IC Air-Tite Remodel Housing | | | | | | | | | | |
|  H550RICAT | 5" LED HOUSING, REMODEL, IC AIR-TITE, FOR LISTED HALO LED MODULES | 080083626557 | 1.15 | 6 | 144 | • | • | • | • | ★  |


5" ML56 LED Trim


| | | | | | | | | | | |
|---|---|--------------|-------|---|-----|---|---|---|---|---|
| Shallow Baffle Trim | | | | | | | | | | |
|  591WB | 5" TRIM, "DEAD FRONT" SHALLOW WHITE POLYMER BAFFLE & TRIM | 080083623280 | 0.588 | 6 | 300 | • | • | • | • | • |

| | | | | | | | | | | |
|---|--|--------------|-------|---|-----|---|---|---|---|---|
| Reflector Trim | | | | | | | | | | |
|  592H | 5" TRIM, REFLECTOR, HAZE, WHITE TRIM | 080083634286 | 0.548 | 6 | 300 | • | • | • | • | • |
| 592SC | 5" TRIM, REFLECTOR, SPECULAR CLEAR, WHITE TRIM | 080083623303 | 0.5 | 6 | 360 | • | • | • | • | • |
| 592W | 5" TRIM, REFLECTOR, WHITE, WHITE TRIM | 080083623341 | 0.614 | 6 | 360 | • | • | • | • | • |

| | | | | | | | | | | |
|--|---|--------------|-------|---|-----|---|---|---|---|---|
| Baffle Trim | | | | | | | | | | |
|  593BB | 5" TRIM, BLACK BAFFLE, WHITE TRIM | 080083623884 | 0.01 | 6 | 288 | • | • | • | • | • |
| 593SNB | 5" TRIM, SATIN NICKEL BAFFLE, SATIN NICKEL TRIM | 080083634309 | 0.5 | 6 | 300 | • | • | • | • | • |
| 593TBZB | 5" TRIM, TUSCAN BRONZE BAFFLE, TUSCAN BRONZE TRIM | 080083623921 | 0.61 | 6 | 300 | • | • | • | • | • |
| 593WB | 5" TRIM, WHITE BAFFLE, WHITE TRIM | 080083634293 | 0.488 | 6 | 300 | • | • | • | • | • |

| | | | | | | | | | | |
|---|---|--------------|------|---|-----|---|---|---|---|---|
| Eyeball Trim - 30 degree Tilt | | | | | | | | | | |
|  594SNB | 5" TRIM, LOW PROFILE EYEBALL, SATIN NICKEL | 080083623198 | 0.92 | 6 | 300 | • | • | • | • | • |
| 594TBZB | 5" TRIM, LOW PROFILE EYEBALL, TUSCAN BRONZE | 080083623211 | 0.01 | 6 | 300 | • | • | • | • | • |
| 594WB | 5" TRIM, LOW PROFILE EYEBALL, WHITE | 080083634347 | 0.95 | 6 | 360 | • | • | • | • | • |

| | | | | | | | | | | |
|--|--|--------------|-------|---|-----|---|---|---|---|---|
| Wall Wash Trim | | | | | | | | | | |
|  595WW | 5" WALL WASH TRIM, SPECULAR CLEAR, REPOSITIONABLE KICK REFLECTOR | 080083623945 | 0.663 | 6 | 300 | • | • | • | • | • |







| | | | | | | | | | | |
|--|---|--------------|-------|---|-----|---|---|---|---|---|
| Shallow Baffle Trim - 596WB | | | | | | | | | | |
|  596WB | 5" TRIM, SHALLOW WHITE BAFFLE, WHITE TRIM | 080083623969 | 0.555 | 6 | 300 | • | • | • | • | • |

★ Indicates ARRA Eligible Product Ⓢ Indicates EISA Compliant Pulse Start Products  Indicates MarketPro Product






Please reference the Cooper Lighting Stock Guide Terms and Conditions page. Pictures are a representation of product categories and may not illustrate the exact skus listed. Product information is subject to change without notice. Consult factory representative for additional information and inventory details. Visit www.cooperlighting.com for more product information.



| CATALOG NUMBER | DESCRIPTION | UPC CODE | WEIGHT | CASE QTY | PALLET QTY | IL CA NJ TX GA | | | | | |
|----------------|-------------|----------|--------|----------|------------|----------------|----|----|----|----|--|
| | | | | | | IL | CA | NJ | TX | GA | |



5/6" LT4 LED Retrofit Trim Kit



| Baffle-Trim | | | | | | | | | | | | |
|--|-------------|---|--------------|------|---|-----|---|---|---|---|---|---|
|  | LT560WH6927 | 5"/6" RETROFIT BAFFLE-TRIM LED MODULE, 120V, 90CRI, 2700 K, MATTE WHITE | 080083762897 | 1.16 | 6 | 288 | ● | ● | ● | ● | ● |  |
| | LT560WH6930 | 5"/6" RETROFIT BAFFLE-TRIM LED MODULE, 120V, 90CRI, 3000 K, MATTE WHITE | 080083742417 | 1.2 | 6 | 288 | ● | ● | ● | ● | ● |  |
| | LT560WH6935 | 5"/6" RETROFIT BAFFLE-TRIM LED MODULE, 120V, 90CRI, 3500 K, MATTE WHITE | 080083762910 | 1.1 | 6 | 288 | ● | ● | ● | ● | ● |  |
| | LT560WH6940 | 5"/6" RETROFIT BAFFLE-TRIM LED MODULE, 120V, 90CRI, 4000 K, MATTE WHITE | 080083762934 | 1.1 | 6 | 288 | ● | ● | ● | ● | ● |  |
| | LT560WH6950 | 5"/6" RETROFIT BAFFLE-TRIM LED MODULE, 120V, 90CRI, 5000 K, MATTE WHITE | 080083762613 | 1.18 | 6 | 288 | ● | ● | ● | ● | ● |  |


6" H7 Housing


| IC and IC Air-Tite | | | | | | | | | | | | |
|--|----------|---|--------------|------|---|-----|---|---|---|---|---|---|
|  | H7ICAT | 6" HOUSING IC AIR-TITE 120V LINE VOLTAGE INCANDESCENT | 080083609628 | 2.86 | 6 | 120 | ● | ● | ● | ● | ● | ★  |
| | H7ICATNB | 6" HOUSING IC AIR-TITE NO SOCKET BRACKET 120V LINE VOLTAGE INCANDESCENT | 662400612032 | 2.5 | 6 | 120 | ● | ● | ● | ● | ● | ★  |
| | H7ICT | 6" HOUSING IC 120V LINE VOLTAGE | 080083609680 | 3 | 6 | 120 | ● | ● | ● | ● | ● |  |
| | H7ICTNB | 6" HOUSING IC NO SOCKET BRACKET 120V LINE VOLTAGE INCANDESCENT | 662400608523 | 2.4 | 6 | 120 | ● | ● | ● | ● | ● |  |


| IC and IC Air-Tite Remodel - H7RICAT | | | | | | | | | | | | |
|--|---------|--|--------------|-----|---|-----|---|---|---|---|---|---|
|  | H7RICAT | 6" HOUSING IC AIR-TITE REMODEL HOUSING 120V LINE VOLTAGE | 662400610588 | 1.9 | 6 | 144 | ● | ● | ● | ● | ● | ★  |















| IC and IC Air-Tite Remodel | | | | | | | | | | | | |
|---|--------|---|--------------|------|---|-----|---|---|---|---|---|---|
|  | H7RICT | 6" HOUSING IC REMODEL HOUSING 120V LINE VOLTAGE | 662400600718 | 1.65 | 6 | 144 | ● | ● | ● | ● | ● | ★  |


| Non-IC Remodel | | | | | | | | | | | | |
|--|------|---|--------------|-----|---|-----|---|---|---|---|---|---|
|  | H7RT | 6" HOUSING NON-IC REMODEL HOUSING 120V LINE VOLTAGE | 662400600725 | 5.4 | 6 | 144 | ● | ● | ● | ● | ● | ★  |

| Non-IC | | | | | | | | | | | | |
|--|-----|-------------------------------------|--------------|-------|---|-----|---|---|---|---|---|---|
|  | H7T | 6" HOUSING NON-IC 120V LINE VOLTAGE | 080083609727 | 2.444 | 6 | 120 | ● | ● | ● | ● | ● | ★ |













| 6" Housing Non-IC, No Socket Bracket, 120V Line Voltage | | | | | | | | | | | | |
|--|-------|---|--------------|-----|---|-----|---|---|---|---|---|---|
|  | H7TNB | 6" HOUSING NON-IC, NO SOCKET BRACKET, 120V LINE VOLTAGE | 662400664628 | 3.1 | 6 | 120 | ● | ● | ● | ● | ● | ★ |

| IC Air-Tite Universal | | | | | | | | | | | | |
|--|---------|--|--------------|-----|---|----|---|---|---|---|---|---|
|  | H7UICAT | 6" HOUSING UNIVERSAL IC AIR-TITE 120V LINE VOLTAGE | 662400164753 | 4.6 | 4 | 60 | ● | ● | ● | ● | ● | ★ |

| CATALOG NUMBER | DESCRIPTION | UPC CODE | WEIGHT | CASE QTY | PALLET QTY | IL | CA | NJ | TX | GA | |
|--|---|--------------|--------|----------|------------|----|----|----|----|----|---|
| 6" H27 Shallow Housing | | | | | | | | | | | |
|  | IC and IC Air-Tite H27ICAT 6" HOUSING SHALLOW CEILING IC AIR-TITE 120V LINE VOLTAGE | 662400605898 | 2.7 | 6 | 144 | • | • | • | • | • | ★  |
|  | IC and IC Air-Tite Remodel H27RICAT 6" HOUSING SHALLOW CEILING IC AIR-TITE REMODEL 120V LINE VOLTAGE | 080083609253 | 1.6 | 6 | 180 | • | • | • | • | • | ★  |
|  | Non-IC Remodel H27RT 6" HOUSING SHALLOW CEILING NON-IC REMODEL 120V LINE VOLTAGE | 662400600732 | 1.548 | 6 | 180 | • | • | • | • | • | ★  |
|  | Non-IC H27T 6" HOUSING SHALLOW CEILING NON-IC 120V LINE VOLTAGE | 662400133148 | 3.3 | 6 | 120 | • | • | • | • | • | ★ |
| 6" H7 Trim | | | | | | | | | | | |
|  | Albalite Lens with Reflector - 170 170PS 6" TRIM SHOWERLIGHT ALBALITE LENS WITH REFLECTOR - SOCKET SUPPORTING WET LOCATION & AIR-TITE LISTED WHITE TRIM WITH FROSTED ALBALITE LENS | 662400130765 | 1 | 6 | 240 | • | • | • | • | • | |
|  | Dome Shower Light - 172 172PS 6" TRIM SHOWERLIGHT WITH DOME LENS AND REFLECTOR - SOCKET SUPPORTING WET LOCATION & AIR-TITE LISTED WHITE TRIM WITH FROSTED GLASS DOME | 662400663553 | 1.3 | 6 | 192 | • | • | • | • | • | |
|  | 172TBZS 6" TRIM SHOWERLIGHT WITH DOME LENS AND REFLECTOR - SOCKET SUPPORTING WET LOCATION & AIR-TITE LISTED TUSCAN BRONZE TRIM WITH FROSTED GLASS DOME | 623961312038 | 1.75 | 6 | 240 | • | • | • | • | • | |
|  | Fresnel Lens with Reflector - 173 173P 6" TRIM FRESNEL LENS WITH REFLECTOR - SOCKET SUPPORTING WHITE TRIM WITH FRESNEL LENS | 662400130802 | 1.2 | 6 | 240 | | | | | | ★ |
|  | 173PS 6" TRIM FRESNEL LENS WITH REFLECTOR - SOCKET SUPPORTING WET LOCATION & AIR-TITE LISTED WHITE TRIM WITH FRESNEL LENS | 662400318385 | 1.094 | 6 | 192 | • | • | • | • | • | ★ |
|  | Air-Tite Super Trim - Baffle - 30 30HAT 6" TRIM AIR-TITE SUPER TRIM - BAFFLE WHITE TRIM WITH HAZE REFLECTOR | 622697839826 | 0.5 | 6 | 450 | • | • | • | • | • | |
| | 30PAT 6" TRIM AIR-TITE SUPER TRIM - BAFFLE WHITE TRIM, BLACK BAFFLE, CLEAR REFLECTOR | 662400603313 | 0.416 | 18 | 360 | • | • | • | • | • | |
| | 30TBZAT 6" TRIM AIR-TITE SUPER TRIM - BAFFLE TUSCAN BRONZE TRIM WITH TUSCAN BRONZE BAFFLE AND REFLECTOR | 623961312052 | 0.477 | 18 | 432 | • | • | • | • | • | |
| | 30WAT 6" TRIM AIR-TITE SUPER TRIM - BAFFLE WHITE TRIM, WHITE BAFFLE, WHITE REFLECTOR | 662400603320 | 0.452 | 18 | 540 | • | • | • | • | • |  |
| | 30WATH 6" TRIM AIR-TITE SUPER TRIM - BAFFLE WHITE TRIM, WHITE BAFFLE, CLEAR REFLECTOR | 080083628469 | 0.5 | 6 | 450 | • | • | • | • | • | |
| | 30SNAT 6" TRIM AIR-TITE SUPER TRIM - BAFFLE SATIN NICKEL TRIM, SATIN NICKEL BAFFLE AND REFLECTOR | 080083588893 | 0.474 | 18 | 648 | • | • | • | • | • | |










★ Indicates ARRA Eligible Product Ⓢ Indicates EISA Compliant Pulse Start Products  Indicates MarketPro Product

Please reference the Cooper Lighting Stock Guide Terms and Conditions page. Pictures are a representation of product categories and may not illustrate the exact skus listed. Product information is subject to change without notice. Consult factory representative for additional information and inventory details. Visit www.cooperlighting.com for more product information.

| CATALOG NUMBER | DESCRIPTION | UPC CODE | WEIGHT | CASE QTY | PALLET QTY | IL | CA | NJ | TX | GA | | |
|--|--|--------------|--------|----------|------------|----|----|----|----|----|---|---|
| Air-Tite Super Trim - Reflector White - 30 | | | | | | | | | | | | |
|  30RGAT | 6" TRIM AIR-TITE SUPER TRIM - REFLECTOR WHITE TRIM WITH RESIDENTIAL GOLD REFLECTOR | 662400603344 | 0.447 | 18 | 540 | • | • | • | • | • | | |
| 30CAT | 6" TRIM AIR-TITE SUPER TRIM - REFLECTOR WHITE TRIM WITH CLEAR SPECULAR REFLECTOR | 662400603337 | 0.453 | 18 | 540 | • | • | • | • | • | | |
| Air-Tite Super Trim - Reflector Black - 30 | | | | | | | | | | | | |
|  30SBAT | 6" TRIM AIR-TITE SUPER TRIM - REFLECTOR BLACK SPECULAR REFLECTOR AND TRIM | 622697060855 | 0.441 | 18 | 432 | • | • | • | • | • | | |
| Open Trim with Socket Support - 30 | | | | | | | | | | | | |
|  300P | 6" TRIM OPEN - SOCKET SUPPORTING WHITE | 662400302421 | 0.6 | 6 | 450 | • | • | • | • | • |  | |
| 300SN | 6" TRIM OPEN - SOCKET SUPPORTING SATIN NICKEL | 623961113819 | 0.766 | 6 | 360 | • | • | • | • | • | | |
| Open Trim - 301 | | | | | | | | | | | | |
|  301P | 6" TRIM OPEN WHITE | 662400130864 | 0.4 | 12 | 1200 | • | • | • | • | • | | |
| 301SN | 6" TRIM - OPEN SATIN NICKEL | 623961113802 | 0.5 | 12 | 1200 | • | • | • | • | • | | |
| 301TBZ | 6" TRIM OPEN TUSCAN BRONZE | 623961311901 | 0.496 | 12 | 1200 | • | • | • | • | • | | |
| Wall Wash - 303 | | | | | | | | | | | | |
|  303P | 6" TRIM WALL WASH WHITE TRIM AND SCOOP | 662400130901 | 1.118 | 6 | 288 | | | | | | ★ | |
| Coilex Baffle - 310 | | | | | | | | | | | | |
|  310P | 6" TRIM COILEX BAFFLE WHITE TRIM WITH BLACK BAFFLE | 662400130932 | 0.611 | 6 | 360 | • | • | • | • | • | ★ | |
| RE-310SN | 6" TRIM COILEX BAFFLE SATIN NICKEL TRIM WITH BLACK BAFFLE | 080083515929 | 0.6 | 6 | 360 | • | • | • | • | • | | |
| 310TBZ | 6" TRIM COILEX BAFFLE TUSCAN BRONZE TRIM WITH BLACK BAFFLE | 623961311949 | 0.6 | 6 | 360 | • | • | • | • | • | | |
| 310W | 6" TRIM COILEX BAFFLE WHITE TRIM WITH WHITE BAFFLE | 080083515882 | 0.45 | 6 | 360 | • | • | • | • | • |  | |
| 310WG | 6" TRIM COILEX BAFFLE WHITE OVERSIZE TRIM RING WITH WHITE BAFFLE | 662400302360 | 0.6 | 6 | 300 | • | • | • | • | • | ★ | |
| Coilex Baffle - 312 | | | | | | | | | | | | |
|  312P | 6" TRIM COILEX BAFFLE - NARROW LAMP OPENING WHITE TRIM WITH BLACK BAFFLE | 662400634089 | 0.469 | 9 | 360 | | | | | • | ★ | |
| 312W | 6" TRIM COILEX BAFFLE - NARROW LAMP OPENING WHITE TRIM WITH WHITE BAFFLE | 662400634096 | 0.502 | 9 | 360 | • | • | • | • | • | ★ | |
| White Splay Trim - 327 | | | | | | | | | | | | |
|  327P | 6" TRIM SPLAY TRIM - SOCKET SUPPORTING WHITE SPLAY TRIM WITH TORSION SPRINGS | 662400635451 | 0.78 | 6 | 360 | | | | | • | • | ★ |
| White Splay Trim - 328 | | | | | | | | | | | | |
|  328P | 6" TRIM SPLAY WHITE SPLAY TRIM | 662400163831 | 0.554 | 12 | 600 | • | • | • | • | • | | |
| Metal Baffle - 353 | | | | | | | | | | | | |
|  353SN | 6" TRIM METAL BAFFLE SATIN NICKEL TRIM WITH SATIN NICKEL BAFFLE | 623961114236 | 0.35 | 6 | 540 | • | • | • | • | • | | |
| 353TBZ | 6" TRIM METAL BAFFLE TUSCAN BRONZE TRIM WITH TUSCAN BRONZE BAFFLE | 623961311963 | 0.464 | 6 | 450 | • | • | • | • | • | | |










★ Indicates ARRA Eligible Product ⓔ Indicates EISA Compliant Pulse Start Products  Indicates MarketPro Product

Please reference the Cooper Lighting Stock Guide Terms and Conditions page. Pictures are a representation of product categories and may not illustrate the exact skus listed. Product information is subject to change without notice. Consult factory representative for additional information and inventory details. Visit www.cooperlighting.com for more product information.

| CATALOG NUMBER | DESCRIPTION | UPC CODE | WEIGHT | CASE QTY | PALLET QTY | IL | CA | NJ | TX | GA | |
|--|--|--|---------------------------------|------------------|--------------------------|----|----|----|----|----|------------------|
|  Adjustable - 376 376P | 6" TRIM PAR30 ADJUSTABLE WITH BAFFLE WHITE TRIM RING, BLACK BAFFLE | 662400183754 | 0.673 | 12 | 600 | | | | • | • | ★ |
|  Adjustable with Splay - 378 378P | 6" TRIM PAR30 ADJUSTABLE SPLAY WHITE TRIM WITH WHITE SPLAY | 662400164630 | 0.817 | 6 | 300 | | • | | | • | ★ |
|  Open Trim - 401 401AL 401P | 6" TRIM OPEN LARGE APERTURE SATIN ALUMINUM TRIM 6" TRIM OPEN LARGE APERTURE WHITE TRIM | 662400131045 662400131069 | 0.39 0.376 | 12 12 | 1200 1200 | | • | | | • | ★ ★ |
|  Specular Reflector - 404 404C 404H 404SN 404TBZ | 6" TRIM FULL REFLECTOR - SOCKET SUPPORTING WHITE TRIM WITH CLEAR SPECULAR REFLECTOR INCANDESCENT 6" TRIM FULL REFLECTOR - SOCKET SUPPORTING WHITE TRIM WITH HAZE REFLECTOR INCANDESCENT 6" TRIM FULL REFLECTOR - SOCKET SUPPORTING SATIN NICKEL TRIM WITH SATIN NICKEL REFLECTOR 6" TRIM FULL REFLECTOR - SOCKET SUPPORTING TUSCAN BRONZE TRIM WITH TUSCAN BRONZE REFLECTOR | 662400131120 622697063641 623961114267 623961312007 | 0.59 0.557 0.585 0.743 | 6 6 6 6 | 180 144 180 192 | | | | • | • | ★ ★ • • |
|  Specular Reflector - 405 405H 405RG 405SC | 6" TRIM FULL REFLECTOR - SOCKET SUPPORTING WHITE TRIM WITH HAZE REFLECTOR 6" TRIM FULL REFLECTOR - SOCKET SUPPORTING WHITE TRIM WITH RESIDENTIAL GOLD REFLECTOR 6" TRIM FULL REFLECTOR - SOCKET SUPPORTING WHITE TRIM WITH CLEAR SPECULAR REFLECTOR | 622697053598 662400131168 662400131175 | 0.8 0.8 0.48 | 6 6 6 | 360 180 180 | | | | | • | • |
|  Self Flanged White Reflector - 4051P 4051P | 6" TRIM SELF FLANGED REFLECTOR WHITE WITH WHITE TRIM RING | 662400161097 | 0.983 | 6 | 180 | | | | | | ★ |
|  Coilex Baffle - 410 410P 410W 410WG | 6" TRIM R40, PAR38 BAFFLE WHITE TRIM WITH BLACK BAFFLE 6" TRIM R40, PAR38 BAFFLE WHITE TRIM WITH WHITE BAFFLE 6" TRIM R40, PAR38 BAFFLE OVERSIZE WHITE TRIM RING WITH WHITE BAFFLE | 662400131229 662400163039 662400302988 | 0.5 0.621 0.54 | 6 6 6 | 360 360 360 | | • | | • | • | ★ ★ ★ |
|  Regressed Eyeball - 30 Degree Tilt - 420 420P 420W | 6" TRIM REGRESSED EYEBALL WITH BAFFLE WHITE TRIM WITH WHITE EYEBALL AND BLACK BAFFLE 6" TRIM REGRESSED EYEBALL WITH BAFFLE WHITE TRIM WITH WHITE EYEBALL AND WHITE BAFFLE | 662400606000 662400606017 | 1.051 1.104 | 6 6 | 240 300 | | • | | | • | ★ • |
|  Wall Wash / Reflector Downlight - 424 424P | 6" TRIM WALL WASH DOWNLIGHT WHITE TRIM | 662400131298 | 1.01 | 6 | 144 | | | | | • | ★ |


★ Indicates ARRA Eligible Product ⓔ Indicates EISA Compliant Pulse Start Products  Indicates MarketPro Product

Please reference the Cooper Lighting Stock Guide Terms and Conditions page. Pictures are a representation of product categories and may not illustrate the exact skus listed. Product information is subject to change without notice. Consult factory representative for additional information and inventory details. Visit www.cooperlighting.com for more product information.

| CATALOG NUMBER | DESCRIPTION | UPC CODE | WEIGHT | CASE QTY | PALLET QTY | IL | CA | NJ | TX | GA |
|--|--|--------------|--------|----------|------------|----|----|----|----|----|
| Wall Wash with Coilex Baffle and Reflector Scoop - 425 | | | | | | | | | | |
|  425P | 6" TRIM WALL WASH WHITE WITH BLACK BAFFLE | 662400131304 | 1.032 | 4 | 240 | | | | | ★ |
| 425W | 6" TRIM WALL WASH WHITE WITH WHITE BAFFLE | 662400302957 | 1.03 | 4 | 288 | • | | | | ★ |
| Reflector Cone - 426 | | | | | | | | | | |
|  426 | 6" TRIM REFLECTOR CONE WHITE WITH CLEAR SPECULAR REFLECTOR CONE | 662400131311 | 0.46 | 6 | 360 | • | • | • | • | • |
| 426CG | 6" TRIM REFLECTOR CONE WHITE TRIM WITH CHAMPAGNE GOLD REFLECTOR CONE | 662400131328 | 1.631 | 6 | 1440 | | • | | | • |
| 426H | 6" TRIM REFLECTOR CONE WHITE TRIM WITH HAZE REFLECTOR CONE | 662400165170 | 0.392 | 6 | 360 | | | • | • | • |
| 426MB | 6" TRIM REFLECTOR CONE WHITE TRIM WITH SPECULAR BLACK REFLECTOR CONE | 662400131342 | 0.4 | 6 | 360 | | • | | | • |
| 426RG | 6" TRIM REFLECTOR CONE WHITE TRIM WITH RESIDENTIAL GOLD REFLECTOR CONE | 662400131359 | 0.515 | 6 | 360 | | • | | | • |
| 426SN | 6" TRIM REFLECTOR CONE SATIN NICKEL TRIM WITH SATIN NICKEL REFLECTOR CONE | 623961114250 | 0.446 | 6 | 288 | | • | | | • |
| 426TBZ | 6" TRIM REFLECTOR CONE TUSCAN BRONZE TRIM WITH TUSCAN BRONZE REFLECTOR CONE | 623961311987 | 0.448 | 6 | 360 | • | • | | | • |
| Dayform White Cone - 429 | | | | | | | | | | |
|  429P | 6" TRIM DAYFORM CONE WHITE TRIM AND SPLAY REFLECTOR | 662400167532 | 0.545 | 6 | 432 | | • | | | • |
| Adjustable with Splay - 478 | | | | | | | | | | |
|  478P | 6" TRIM ADJUSTABLE WITH SPLAY REFLECTOR WHITE TRIM WITH WHITE SPLAY | 662400164654 | 0.682 | 6 | 300 | | | | | • |
| Albalite Lens with Reflector - 70 | | | | | | | | | | |
|  70P | 6" TRIM ALBALITE LENS WHITE TRIM WITH FROSTED ALBALITE LENS | 662400130383 | 0.872 | 12 | 720 | | • | | | • |
| 70PS | 6" TRIM WET LOCATION AND AIR-TITE LISTED WHITE TRIM WITH FROSTED ALBALITE LENS | 080083628247 | 0.625 | 6 | 600 | • | • | • | • | • |
| 6" Albalite Lens with Reflector and Satin Nickel Ring - 70 | | | | | | | | | | |
|  70SNS | 6" TRIM, WET LOCATION AND AIR-TITE LISTED SATIN NICKEL TRIM WITH FROSTED ALBALITE LENS | 080083628506 | 1 | 6 | 600 | | • | | | • |
| Drop Opal Lens with Reflector - 71 | | | | | | | | | | |
|  71P | 6" TRIM DROP OPAL LENS WHITE TRIM WITH DROP OPAL LENS | 662400130437 | 1.28 | 6 | 450 | | | | | ★ |
| 71PS | 6" TRIM DROP OPAL LENS WET LOCATION AND AIR-TITE LISTED WHITE TRIM WITH DROP OPAL LENS | 662400646631 | 1.109 | 6 | 300 | | | • | | ★ |
| Fresnel Lens - 73 | | | | | | | | | | |
|  73P | 6" TRIM FRESNEL LENS WHITE TRIM WITH FRESNEL LENS | 662400130505 | 1 | 12 | 480 | | • | | | • |
| 73PS | 6" TRIM FRESNEL LENS WET LOCATION AND AIR-TITE LISTED WHITE TRIM WITH FRESNEL LENS | 662400601241 | 1.258 | 12 | 480 | | • | | • | ★ |
| Adjustable Gimbal - 76 | | | | | | | | | | |
|  76P | 6" TRIM GIMBAL RING - PAR 38 STANDARD OR SIDE PRONG LAMPS WHITE TRIM WITH GIMBAL RING | 662400130536 | 1.055 | 12 | 384 | | • | | | • |


★ Indicates ARRA Eligible Product ⓔ Indicates EISA Compliant Pulse Start Products  Indicates MarketPro Product


Please reference the Cooper Lighting Stock Guide Terms and Conditions page. Pictures are a representation of product categories and may not illustrate the exact skus listed. Product information is subject to change without notice. Consult factory representative for additional information and inventory details. Visit www.cooperlighting.com for more product information.


| CATALOG NUMBER | DESCRIPTION | UPC CODE | WEIGHT | CASE QTY | PALLET QTY | | | | | |
|--|--|--------------|--------|----------|------------|----|----|----|----|---|
| | | | | | IL | CA | NJ | TX | GA | |
| Eyeball - 30 Degree Tilt | | | | | | | | | | |
|  78P | 6" TRIM PAR30L EYEBALL WHITE TRIM WITH WHITE EYEBALL, 30 DEGREE TILT | 662400130628 | 1.1 | 6 | 240 | • | • | • | • | • |
| 78PAT | 6" TRIM PAR30L EYEBALL WHITE TRIM WITH WHITE EYEBALL - AIR-TITE TRIM, 30 DEGREE TILT | 662400611745 | 1.31 | 6 | 300 | • | • | • | • | ★ |
| 78SN | 6" TRIM PAR30L EYEBALL SATIN NICKEL TRIM WITH SATIN NICKEL EYEBALL, 30 DEGREE TILT | 623961113796 | 1.1 | 6 | 240 | • | • | • | • | • |
| 78TBZ | 6" TRIM PAR30L EYEBALL TUSCAN BRONZE TRIM WITH TUSCAN BRONZE EYEBALL, 30 DEGREE TILT | 623961311888 | 0.981 | 6 | 240 | • | • | • | • | • |


6" E7 Housing


| | | | | | | | | | | |
|--|---|--------------|------|---|-----|---|---|---|---|---------------------|
| E27ICAT New Construction | | | | | | | | | | |
|  E27ICAT | 6" IC, AIR-TITE, SHALLOW NEW CONSTRUCTION HOUSING, 120V | 080083737604 | 0.98 | 6 | 192 | • | • | • | • | ★ E M |


| | | | | | | | | | | |
|---|--|--------------|------|---|-----|---|---|---|---|---------------------|
| E27RICAT Remodel | | | | | | | | | | |
|  E27RICAT | 6" IC, AIR-TITE, SHALLOW REMODEL HOUSING, 120V | 080083737482 | 1.63 | 6 | 192 | • | • | • | • | ★ E M |


| | | | | | | | | | | |
|--|--|--------------|-----|---|-----|---|---|---|---|---|
| E27RTAT Remodel | | | | | | | | | | |
|  E27RTAT | 6" NON-IC, AIR-TITE, SHALLOW REMODEL HOUSING, 120V | 080083737451 | 1.8 | 6 | 192 | • | • | • | • | ★ |


| | | | | | | | | | | |
|--|---|--------------|------|---|-----|---|---|---|---|---|
| E27TAT New Construction | | | | | | | | | | |
|  E27TAT | 6" NON-IC, AIR-TITE, SHALLOW NEW CONSTRUCTION HOUSING, 120V | 080083737574 | 1.89 | 6 | 192 | • | • | • | • | ★ |

| | | | | | | | | | | |
|---|---|--------------|-----|---|-----|---|---|---|---|---------------------|
| E7ICAT New Construction | | | | | | | | | | |
|  E7ICAT | 6" IC, AIR-TITE, NEW CONSTRUCTION HOUSING, 120V | 080083737727 | 2.5 | 6 | 144 | • | • | • | • | ★ E M |

| | | | | | | | | | | |
|---|---|--------------|------|---|-----|---|---|---|---|---------------------|
| E7ICATNB New Construction | | | | | | | | | | |
|  E7ICATNB | 6" IC, AIRTITE, NEW CONSTRUCTION, NO SOCKET BRACKET HOUSING, 120V | 080083737697 | 2.23 | 6 | 144 | • | • | • | • | ★ E M |






| | | | | | | | | | | |
|--|--|--------------|-------|---|-----|---|---|---|---|---------------------|
| E7RICAT Remodel | | | | | | | | | | |
|  E7RICAT | 6" IC, AIR-TITE, REMODEL HOUSING, 120V | 080083737543 | 1.791 | 6 | 144 | • | • | • | • | ★ E M |

| | | | | | | | | | | |
|---|--|--------------|-----|---|-----|---|---|---|---|---|
| E7RTAT Remodel | | | | | | | | | | |
|  E7RTAT | 6" NON-IC, AIR-TITE, REMODEL HOUSING, 120V | 080083737512 | 1.9 | 6 | 144 | • | • | • | • | ★ |









| | | | | | | | | | | |
|--|---|--------------|------|---|-----|---|---|---|---|------------|
| E7TAT New Construction | | | | | | | | | | |
|  E7TAT | 6" NON-IC, AIR-TITE, NEW CONSTRUCTION HOUSING, 120V | 080083737666 | 1.96 | 6 | 144 | • | • | • | • | ★ E |

★ Indicates ARRA Eligible Product **E** Indicates EISA Compliant Pulse Start Products **M** Indicates MarketPro Product

Please reference the Cooper Lighting Stock Guide Terms and Conditions page. Pictures are a representation of product categories and may not illustrate the exact skus listed. Product information is subject to change without notice. Consult factory representative for additional information and inventory details. Visit www.cooperlighting.com for more product information.

| CATALOG NUMBER | DESCRIPTION | UPC CODE | WEIGHT | CASE PALLET | | | | | | | |
|--|--|--------------|--------|-------------|-----|----|----|----|----|----|---|
| | | | | QTY | QTY | IL | CA | NJ | TX | GA | |
|  E7TATNB New Construction E7TATNB | 6" NON-IC, AIR-TITE, NEW CONSTRUCTION, NO SOCKET BRACKET HOUSING, 120V | 080083737635 | 1.94 | 6 | 144 | • | • | | | • | ★ |
|  E750ICAT New Construction E750ICAT | 6" IC, AIR-TITE, LED NEW CONSTRUCTION HOUSING, 120V | 080083775040 | 2.3 | 6 | 144 | | • | | | • | ★  |
|  E750RICAT Remodel E750RICAT | 6" IC, AIR-TITE, LED REMODEL HOUSING, 120V | 080083778584 | 1.95 | 6 | 144 | | | | | • | ★  |

6" 6100 and 6200 Trim

| | | | | | | | | | | | |
|--|--|--------------|------|----|------|---|---|---|---|---|---|
|  6100BB Baffle 6100BB | 6" BLACK TAPERED METAL BAFFLE, 2-WHITE RINGS NARROW & WIDE | 080083743445 | 0.37 | 18 | 720 | • | • | • | • | • | |
|  6100WB Baffle 6100WB | 6" WHITE TAPERED METAL BAFFLE, 2-WHITE RINGS NARROW & WIDE | 080083743452 | 0.47 | 18 | 1080 | • | • | • | • | • |  |
|  6101BB Baffle 6101BB | 6" BLACK STRAIGHT-SIDE METAL BAFFLE, 2-WHITE RINGS NARROW & WIDE | 080083743469 | 0.36 | 6 | 720 | | • | • | • | • | |
|  6101WB Baffle 6101WB | 6" WHITE STRAIGHT-SIDE METAL BAFFLE, 2-WHITE RINGS NARROW & WIDE | 080083743476 | 0.36 | 18 | 960 | • | • | • | • | • | |
|  6102BB Baffle 6102BB | 6" BLACK TAPERED METAL BAFFLE, WHITE SELF-FLANGE RING | 080083743483 | 0.49 | 18 | 1080 | • | • | | | • | |
|  6102WB Baffle 6102WB | 6" WHITE TAPERED METAL BAFFLE, WHITE SELF-FLANGE RING | 080083743490 | 0.49 | 18 | 1800 | • | • | | | • | |
|  6103BB Baffle 6103BB | 6" BLACK STRAIGHT-SIDE METAL BAFFLE, WHITE SELF-FLANGE RING | 080083743506 | 0.51 | 18 | 720 | • | • | | | • | |

★ Indicates ARRA Eligible Product Ⓢ Indicates EISA Compliant Pulse Start Products  Indicates MarketPro Product

Please reference the Cooper Lighting Stock Guide Terms and Conditions page. Pictures are a representation of product categories and may not illustrate the exact skus listed. Product information is subject to change without notice. Consult factory representative for additional information and inventory details. Visit www.cooperlighting.com for more product information.

| CATALOG NUMBER | DESCRIPTION | UPC CODE | WEIGHT | CASE | | PALLET | | | | |
|--|---|--------------|--------|------|------|--------|----|----|----|----|
| | | | | QTY | QTY | IL | CA | NJ | TX | GA |
|  6103WB Baffle 6103WB | 6" WHITE STRAIGHT-SIDE METAL BAFFLE, WHITE SELF-FLANGE RING | 080083743513 | 0.51 | 18 | 720 | • | • | • | • | • |
|  6106SC Reflector 6106SC | 6" SPECULAR CLEAR STRAIGHT-SIDE REFLECTOR, WHITE SELF-FLANGE RING | 080083743520 | 0.22 | 18 | 1080 | • | • | • | • | • |
|  6107SC Reflector 6107SC | 6" SPECULAR CLEAR TAPERED REFLECTOR, WHITE SELF-FLANGE RING | 080083743537 | 0.294 | 18 | 1620 | • | • | • | • | • |
|  6108BB Baffle 6108BB | 6" BLACK PLASTIC STRAIGHT-SIDE COILEX? BAFFLE, WHITE SELF-FLANGE RING | 080083743544 | 0.32 | 6 | 300 | • | • | • | • | • |
|  6108BKBB Baffle 6108BKBB | 6" BLACK PLASTIC STRAIGHT-SIDE COILEX? BAFFLE, BLACK SELF-FLANGE RING | 080083743551 | 0.32 | 6 | 240 | • | • | • | • | • |
|  6108WB Baffle 6108WB | 6" WHITE PLASTIC STRAIGHT-SIDE COILEX? BAFFLE, WHITE SELF-FLANGE RING | 080083745548 | 0.32 | 36 | 432 | • | • | • | • | • |
|  6109BB Baffle 6109BB | 6" BLACK PLASTIC TAPERED COILEX? BAFFLE, WHITE SELF-FLANGE RING | 080083742790 | 0.29 | 36 | 648 | • | • | • | • | • |
|  6109BKBB Baffle 6109BKBB | 6" BLACK PLASTIC TAPERED COILEX? BAFFLE, BLACK SELF-FLANGE RING | 080083742806 | 0.29 | 6 | 480 | • | • | • | • | • |
|  6109WB Baffle 6109WB | 6" WHITE PLASTIC TAPERED COILEX? BAFFLE, WHITE SELF-FLANGE RING | 080083742813 | 0.428 | 36 | 648 | • | • | • | • | • |
|  6110BB Baffle 6110BB | 6" BLACK PERFTEX? BAFFLE, WHITE SELF-FLANGE RING | 080083742820 | 0.25 | 36 | 432 | • | • | • | • | • |
|  6110BKBB Baffle 6110BKBB | 6" BLACK PERFTEX? BAFFLE, BLACK SELF-FLANGE RING | 080083742837 | 0.25 | 36 | 288 | • | • | • | • | • |

★ Indicates ARRA Eligible Product ⓔ Indicates EISA Compliant Pulse Start Products  Indicates MarketPro Product

Please reference the Cooper Lighting Stock Guide Terms and Conditions page. Pictures are a representation of product categories and may not illustrate the exact skus listed. Product information is subject to change without notice. Consult factory representative for additional information and inventory details. Visit www.cooperlighting.com for more product information.

| CATALOG NUMBER | DESCRIPTION | UPC CODE | WEIGHT | CASE | | PALLET | | | | |
|--|--|--------------|--------|------|-----|--------|----|----|----|----|
| | | | | QTY | QTY | IL | CA | NJ | TX | GA |
|  6110WB Baffle 6110WB | 6" WHITE PERFTEX? BAFFLE, WHITE SELF-FLANGE RING | 080083742844 | 0.4 | 36 | 432 | • | • | • | • | • |
|  6120SN Reflector 6120SN | 6" FULL CONE SATIN NICKEL REFLECTOR, SATIN NICKEL SELF-FLANGE | 080083742851 | 0.33 | 6 | 384 | • | • | • | • | • |
|  6120TBZ Reflector 6120TBZ | 6" FULL CONE TUSCAN BRONZE REFLECTOR, TUSCAN BRONZE SELF-FLANGE RING | 080083742868 | 0.33 | 6 | 360 | • | • | • | • | • |
|  6120WH Reflector 6120WH | 6" FULL CONE WHITE REFLECTOR, WHITE SELF-FLANGE RING | 080083742875 | 0.33 | 36 | 432 | • | • | • | • | • |
|  6121WH Reflector 6121WH | 6" SHALLOW FULL CONE WHITE REFLECTOR, WHITE SELF-FLANGE RING | 080083742882 | 0.33 | 6 | 288 | • | • | • | • | • |
|  6125BB Baffle 6125BB | 6" FULL CONE BLACK BAFFLE, WHITE SELF-FLANGE RING | 080083742899 | 0.36 | 36 | 432 | • | • | • | • | • |
|  6125BKBB Baffle 6125BKBB | 6" FULL CONE BLACK BAFFLE, BLACK SELF-FLANGE RING | 080083742905 | 0.483 | 36 | 432 | • | • | • | • | • |
|  6125WB Baffle 6125WB | 6" FULL CONE WHITE BAFFLE, WHITE SELF-FLANGE RING | 080083742912 | 0.483 | 36 | 432 | • | • | • | • | • |
|  6126BB Baffle 6126BB | 6" SHALLOW FULL CONE BLACK BAFFLE, WHITE SELF-FLANGE RING | 080083742929 | 0.32 | 6 | 432 | • | • | • | • | • |
|  6126WB Baffle 6126WB | 6" SHALLOW FULL CONE WHITE BAFFLE, WHITE SELF-FLANGE RING | 080083742936 | 0.42 | 36 | 576 | • | • | • | • | • |
|  6130WH Eyeball 6130WH | 6" WHITE ADJUSTABLE EYEBALL & SELF-FLANGE RING 35-DEGREE MAX. TILT | 080083745609 | 0.95 | 6 | 384 | • | • | • | • | • |

★ Indicates ARRA Eligible Product Ⓜ Indicates EISA Compliant Pulse Start Products  Indicates MarketPro Product

Please reference the Cooper Lighting Stock Guide Terms and Conditions page. Pictures are a representation of product categories and may not illustrate the exact skus listed. Product information is subject to change without notice. Consult factory representative for additional information and inventory details. Visit www.cooperlighting.com for more product information.

| CATALOG NUMBER | DESCRIPTION | UPC CODE | WEIGHT | CASE QTY | PALLET QTY | IL | CA | NJ | TX | GA |
|--|--|--------------|--------|----------|------------|----|----|----|----|----|
|  6145SN Showerlight 6145SN | 6" SATIN NICKEL REFL. OPEN WET LOCATION SHOWER, DEEP SELF-FLANGE RING | 080083742943 | 0.35 | 6 | 360 | • | • | | | • |
|  6145TBZ Showerlight 6145TBZ | 6" TUSCAN BRONZE REFL. OPEN WET LOCATION SHOWER, DEEP SELF-FLANGE RING | 080083742950 | 0.35 | 6 | 360 | • | • | | | • |
|  6145WH Showerlight 6145WH | 6" WHITE REFL. OPEN WET LOCATION SHOWERLIGHT, DEEP SELF-FLANGE RING | 080083742967 | 0.35 | 36 | 432 | | | | | |
|  6146SN Showerlight 6146SN | 6" SATIN NICKEL REFL. OPEN WET LOCATION SHOWERLIGHT, SELF-FLANGE RING | 080083742974 | 0.37 | 6 | 360 | • | • | | | • |
|  6146TBZ Showerlight 6146TBZ | 6" TUSCAN BRONZE REFL. OPEN WET LOCATION SHOWERLIGHT, SELF-FLANGE RING | 080083742981 | 0.37 | 6 | 360 | • | • | | | • |
|  6146WH Showerlight 6146WH | 6" WHITE REFLECTOR, OPEN WET LOCATION SHOWERLIGHT, SELF-FLANGE RING | 080083745524 | 0.51 | 36 | 648 | • | • | | | • |
|  6150SN Showerlight 6150SN | 6" FROST DOME GLASS LENS, SATIN NICKEL PLASTIC SF RING, SHOWERLIGHT | 080083743377 | 0.67 | 6 | 120 | • | • | | | • |
|  6150TBZ Showerlight 6150TBZ | 6" FROST DOME GLASS LENS, TUSCAN BRONZE PLASTIC SF RING, SHOWERLIGHT | 080083743384 | 0.67 | 6 | 120 | • | • | | | • |
|  6150WH Showerlight 6150WH | 6" FROST DOME GLASS LENS, WHITE PLASTIC SELF-FLANGE RING, SHOWERLIGHT | 080083743391 | 0.866 | 6 | 180 | • | • | • | • | • |
|  6160WH Showerlight 6160WH | 6" DROP OPAL PLASTIC LENS, WHITE PLASTIC TRIM, SHOWERLIGHT | 080083743438 | 0.27 | 6 | 120 | | | | | • |
|  6162WH Showerlight 6162WH | 6" DROP OPAL PLASTIC LENS, REFLECTOR, WHITE PLASTIC TRIM, SHOWERLIGHT | 080083745562 | 0.38 | 6 | 384 | | | | | • |










★ Indicates ARRA Eligible Product ⓔ Indicates EISA Compliant Pulse Start Products  Indicates MarketPro Product

Please reference the Cooper Lighting Stock Guide Terms and Conditions page. Pictures are a representation of product categories and may not illustrate the exact skus listed. Product information is subject to change without notice. Consult factory representative for additional information and inventory details. Visit www.cooperlighting.com for more product information.

| CATALOG NUMBER | DESCRIPTION | UPC CODE | WEIGHT | CASE QTY | PALLET QTY | IL | CA | NJ | TX | GA |
|--|---|--------------|--------|----------|------------|----|----|----|----|----|
|  6170BK Gimbal 6170BK | 5" BLACK ADJUSTABLE GIMBAL & TRIM RING 25-DEGREE MAX. TILT | 080083742769 | 0.6 | 6 | 384 | • | • | | | • |
|  6170SN Gimbal 6170SN | 5" SATIN NICKEL ADJUSTABLE GIMBAL & TRIM RING 25-DEGREE MAX. TILT | 080083742776 | 0.6 | 6 | 384 | • | • | | | • |
|  6170TBZ Gimbal 6170TBZ | 5" TUSCAN BRONZE ADJUSTABLE GIMBAL & TRIM RING 25-DEGREE MAX. TILT | 080083742783 | 0.6 | 6 | 384 | • | • | | | • |
|  6170WH Gimbal 6170WH | 5" WHITE ADJUSTABLE GIMBAL & TRIM RING 25-DEGREE MAX. TILT | 080083745586 | 0.6 | 6 | 360 | • | • | | | • |
|  6215BK Gimbal 6215BK | 6" BLACK ADJUSTABLE DOUBLE GIMBAL & TRIM RING 35-50-DEGREE MAX. TILT | 080083743186 | 0.72 | 6 | 360 | • | • | | | • |
|  6215SN Gimbal 6215SN | 6" SATIN NICKEL ADJUST. DOUBLE GIMBAL & TRIM RING 35-50-DEGREE MAX. TILT | 080083743193 | 0.72 | 6 | 360 | • | • | | | • |
|  6215TBZ Gimbal 6215TBZ | 6" TUSCAN BRONZE ADJUST. DOUBLE GIMBAL & TRIM RING 35-50-DEGREE MAX. TILT | 080083743209 | 0.72 | 6 | 360 | • | • | | | • |
|  6215WH Gimbal 6215WH | 6" WHITE ADJUSTABLE DOUBLE GIMBAL & TRIM RING 35-50-DEGREE MAX. TILT | 080083743216 | 0.72 | 6 | 360 | • | • | | | • |
|  6222BB Baffle 6222BB | 6" REGRESSED ADJUSTABLE, BLACK BAFFLE, WHITE RING 45-DEGREE MAX. TILT | 080083743223 | 4.5 | 6 | 144 | • | • | | | • |
|  6222H Reflector 6222H | 6" REGRESSED ADJUSTABLE, HAZE REFLECTOR, WHITE RING 45-DEG. MAX. TILT | 080083743230 | 4.5 | 6 | 144 | • | • | | | • |
|  6222SC Reflector 6222SC | 6" REGRESSED ADJUSTABLE, SPEC. REFLECTOR, WHITE RING 45-DEG. MAX. TILT | 080083743247 | 4.5 | 6 | 144 | • | • | | | • |

★ Indicates ARRA Eligible Product Ⓢ Indicates EISA Compliant Pulse Start Products  Indicates MarketPro Product

Please reference the Cooper Lighting Stock Guide Terms and Conditions page. Pictures are a representation of product categories and may not illustrate the exact skus listed. Product information is subject to change without notice. Consult factory representative for additional information and inventory details. Visit www.cooperlighting.com for more product information.

| CATALOG NUMBER | DESCRIPTION | UPC CODE | WEIGHT | CASE QTY | PALLET QTY | | | | | |
|--|---|--------------|--------|----------|------------|----|----|----|----|-----|
| | | | | | IL | CA | NJ | TX | GA | |
|  6222WB Baffle 6222WB | 6" REGRESSED ADJUSTABLE, WHITE BAFFLE, TRIM RING 45-DEG. MAX. TILT | 080083743254 | 4.5 | 6 | 144 | • | • | | | • |
|  6230AH Showerlight 6230AH | 6" SQUIRCL FROST GLASS LENS, ALUMINUM HAZE METAL RING, SHOWERLIGHT | 080083743261 | 1.1 | 6 | 144 | | | | | • |
|  6230PN Showerlight 6230PN | 6" SQUIRCL FROST GLASS LENS, POLISHED NICKEL METAL RING, SHOWERLIGHT | 080083743278 | 1.1 | 6 | 144 | | | | | • |
|  6230SN Showerlight 6230SN | 6" SQUIRCL FROST GLASS LENS, SATIN NICKEL METAL RING, SHOWERLIGHT | 080083743285 | 1.1 | 6 | 144 | | | | | • |
|  6230TBZ Showerlight 6230TBZ | 6" SQUIRCL FROST GLASS LENS, TUSCAN BRONZE METAL RING, SHOWERLIGHT | 080083743292 | 1.1 | 6 | 144 | | | | | • |
|  6255SN Showerlight 6255SN | 6" SOFT SQUARE FROST CURVE GLASS LENS, SATIN NICKEL PLASTIC SF RING, SHOWERLIGHT | 080083743308 | 0.95 | 6 | 240 | • | • | | | • |
|  6255TBZ Showerlight 6255TBZ | 6" SOFT SQUARE FROST CURVE GLASS LENS, TUSCAN BRONZE PLASTIC SF RING, SHOWERLIGHT | 080083743315 | 0.95 | 6 | 240 | • | • | | | • |
|  6255WH Showerlight 6255WH | 6" SOFT SQUARE FROST CURVE GLASS LENS, WHITE PLASTIC SF RING, SHOWERLIGHT | 080083743322 | 0.95 | 6 | 240 | | | | | • |
| 6" CFL Trim | | | | | | | | | | |
|  Drop Opal Lens with Reflector - 171 171PS | 6" TRIM SHOWERLIGHT DROP OPAL LENS WITH REFLECTOR - SOCKET SUPPORTING WET LOCATION & AIR-TITE LISTED WHITE TRIM WITH DROP OPAL LENS | 662400130796 | 1.558 | 6 | 144 | | | | | • ★ |





★ Indicates ARRA Eligible Product ⓔ Indicates EISA Compliant Pulse Start Products  Indicates MarketPro Product

Please reference the Cooper Lighting Stock Guide Terms and Conditions page. Pictures are a representation of product categories and may not illustrate the exact skus listed. Product information is subject to change without notice. Consult factory representative for additional information and inventory details. Visit www.cooperlighting.com for more product information.

| CATALOG NUMBER | DESCRIPTION | UPC CODE | WEIGHT | CASE QTY | PALLET QTY | IL | CA | NJ | TX | GA | | |
|--|--|--------------|--------|----------|------------|----|----|----|----|----|---|---|
| 6" LED Housing | | | | | | | | | | | | |
|  | 6" LED ICAT Housing H2750ICAT 6" LED SHALLOW HOUSING, IC AIR-TITE, FOR LISTED HALO LED MODULES | 080083618163 | 2.15 | 6 | 144 | ● | ● | ● | ● | ● | ★ |  |
| | H750ICAT 6" LED HOUSING, IC AIR-TITE, FOR LISTED HALO LED MODULES | 623961872655 | 2.25 | 6 | 120 | ● | ● | ● | ● | ● | ★ |  |
|  | 6" LED ICAT Remodel Housing H750RICAT 6" LED HOUSING, IC AIR-TITE, REMODEL, FOR LISTED HALO LED MODULES | 623961052248 | 1.55 | 6 | 144 | ● | ● | ● | ● | ● | ★ |  |
|  | 6" LED NON-IC Housing H750T 6" LED HOUSING, NON-IC, FOR LISTED HALO LED MODULES | 623961052224 | 1.428 | 6 | 120 | ● | ● | ● | ● | ● | ★ |  |
|  | 6" LED NON-IC Housing, Chicago Plenum, for Halo ML7 - 1200 Series LED Modules H750TCP 6" LED HOUSING, NON-IC, CHICAGO PLENUM, FOR HALO ML7 - 600 & 900 SERIES LED MODULES | 623961052231 | 0.6 | 6 | 120 | ● | ● | ● | ● | ● | ★ | |
| 6" ML56 LED Trim | | | | | | | | | | | | |
|  | Shallow Baffle Trim 691WB 6" TRIM, "DEAD FRONT" SHALLOW WHITE POLYMER BAFFLE & TRIM | 080083623983 | 0.722 | 6 | 300 | ● | ● | ● | ● | ● | | |
|  | Reflector Trim 692H 6" TRIM, REFLECTOR, HAZE, WHITE TRIM | 080083634316 | 0.643 | 6 | 300 | ● | ● | ● | ● | ● | | |
| | 692SC 6" TRIM, REFLECTOR, SPECULAR CLEAR, WHITE TRIM | 080083624003 | 0.633 | 6 | 300 | ● | ● | ● | ● | ● | | |
| | 692W 6" TRIM, REFLECTOR, WHITE, WHITE TRIM | 080083624041 | 0.733 | 6 | 300 | ● | ● | ● | ● | ● | | |
|  | Baffle Trim 693BB 6" TRIM, BLACK BAFFLE, WHITE TRIM | 080083624089 | 0.733 | 6 | 300 | ● | ● | ● | ● | ● | | |
| | 693SNB 6" TRIM, SATIN NICKEL BAFFLE, SATIN NICKEL TRIM | 080083634330 | 0.667 | 6 | 300 | ● | ● | ● | ● | ● | | |
| | 693TBZB 6" TRIM, TUSCAN BRONZE BAFFLE, TUSCAN BRONZE TRIM | 080083624126 | 0.751 | 6 | 300 | ● | ● | ● | ● | ● | | |
| | 693WB 6" TRIM, WHITE BAFFLE, WHITE TRIM | 080083634323 | 0.628 | 6 | 300 | ● | ● | ● | ● | ● | | |
|  | Eyeball Trim - 30 degree Tilt 694SNB 6" TRIM, LOW PROFILE EYEBALL, SATIN NICKEL | 080083623259 | 1.097 | 6 | 300 | ● | ● | ● | ● | ● | | |
| | 694TBZB 6" TRIM, LOW PROFILE EYEBALL, TUSCAN BRONZE | 080083626373 | 1.131 | 6 | 300 | ● | ● | ● | ● | ● | | |
| | 694WB 6" TRIM, LOW PROFILE EYEBALL, WHITE | 080083634354 | 1.06 | 6 | 360 | ● | ● | ● | ● | ● | | |
|  | Wall Wash Trim 695WW 6" WALL WASH TRIM, SPECULAR CLEAR, REPOSITIONABLE KICK REFLECTOR | 080083624140 | 0.794 | 6 | 240 | ● | ● | ● | ● | ● | | |
|  | Shallow Baffle Trim - 696WB 696WB 6" TRIM, SHALLOW WHITE BAFFLE, WHITE TRIM | 080083624164 | 0.653 | 6 | 300 | ● | ● | ● | ● | ● | | |

★ Indicates ARRA Eligible Product Ⓢ Indicates EISA Compliant Pulse Start Products  Indicates MarketPro Product

Please reference the Cooper Lighting Stock Guide Terms and Conditions page. Pictures are a representation of product categories and may not illustrate the exact skus listed. Product information is subject to change without notice. Consult factory representative for additional information and inventory details. Visit www.cooperlighting.com for more product information.

| CATALOG NUMBER | DESCRIPTION | UPC CODE | WEIGHT | CASE QTY | PALLET QTY | IL | CA | NJ | TX | GA |
|--|--------------|---|--------------|----------|------------|------|----|----|----|----|
| ML56 LED Module | | | | | | | | | | |
| 5"/6" LED Module 600 Series | | | | | | | | | | |
|  | ML5606827 | 5" / 6" LED MODULE, UNV, 600 SERIES, 80CRI, 2700K | 080083630967 | 1.615 | 6 | 288 | • | • | • | • |
| | ML5606830 | 5" / 6" LED MODULE, UNV, 600 SERIES, 80CRI, 3000K | 080083633265 | 1.541 | 6 | 288 | • | • | • | • |
| | ML5606835 | 5" / 6" LED MODULE, UNV, 600 SERIES, 80CRI, 3500K | 080083630981 | 1.539 | 6 | 288 | • | • | • | ★ |
| | ML5606840 | 5" / 6" LED MODULE, UNV, 600 SERIES, 80CRI, 4000K | 080083631001 | 1.832 | 6 | 288 | • | • | • | • |
| | ML5606927 | 5" / 6" LED MODULE, UNV, 600 SERIES, 90CRI, 2700K | 080083631087 | 1.301 | 6 | 288 | • | • | • | • |
| | ML5606930 | 5" / 6" LED MODULE, UNV, 600 SERIES, 90CRI, 3000K | 080083626496 | 1.953 | 6 | 216 | • | • | • | • |
| | ML5606935 | 5" / 6" LED MODULE, UNV, 600 SERIES, 90CRI, 3500K | 080083631100 | 1.714 | 6 | 288 | • | • | • | • |
| | ML5606940 | 5" / 6" LED MODULE, UNV, 600 SERIES, 90CRI, 4000K | 080083631124 | 1.714 | 6 | 288 | • | • | • | • |
| | ML5606D2W930 | 5" / 6" LED MODULE, UNV, 600 SERIES, 90CRI, DIMTOWARM | 080083757084 | 1.25 | 6 | 480 | • | • | • | • |
| 5"/6" LED Module 900 Series | | | | | | | | | | |
|  | ML5609827 | 5" / 6" LED MODULE, UNV, 900 SERIES, 80CRI, 2700K | 080083631025 | 1.92 | 6 | 288 | • | • | • | ★ |
| | ML5609830 | 5" / 6" LED MODULE, UNV, 900 SERIES, 80CRI, 3000K | 080083633289 | 1.93 | 6 | 120 | • | • | • | ★ |
| | ML5609835 | 5" / 6" LED MODULE, UNV, 900 SERIES, 80CRI, 3500K | 080083631049 | 1.694 | 6 | 288 | • | • | • | • |
| | ML5609840 | 5" / 6" LED MODULE, UNV, 900 SERIES, 80CRI, 4000K | 080083631063 | 1.913 | 6 | 288 | • | • | • | • |
| | ML5609930 | 5" / 6" LED MODULE, UNV, 900 SERIES, 90CRI, 3000K | 080083626519 | 1.894 | 6 | 180 | • | • | • | • |
| | ML5609935 | 5" / 6" LED MODULE, UNV, 900 SERIES, 90CRI, 3500K | 080083631162 | 1.619 | 6 | 288 | • | • | • | • |
| | ML5609940 | 5" / 6" LED MODULE, UNV, 900 SERIES, 90CRI, 4000K | 080083631186 | 1.935 | 6 | 288 | • | • | • | • |
| | ML5609927 | 5" / 6" LED MODULE, UNV, 900 SERIES, 90CRI, 2700K | 080083631148 | 1.758 | 6 | 288 | • | • | • | • |
| | ML5609D2W930 | 5" / 6" LED MODULE, UNV, 900 SERIES, 90CRI, DIMTOWARM | 080083757060 | 1.894 | 6 | 288 | • | • | • | • |
| 5"/6" LED Module 1200 Series | | | | | | | | | | |
| | ML5612827 | 5" / 6" LED MODULE, UNV, 1200 SERIES, 80CRI, 2700K | 080083654048 | 2.008 | 6 | 288 | • | • | • | • |
| | ML5612830 | 5" / 6" LED MODULE, UNV, 1200 SERIES, 80CRI, 3000K | 080083654666 | 1.945 | 6 | 288 | • | • | • | • |
| | ML5612835 | 5" / 6" LED MODULE, UNV, 1200 SERIES, 80CRI, 3500K | 080083654703 | 1.459 | 6 | 288 | • | • | • | • |
| | ML5612840 | 5" / 6" LED MODULE, UNV, 1200 SERIES, 80CRI, 4000K | 080083654727 | 2.172 | 6 | 288 | • | • | • | • |
| | ML5612927 | 5" / 6" LED MODULE, UNV, 1200 SERIES, 90CRI, 2700K | 080083654765 | 2.3 | 6 | 288 | • | • | • | • |
| | ML5612930 | 5" / 6" LED MODULE, UNV, 1200 SERIES, 90CRI, 3000K | 080083654789 | 2.3 | 6 | 288 | • | • | • | • |
| | ML5612935 | 5" / 6" LED MODULE, UNV, 1200 SERIES, 90CRI, 3500K | 080083654802 | 2.3 | 6 | 288 | • | • | • | • |
| | ML5612940 | 5" / 6" LED MODULE, UNV, 1200 SERIES, 90CRI, 4000K | 080083654826 | 2.3 | 6 | 288 | • | • | • | • |
| | ML5612D2W930 | 5" / 6" LED MODULE, UNV, 1200 SERIES, 90CRI, DIM TOWARM | 080083756940 | 2.411 | 6 | 144 | • | • | • | • |
| 5" LED Accessory - TRM590WH | | | | | | | | | | |
|  | TRM590WH | 5" LED ACCESSORY - OVERSIZE TRIM RING | 080083624225 | 0.183 | 12 | 1080 | • | • | • | • |
| 6" LED Accessory - TRM690WH | | | | | | | | | | |
|  | TRM690WH | 6" LED ACCESSORY - OVERSIZE TRIM RING | 080083624249 | 0.353 | 12 | 1152 | • | • | • | • |

★ Indicates ARRA Eligible Product Ⓢ Indicates EISA Compliant Pulse Start Products  Indicates MarketPro Product

Please reference the Cooper Lighting Stock Guide Terms and Conditions page. Pictures are a representation of product categories and may not illustrate the exact skus listed. Product information is subject to change without notice. Consult factory representative for additional information and inventory details. Visit www.cooperlighting.com for more product information.

| CATALOG NUMBER | DESCRIPTION | UPC CODE | WEIGHT | CASE | | PALLET | | | | |
|-------------------------|---|--------------|--------|------|------|--------|----|----|----|----|
| | | | | QTY | QTY | IL | CA | NJ | TX | GA |
| 6" LED Accessory | | | | | | | | | | |
| WW695SC | 6" LED ACCESSORY - WALL WASH KICK REFLECTOR | 080083633180 | 0.05 | 12 | 2520 | | | | | • |

Clip Kit for ML56

| | | | | | | | | | | |
|----------|---|--------------|-------|----|------|--|--|---|--|---|
| ML56CLIP | 6" FRICTION CLIP KIT FOR ML56 LED MODULES | 080083624195 | 0.434 | 12 | 1200 | | | • | | • |
|----------|---|--------------|-------|----|------|--|--|---|--|---|



Beam Forming Reflector

| | | | | | | | | | | |
|----------|--|--------------|-------|---|------|---|--|--|--|---|
| BFR56NFL | ML56-1200 / PD6LED BEAM FORMING REFLECTOR - NARROW FLOOD | 080083691876 | 0.216 | 6 | 2700 | • | | | | • |
|----------|--|--------------|-------|---|------|---|--|--|--|---|



Media Holder

| | | | | | | | | | | |
|---------|---|--------------|---|----|------|--|--|--|--|---|
| BFR56MH | ML56-1200 / PD6LED MEDIA HOLDER FOR BEAM FORMING REFLECTORS | 080083691913 | 1 | 12 | 3024 | | | | | • |
|---------|---|--------------|---|----|------|--|--|--|--|---|




Soft Focus Len

| | | | | | | | | | | |
|--------|--|--------------|-----|----|-------|--|---|--|--|---|
| L345SF | ACCESSORY 3.45 IN SOFT FOCUS LENS FOR ML56-1200 SERIES LED MODULES | 080083691937 | 0.1 | 20 | 19200 | | • | | | • |
|--------|--|--------------|-----|----|-------|--|---|--|--|---|

RA4 LED Retrofit Module





Narrow Flood

| | | | | | | | | | | | |
|---------------|---|--------------|-------|---|-----|---|---|---|--|---|---|
| RA406927NFLWH | 4" RETROFIT ADJUSTABLE LED MODULE, 90CRI, 120V, 2700 K, NARROW FLOOD, WHITE | 080083693269 | 1.483 | 6 | 384 | • | • | • | | • | ★ |
| RA406930NFLWH | 4" RETROFIT ADJUSTABLE LED MODULE, 90CRI, 120V, 3000 K, NARROW FLOOD, WHITE | 080083693283 | 1.71 | 6 | 384 | • | • | • | | • | ★  |




Very Wide Flood

| | | | | | | | | | | | |
|------------|--|--------------|-------|---|-----|---|---|---|---|---|---|
| RA406927WH | 4" RETROFIT ADJUSTABLE LED MODULE, 90CRI, 120V, 2700 K, VERY WIDE FLOOD, WHITE | 080083693184 | 1.525 | 6 | 384 | • | • | • | • | • | ★  |
| RA406930WH | 4" RETROFIT ADJUSTABLE LED MODULE, 90CRI, 120V, 3000 K, VERY WIDE FLOOD, WHITE | 080083693207 | 1.5 | 6 | 288 | • | • | • | • | • | ★  |

RA56 LED Retrofit Module





Narrow Flood

| | | | | | | | | | | | |
|----------------|---|--------------|-------|---|-----|---|---|---|---|---|---|
| RA5606927NFLWH | 5/6" RETROFIT ADJUSTABLE LED MODULE, 90CRI, 120V, 2700 K, NARROW FLOOD, WHITE | 080083693306 | 1.71 | 6 | 192 | • | • | • | | • | ★ |
| RA5606930NFLWH | 5/6" RETROFIT ADJUSTABLE LED MODULE, 90CRI, 120V, 3000 K, NARROW FLOOD, WHITE | 080083693320 | 2.024 | 6 | 192 | • | • | • | • | • | ★  |



Very Wide Flood



| | | | | | | | | | | | |
|-------------|--|--------------|-------|---|-----|---|---|---|---|---|---|
| RA5606927WH | 5/6" RETROFIT ADJUSTABLE LED MODULE, 90CRI, 120V, 2700 K, VERY WIDE FLOOD, WHITE | 080083693221 | 1.966 | 6 | 240 | • | • | • | • | • | ★  |
| RA5606930WH | 5/6" RETROFIT ADJUSTABLE LED MODULE, 90CRI, 120V, 3000 K, VERY WIDE FLOOD, WHITE | 080083693245 | 1.967 | 6 | 240 | • | • | • | • | • | ★  |

| CATALOG NUMBER | DESCRIPTION | UPC CODE | WEIGHT | CASE | | PALLET | | | | |
|----------------|-------------|----------|--------|------|-----|--------|----|----|----|----|
| | | | | QTY | QTY | IL | CA | NJ | TX | GA |

RL4 LED



4" LED Retrofit

| | | | | | | | | | | | | | | | | | | |
|--------------|---|--------------|-------|---|-----|---|---|---|---|---|---|--|--|--|--|--|--|---|
| RL460WH830PK | 4" RETROFIT BAFFLE-TRIM LED MODULE, 120V, 80CRI, 3000 K, WHITE | 080083669844 | 0.55 | 6 | 300 | • | | | | | | | | | | | | |
| RL460WH835PK | 4" RETROFIT BAFFLE-TRIM LED MODULE, 120V, 80CRI, 3500 K, WHITE | 080083690794 | 1.132 | 6 | 450 | | | | | | | | | | | | | |
| RL460WH930PK | 4" RETROFIT BAFFLE-TRIM LED MODULE, 120V, 90CRI, 3000 K, WHITE | 080083690770 | 0.53 | 6 | 540 | • | • | • | • | • | • | | | | | | |  |
| RL460WH935PK | 4" RETROFIT BAFFLE-TRIM LED MODULE, 120V, 90CRI, 3500 K, WHITE | 080083690817 | 1.132 | 6 | 360 | • | • | | | | | | | | | | | |
| RL460WH827PK | 4" RETROFIT BAFFLE-TRIM LED MODULE, 80CRI, 120V, 2700 K, WHITE | 080083669806 | 1.132 | 6 | 300 | | • | | | | | | | | | | | |
| RL460WH927PK | 4" RETROFIT BAFFLE-TRIM LED MODULE, 90CRI, 120V, 2700 K, WHITE | 080083699445 | 0.4 | 6 | 540 | • | • | • | • | • | • | | | | | | |  |
| RL460WH940PK | 4" RETROFIT BAFFLE-TRIM LED MODULE, 120V, 90CRI, 4000 K, WHITE | 080083711925 | 1.132 | 6 | 588 | • | • | | | | | | | | | | | |
| RL460WHZHA69 | 4" RETROFIT BAFFLE-TRIM LED MODULE, WIRELESS, ZHA, 120V, 90CRI, WHITE | 080083788484 | 1.132 | 6 | 360 | | • | | | | | | | | | | | |





Accessory

| | | | | | | | | | | | | | | | | | | |
|-----------|--|--------------|------|---|------|---|---|--|--|--|--|--|--|--|--|--|--|--|
| RL4TRMWH | RL4 DESIGNER TRIM, WHITE (PAINTABLE) | 080083728435 | 0.25 | 6 | 900 | | • | | | | | | | | | | | |
| RL4TRMTBZ | RL4 DESIGNER TRIM, TUSCAN BRONZE | 080083728411 | 0.58 | 6 | 1280 | • | • | | | | | | | | | | | |
| RL4TRMWHB | RL4 DESIGNER TRIM, PAINTABLE WHITE, BAFFLE | 080083771608 | 0.58 | 6 | 1764 | • | | | | | | | | | | | | |

RL56 LED



5 1/2" LED Retrofit

| | | | | | | | | | | | | | | | | | | |
|--------------|---|--------------|-------|---|-----|---|---|---|---|---|---|--|--|--|--|--|--|---|
| RL560WH6827 | 5 1/2" RETROFIT BAFFLE-TRIM LED MODULE, 120V, 80CRI, 2700 K, WHITE | 080083642175 | 0.81 | 6 | 300 | • | | | | | | | | | | | | |
| RL560WH6935 | 5 1/2" RETROFIT BAFFLE-TRIM LED MODULE, 120V, 90CRI, 3500 K, WHITE | 080083690626 | 2 | 6 | 240 | • | • | | | | | | | | | | | |
| RL560WH6930 | 5 1/2" RETROFIT BAFFLE-TRIM LED MODULE, 120V, 90CRI, 3000 K, WHITE | 080083690602 | 0.9 | 6 | 300 | • | • | • | • | • | • | | | | | | |  |
| RL560WH6830 | 5 1/2" RETROFIT BAFFLE-TRIM LED MODULE, 120V, 80CRI, 3000 K, WHITE | 080083682027 | 0.85 | 6 | 300 | • | | | | | | | | | | | | |
| RL560WH6927 | 5 1/2" RETROFIT BAFFLE-TRIM LED MODULE, 120V, 90CRI, 2700 K, WHITE | 080083699384 | 1.08 | 6 | 300 | • | • | • | • | • | • | | | | | | |  |
| RL560WH6840 | 5 1/2" RETROFIT BAFFLE-TRIM LED MODULE, 120V, 80CRI, 4000 K, WHITE | 080083710805 | 2 | 6 | 300 | • | • | | | | | | | | | | | |
| RL560WH6940 | 5 1/2" RETROFIT BAFFLE-TRIM LED MODULE, 120V, 90CRI, 4000 K, WHITE | 080083710843 | 1.088 | 6 | 360 | • | • | • | • | • | • | | | | | | | |
| RL560WH9935 | 5 1/2" RETROFIT BAFFLE-TRIM LED MODULE, 900 SERIES, 120V, 90CRI, 3500 K, WHITE | 080083712557 | 1.1 | 6 | 240 | • | • | | | | | | | | | | | |
| RL560WH9827 | 5 1/2" RETROFIT BAFFLE-TRIM LED MODULE, 900 SERIES, 120V, 80CRI, 2700 K, WHITE | 080083711635 | 2 | 6 | 240 | | | | | | | | | | | | | |
| RL560WH9830 | 5 1/2" RETROFIT BAFFLE-TRIM LED MODULE, 900 SERIES, 120V, 80CRI, 3000 K, WHITE | 080083711659 | 1.7 | 6 | 240 | | | | | | | | | | | | | |
| RL560WH9835 | 5 1/2" RETROFIT BAFFLE-TRIM LED MODULE, 900 SERIES, 120V, 80CRI, 3500 K, WHITE | 080083712472 | 2 | 6 | 288 | • | • | | | | | | | | | | | ★ |
| RL560WH9940 | 5 1/2" RETROFIT BAFFLE-TRIM LED MODULE, 900 SERIES, 120V, 90CRI, 4000 K, WHITE | 080083712571 | 2 | 6 | 240 | • | • | | | | | | | | | | | |
| RL560WH9927 | 5 1/2" RETROFIT BAFFLE-TRIM LED MODULE, 900 SERIES, 120V, 90CRI, 2700 K, WHITE | 080083712519 | 2 | 6 | 240 | • | • | | | | | | | | | | | |
| RL560WH9930 | 5 1/2" RETROFIT BAFFLE-TRIM LED MODULE, 900 SERIES, 120V, 90CRI, 3000 K, WHITE | 080083712533 | 1.1 | 6 | 240 | • | • | | | | | | | | | | | |
| RL560WH12927 | 5 1/2" RETROFIT BAFFLE-TRIM LED MODULE, 1200 SERIES, 120V, 90CRI, 2700 K, WHITE | 080083766147 | 2 | 4 | 200 | • | • | | | | | | | | | | | |
| RL560WH12930 | 5 1/2" RETROFIT BAFFLE-TRIM LED MODULE, 1200 SERIES, 120V, 90CRI, 3000 K, WHITE | 080083766161 | 2 | 4 | 200 | • | • | | | | | | | | | | | |
| RL560WH12935 | 5 1/2" RETROFIT BAFFLE-TRIM LED MODULE, 1200 SERIES, 120V, 90CRI, 3500 K, WHITE | 080083766185 | 1.11 | 4 | 300 | • | • | | | | | | | | | | | |
| RL560WH12940 | 5 1/2" RETROFIT BAFFLE-TRIM LED MODULE, 1200 SERIES, 120V, 90CRI, 4000 K, WHITE | 080083766208 | 2 | 4 | 200 | • | • | | | | | | | | | | | |
| RL560WH12950 | 5 1/2" RETROFIT BAFFLE-TRIM LED MODULE, 1200 SERIES, 120V, 90CRI, 5000 K, WHITE | 080083766222 | 2 | 6 | 240 | • | • | | | | | | | | | | | |
| RL560WH6950 | 5 1/2" RETROFIT BAFFLE-TRIM LED MODULE, 120V, 90CRI, 5000 K, WHITE | 080083766109 | 2 | 4 | 240 | • | • | | | | | | | | | | | |
| RL560WH9950 | 5 1/2" RETROFIT BAFFLE-TRIM LED MODULE, 900 SERIES, 120V, 90CRI, 5000 K, WHITE | 080083766123 | 2 | 4 | 200 | • | • | | | | | | | | | | | |
| RL560WHZHA69 | 5 1/2" RETROFIT BAFFLE-TRIM LED MODULE, WIRELESS, ZHA, 120V, 90CRI, WHITE | 080083780266 | 1.2 | 6 | 240 | | • | | | | | | | | | | | |

★ Indicates ARRA Eligible Product Ⓜ Indicates EISA Compliant Pulse Start Products  Indicates MarketPro Product


Please reference the Cooper Lighting Stock Guide Terms and Conditions page. Pictures are a representation of product categories and may not illustrate the exact skus listed. Product information is subject to change without notice. Consult factory representative for additional information and inventory details. Visit www.cooperlighting.com for more product information.


| CATALOG NUMBER | DESCRIPTION | UPC CODE | WEIGHT | CASE QTY | PALLET QTY | | | | | |
|--|--|---|--------------|----------|------------|-----|----|----|----|---|
| | | | | | IL | CA | NJ | TX | GA | |
|  | RL56 Designer Trim Satin Nickel | | | | | | | | | |
| | RL56TRMTBZ | RL56 DESIGNER TRIM, TUSCAN BRONZE | 080083728671 | 0.97 | 6 | 720 | • | • | | • |
| | RL56TRMWH | RL56 DESIGNER TRIM, WHITE (PAINTABLE) | 080083728695 | 0.28 | 6 | 720 | • | • | | • |
| | RL56TRMSNB | RL56 DESIGNER TRIM, SATIN NICKEL, BAFFLE | 080083771202 | 0.97 | 6 | 720 | | | | • |
| | RL56TRMTBZB | RL56 DESIGNER TRIM, TUSCAN BRONZE, BAFFLE | 080083771226 | 0.97 | 6 | 750 | • | • | | • |


SLD4 LED


| | | | | | | | | | | |
|--|--|--|--------------|-------|-----|-----|---|---|---|---|
|  | 4" LED | | | | | | | | | |
| | SLD405827WH | 4" SURFACE LED DOWNLIGHT, 120V, 80CRI, 2700K, WHITE | 080083697526 | 1.1 | 6 | 360 | • | • | | • |
| | SLD405830WH | 4" SURFACE LED DOWNLIGHT, 120V, 80CRI, 3000K, WHITE | 080083697564 | 1.24 | 6 | 540 | • | • | • | • |
| | SLD405830WHJB | 4" SURFACE LED DOWNLIGHT, 120V, 80CRI, 3000K, WHITE, JUNCTION BOX MOUNT ONLY | 080083705979 | 1.122 | 6 | 540 | • | • | • | • |
| | SLD405835WH | 4" SURFACE LED DOWNLIGHT, 120V, 80CRI, 3500K, WHITE | 080083714025 | 1.1 | 6 | 360 | | | | • |
| | SLD405835WHJB | 4" SURFACE LED DOWNLIGHT, 120V, 80CRI, 3500K, WHITE, JUNCTION BOX MOUNT ONLY | 080083713868 | 1 | 6 | 360 | | | | • |
| | SLD405840WH | 4" SURFACE LED DOWNLIGHT, 120V, 80CRI, 4000K, WHITE | 080083714100 | 1.1 | 6 | 450 | | • | | • |
| | SLD405840WHJB | 4" SURFACE LED DOWNLIGHT, 120V, 80CRI, 4000K, WHITE, JUNCTION BOX MOUNT ONLY | 080083713943 | 1.35 | 6 | 432 | | | • | • |
| | SLD405927WH | 4" SURFACE LED DOWNLIGHT, 120V, 90CRI, 2700K, WHITE | 080083706242 | 1.1 | 6 | 450 | • | • | | • |
| | SLD405927WHJB | 4" SURFACE LED DOWNLIGHT, 120V, 90CRI, 2700K, WHITE, JUNCTION BOX MOUNT ONLY | 080083706174 | 1.35 | 6 | 360 | | • | | • |
| | SLD405930WH | 4" SURFACE LED DOWNLIGHT, 120V, 90CRI, 3000K, WHITE | 080083697601 | 1.2 | 6 | 360 | • | • | • | • |
| | SLD405930WHJB | 4" SURFACE LED DOWNLIGHT, 120V, 90CRI, 3000K, WHITE, JUNCTION BOX MOUNT ONLY | 080083706013 | 1 | 6 | 450 | • | • | | • |
| | SLD405935WH | 4" SURFACE LED DOWNLIGHT, 120V, 90CRI, 3500K, WHITE | 080083714063 | 1.1 | 6 | 360 | | • | | |
| | SLD405935WHJB | 4" SURFACE LED DOWNLIGHT, 120V, 90CRI, 3500K, WHITE, JUNCTION BOX MOUNT ONLY | 080083713905 | 1 | 6 | 360 | | • | | |
| | SLD405940WH | 4" SURFACE LED DOWNLIGHT, 120V, 90CRI, 4000K, WHITE | 080083714148 | 1.237 | 6 | 450 | | • | | |
| | SLD405940WHJB | 4" SURFACE LED DOWNLIGHT, 120V, 90CRI, 4000K, WHITE, JUNCTION BOX MOUNT ONLY | 080083713981 | 1 | 6 | 360 | | • | | |
| SLD405827WHJB | 4" SURFACE LED DOWNLIGHT, 120V, 80CRI, 2700K, WHITE, JUNCTION BOX MOUNT ONLY | 080083706211 | 1.133 | 6 | 360 | | | | • | |

| | | | | | | | | | | |
|--|---|--|--------------|------|---|-----|--|--|--|---|
|  | SLD4 Accessory Retrofit Hardware Kit | | | | | | | | | |
| | SLD4ACCKIT | 4" SLD ACCESSORY RETROFIT HARDWARE KIT - TORSION SPRINGS & SCREWBASE ADAPTER | 080083705498 | 0.15 | 6 | 900 | | | | • |

| | | | | | | | | | | |
|--|---|--|--------------|------|---|---|--|--|--|---|
|  | SLD4 Accessory Replacement J-Box Bracket | | | | | | | | | |
| | SLD4BRKT | 4" SLD ACCESSORY REPLACEMENT J-BOX BRACKET | 080083705504 | 0.15 | 1 | 6 | | | | • |



| | | | | | | | | | | |
|--|--|-----------------------------------|--------------|-----|---|-----|---|---|--|---|
|  | SLD4 Accessory Surface Extender | | | | | | | | | |
| | SLD4EXT | 4" SLD ACCESSORY SURFACE EXTENDER | 080083715671 | 0.7 | 6 | 480 | • | • | | • |

| | | | | | | | | | | |
|--|---|--|--------------|-----|---|-----|--|--|--|---|
|  | SLD4 Accessory Surface Box Adapter | | | | | | | | | |
| | SLD4RAD | 4" SLD ACCESSORY ROUND & OCTAGON SURFACE BOX ADAPTER | 080083715718 | 0.6 | 6 | 600 | | | | • |

| | | | | | | | | | | |
|--|-----------------------------------|------------------------------------|--------------|---|---|------|---|---|--|---|
|  | Designer Trim Satin Nickel | | | | | | | | | |
| | SLD4TRMSN | 4" SLD DESIGNER TRIM, SATIN NICKEL | 080083715299 | 1 | 6 | 1080 | • | • | | • |

★ Indicates ARRA Eligible Product ⓔ Indicates EISA Compliant Pulse Start Products  Indicates MarketPro Product

Please reference the Cooper Lighting Stock Guide Terms and Conditions page. Pictures are a representation of product categories and may not illustrate the exact skus listed. Product information is subject to change without notice. Consult factory representative for additional information and inventory details. Visit www.cooperlighting.com for more product information.


| CATALOG NUMBER | DESCRIPTION | UPC CODE | WEIGHT | CASE | | PALLET | | | | |
|--|---|--------------|--------|------|------|--------|----|----|----|----|
| | | | | QTY | QTY | IL | CA | NJ | TX | GA |
|  Designer Trim Tuscan Bronze SLD4TRMTBZ | 4" SLD DESIGNER TRIM, TUSCAN BRONZE | 080083715312 | 0.3 | 6 | 1080 | • | • | | | • |
|  Designer Trim White SLD4TRMWH | 4" SLD DESIGNER TRIM, WHITE (PAINTABLE) | 080083724505 | 1 | 6 | 1080 | • | • | | | • |

| CATALOG NUMBER | DESCRIPTION | UPC CODE | WEIGHT | CASE QTY | PALLET | | | | | | |
|--|--|--|--------------|----------|--------|-----|----|----|----|---|---|
| | | | | | IL | CA | NJ | TX | GA | | |
| SLD6 LED | | | | | | | | | | | |
|  | 6" LED | | | | | | | | | | |
| | SLD606830WH | 6" SURFACE LED DOWNLIGHT, 120V, 80CRI, 3000K, WHITE | 080083697588 | 1.8 | 6 | 300 | • | • | • | • |  |
| | SLD606930WH | 6" SURFACE LED DOWNLIGHT, 120V, 90CRI, 3000K, WHITE | 080083697625 | 1.823 | 6 | 300 | • | • | • | • |  |
| | SLD606930WHJB | 6" SURFACE LED DOWNLIGHT, 120V, 90CRI, 3000K, WHITE, JUNCTION BOX MOUNT ONLY | 080083706037 | 1.6 | 6 | 450 | • | • | • | • | ★  |
| | SLD606830WHJB | 6" SURFACE LED DOWNLIGHT, 120V, 80CRI, 3000K, WHITE, JUNCTION BOX MOUNT ONLY | 080083705993 | 1.253 | 6 | 300 | • | • | • | • |  |
| | SLD606827WH | 6" SURFACE LED DOWNLIGHT, 120V, 80CRI, 2700K, WHITE | 080083697540 | 1.8 | 6 | 300 | • | • | • | • | ★ |
| | SLD606827WHJB | 6" SURFACE LED DOWNLIGHT, 120V, 80CRI, 2700K, WHITE, JUNCTION BOX MOUNT ONLY | 080083706051 | 1.37 | 6 | 300 | • | • | • | • | |
| | SLD606835WH | 6" SURFACE LED DOWNLIGHT, 120V, 80CRI, 3500K, WHITE | 080083714049 | 1.8 | 6 | 300 | • | • | • | • | ★ |
| | SLD606835WHJB | 6" SURFACE LED DOWNLIGHT, 120V, 80CRI, 3500K, WHITE, JUNCTION BOX MOUNT ONLY | 080083713882 | 1.6 | 6 | 300 | • | • | • | • | |
| | SLD606840WH | 6" SURFACE LED DOWNLIGHT, 120V, 80CRI, 4000K, WHITE | 080083714124 | 1.8 | 6 | 300 | • | • | • | • | ★ |
| | SLD606840WHJB | 6" SURFACE LED DOWNLIGHT, 120V, 80CRI, 4000K, WHITE, JUNCTION BOX MOUNT ONLY | 080083713967 | 1.6 | 6 | 300 | • | • | • | • | ★ |
| | SLD606927WH | 6" SURFACE LED DOWNLIGHT, 120V, 90CRI, 2700K, WHITE | 080083706266 | 1.83 | 6 | 300 | • | • | • | • | ★ |
| | SLD606927WHJB | 6" SURFACE LED DOWNLIGHT, 120V, 90CRI, 2700K, WHITE, JUNCTION BOX MOUNT ONLY | 080083706198 | 1.6 | 6 | 300 | • | • | • | • | ★ |
| | SLD606935WH | 6" SURFACE LED DOWNLIGHT, 120V, 90CRI, 3500K, WHITE | 080083714087 | 1.823 | 6 | 300 | • | • | • | • | ★ |
| | SLD606935WHJB | 6" SURFACE LED DOWNLIGHT, 120V, 90CRI, 3500K, WHITE, JUNCTION BOX MOUNT ONLY | 080083713929 | 1.6 | 6 | 300 | • | • | • | • | |
| | SLD606940WH | 6" SURFACE LED DOWNLIGHT, 120V, 90CRI, 4000K, WHITE | 080083714162 | 1.823 | 6 | 300 | • | • | • | • | ★ |
| | SLD606940WHJB | 6" SURFACE LED DOWNLIGHT, 120V, 90CRI, 4000K, WHITE, JUNCTION BOX MOUNT ONLY | 080083714001 | 1.6 | 6 | 300 | • | • | • | • | ★ |
| | SLD612827WH | 6" SURFACE LED DOWNLIGHT, 120V, 80CRI, 2700K, WHITE, 1200 SERIES | 080083714186 | 1.8 | 6 | 300 | • | • | • | • | |
| | SLD612827WHUNVJB | 6" SURFACE LED DOWNLIGHT, 120V-277V, 80CRI, 2700K, WHITE, 1200 SERIES, JBOX MOUNT ONLY | 080083724727 | 2 | 6 | 300 | • | • | • | • | ★ |
| | SLD612830WH | 6" SURFACE LED DOWNLIGHT, 120V, 80CRI, 3000K, WHITE, 1200 SERIES | 080083714209 | 1.823 | 6 | 300 | • | • | • | • | ★ |
| | SLD612830WHUNVJB | 6" SURFACE LED DOWNLIGHT, 120V-277V, 80CRI, 3000K, WHITE, 1200 SERIES, JBOX MOUNT ONLY | 080083724765 | 2 | 6 | 300 | • | • | • | • | ★ |
| | SLD612835WH | 6" SURFACE LED DOWNLIGHT, 120V, 80CRI, 3500K, WHITE, 1200 SERIES | 080083714247 | 1.8 | 6 | 300 | • | • | • | • | ★ |
| | SLD612835WHUNVJB | 6" SURFACE LED DOWNLIGHT, 120V-277V, 80CRI, 3500K, WHITE, 1200 SERIES, JBOX MOUNT ONLY | 080083724802 | 2 | 6 | 300 | • | • | • | • | ★ |
| | SLD612840WH | 6" SURFACE LED DOWNLIGHT, 120V, 80CRI, 4000K, WHITE, 1200 SERIES | 080083714285 | 1.8 | 6 | 300 | • | • | • | • | |
| | SLD612840WHUNVJB | 6" SURFACE LED DOWNLIGHT, 120V-277V, 80CRI, 4000K, WHITE, 1200 SERIES, JBOX MOUNT ONLY | 080083724840 | 2 | 6 | 300 | • | • | • | • | ★ |
| | SLD612927WH | 6" SURFACE LED DOWNLIGHT, 120V, 90CRI, 2700K, WHITE, 1200 SERIES | 080083715275 | 1.823 | 6 | 300 | • | • | • | • | |
| | SLD612927WHUNVJB | 6" SURFACE LED DOWNLIGHT, 120V-277V, 90CRI, 2700K, WHITE, 1200 SERIES, JBOX MOUNT ONLY | 080083724741 | 2 | 6 | 300 | • | • | • | • | |
| | SLD612930WH | 6" SURFACE LED DOWNLIGHT, 120V, 90CRI, 3000K, WHITE, 1200 SERIES | 080083714223 | 1.823 | 6 | 300 | • | • | • | • | ★ |
| | SLD612930WHUNVJB | 6" SURFACE LED DOWNLIGHT, 120V-277V, 90CRI, 3000K, WHITE, 1200 SERIES, JBOX MOUNT ONLY | 080083724789 | 2 | 6 | 300 | • | • | • | • | |
| | SLD612935WH | 6" SURFACE LED DOWNLIGHT, 120V, 90CRI, 3500K, WHITE, 1200 SERIES | 080083714261 | 1.823 | 6 | 300 | • | • | • | • | |
| SLD612935WHUNVJB | 6" SURFACE LED DOWNLIGHT, 120V-277V, 90CRI, 3500K, WHITE, 1200 SERIES, JBOX MOUNT ONLY | 080083724826 | 2 | 6 | 300 | • | • | • | • | ★ | |
| SLD612940WH | 6" SURFACE LED DOWNLIGHT, 120V, 90CRI, 4000K, WHITE, 1200 SERIES | 080083713745 | 1.823 | 6 | 300 | • | • | • | • | ★ | |
| SLD612940WHUNVJB | 6" SURFACE LED DOWNLIGHT, 120V-277V, 90CRI, 4000K, WHITE, 1200 SERIES, JBOX MOUNT ONLY | 080083724864 | 2 | 6 | 300 | • | • | • | • | | |



SLD6 Accessory Retrofit Hardware Kit

| | | | | | | | | | | |
|------------|--|--------------|------|---|---|---|---|---|---|--|
| SLD6ACCKIT | 6" SLD ACCESSORY RETROFIT HARDWARE KIT - TORSION SPRINGS & SCREWBASE ADAPTER | 080083705474 | 0.22 | 6 | 0 | • | • | • | • | |
|------------|--|--------------|------|---|---|---|---|---|---|--|

★ Indicates ARRA Eligible Product Ⓢ Indicates EISA Compliant Pulse Start Products  Indicates MarketPro Product

Please reference the Cooper Lighting Stock Guide Terms and Conditions page. Pictures are a representation of product categories and may not illustrate the exact skus listed. Product information is subject to change without notice. Consult factory representative for additional information and inventory details. Visit www.cooperlighting.com for more product information.




| CATALOG NUMBER | DESCRIPTION | UPC CODE | WEIGHT | CASE QTY | PALLET QTY | IL | CA | NJ | TX | GA |
|---|--|--------------|--------|----------|------------|----|----|----|----|----|
|  SLD6 Accessory Replacement J-Box Bracket SLD6BRKT | 6" SLD ACCESSORY REPLACEMENT J-BOX BRACKET | 080083705481 | 0.13 | 6 | 900 | | | | | • |
|  SLD6 Accessory Surface Extender SLD6EXT | 6" SLD ACCESSORY SURFACE EXTENDER | 080083715695 | 1 | 6 | 288 | • | • | | | • |
|  SLD6 Accessory Round and Octagon Surface Box Adapter SLD6RAD | 6" SLD ACCESSORY ROUND & OCTAGON SURFACE BOX ADAPTER | 080083715732 | 1 | 6 | 288 | | | | | • |
|  SLD6 Accessory Square Surface Box Adapter SLD6SADPLT | 4" SLD ACCESSORY SQUARE SURFACE BOX ADAPTER FOR USE W/ SLD6RAD | 080083725960 | 1 | 6 | 1800 | | | | | • |
|  Designer Trim Satin Nickel SLD6TRMSN | 6" SLD DESIGNER TRIM, SATIN NICKEL | 080083715336 | 1 | 6 | 720 | • | • | | | • |
|  Designer Trim Tuscan Bronze SLD6TRMTBZ | 6" SLD DESIGNER TRIM, TUSCAN BRONZE | 080083715350 | 1 | 6 | 720 | • | • | | | • |
|  Designer Trim White SLD6TRMWH | 6" SLD DESIGNER TRIM, WHITE (PAINTABLE) | 080083724529 | 1 | 6 | 720 | • | • | | | • |

SMD4 LED







| 4" LED | | | | | | | | | | | |
|--|---------------|---|--------------|-----|---|-----|--|---|--|---|---|
|  | SMD4R6927WH | 4" ROUND SURFACE MOUNT DOWNLIGHT, 600 LM, 90CRI, 2700K | 080083765416 | 1.1 | 6 | 360 | | • | | • | ★ |
| | SMD4R6930WH | 4" ROUND SURFACE MOUNT DOWNLIGHT, 600 LM, 90CRI, 3000K | 080083766352 | 1.1 | 6 | 360 | | • | | • | ★  |
| | SMD4R6940WH | 4" ROUND SURFACE MOUNT DOWNLIGHT, 600 LM, 90CRI, 4000K | 080083766598 | 1.1 | 6 | 450 | | • | | • | ★ |
| | SMD4R6935WH | 4" ROUND SURFACE MOUNT DOWNLIGHT, 600 LM, 90CRI, 3500K | 080083766475 | 1.1 | 6 | 360 | | • | | • | ★ |
| | SMD4R6950WH | 4" ROUND SURFACE MOUNT DOWNLIGHT, 600 LM, 90CRI, 5000K | 080083766710 | 1.1 | 6 | 432 | | • | | • | ★ |
| | SMD4S6927WH | 4" SQUARE SURFACE MOUNT DOWNLIGHT, 600 LM, 90CRI, 2700K | 080083766291 | 1.1 | 6 | 360 | | • | | • | ★ |
| | SMD4S6930WH | 4" SQUARE SURFACE MOUNT DOWNLIGHT, 600 LM, 90CRI, 3000K | 080083766413 | 1.1 | 6 | 450 | | • | | • | ★  |
| | SMD4S6935WH | 4" SQUARE SURFACE MOUNT DOWNLIGHT, 600 LM, 90CRI, 3500K | 080083766536 | 1.1 | 6 | 360 | | • | | • | ★ |
| | SMD4S6940WH | 4" SQUARE SURFACE MOUNT DOWNLIGHT, 600 LM, 90CRI, 4000K | 080083766659 | 1.1 | 6 | 360 | | • | | • | ★ |
| | SMD4S6950WH | 4" SQUARE SURFACE MOUNT DOWNLIGHT, 600 LM, 90CRI, 5000K | 080083766772 | 1.1 | 6 | 450 | | • | | • | ★ |
| | SMD4S6930WH-C | 4" SQUARE SURFACE MOUNT LED MODULE, 120V, 80CRI, 3000 K, WHITE - CANADA | 080083770427 | 1.1 | 6 | 360 | | | | • | ★ |

★ Indicates ARRA Eligible Product Ⓢ Indicates EISA Compliant Pulse Start Products  Indicates MarketPro Product

Please reference the Cooper Lighting Stock Guide Terms and Conditions page. Pictures are a representation of product categories and may not illustrate the exact skus listed. Product information is subject to change without notice. Consult factory representative for additional information and inventory details. Visit www.cooperlighting.com for more product information.

| CATALOG NUMBER | DESCRIPTION | UPC CODE | WEIGHT | CASE QTY | PALLET QTY | IL | CA | NJ | TX | GA |
|--|--|--------------|--------|----------|------------|----|----|----|----|----|
| SMD4-DM LED | | | | | | | | | | |
|  | 4" LED | | | | | | | | | |
| SMD4R6927WHDM | 4" ROUND SURFACE MOUNT DOWNLIGHT, 600 LM, 90CRI, 2700K, DIRECT MOUNT | 080083766277 | 1.1 | 6 | 192 | • | • | | | • |
| SMD4R6930WHDM | 4" ROUND SURFACE MOUNT DOWNLIGHT, 600 LM, 90CRI, 3000K, DIRECT MOUNT | 080083766390 | 1.6 | 6 | 300 | • | • | | • | • |
| SMD4R6930WHDM-C | 4" ROUND SURFACE MOUNT DOWNLIGHT, 600 LM, 90CRI, 3000K, DIRECT MOUNT, CANADA | 080083770403 | 1.6 | 6 | 300 | | | | | • |
| SMD4R6935WHDM | 4" ROUND SURFACE MOUNT DOWNLIGHT, 600 LM, 90CRI, 3500K, DIRECT MOUNT | 080083766512 | 1.1 | 6 | 192 | | • | | | • |
| SMD4R6940WHDM | 4" ROUND SURFACE MOUNT DOWNLIGHT, 600 LM, 90CRI, 4000K, DIRECT MOUNT | 080083766635 | 1.1 | 6 | 240 | | • | | | • |
| SMD4R6950WHDM | 4" ROUND SURFACE MOUNT DOWNLIGHT, 600 LM, 90CRI, 5000K, DIRECT MOUNT | 080083766758 | 1.1 | 6 | 240 | | • | | | • |
| SMD4S6927WHDM | 4" SQUARE SURFACE MOUNT DOWNLIGHT, 600 LM, 90CRI, 2700K, DIRECT MOUNT | 080083766338 | 1.1 | 6 | 240 | • | • | | | • |
| SMD4S6930WHDM | 4" SQUARE SURFACE MOUNT DOWNLIGHT, 600 LM, 90CRI, 3000K, DIRECT MOUNT | 080083766451 | 1.1 | 6 | 300 | • | • | | | • |
| SMD4S6935WHDM | 4" SQUARE SURFACE MOUNT DOWNLIGHT, 600 LM, 90CRI, 3500K, DIRECT MOUNT | 080083766574 | 1.1 | 6 | 192 | | • | | | • |
| SMD4S6940WHDM | 4" SQUARE SURFACE MOUNT DOWNLIGHT, 600 LM, 90CRI, 4000K, DIRECT MOUNT | 080083766697 | 1.1 | 6 | 192 | | • | | | • |
| SMD4S6950WHDM | 4" SQUARE SURFACE MOUNT DOWNLIGHT, 600LM, 90CRI, 5000K, DIRECT MOUNT | 080083766819 | 1.1 | 6 | 240 | | • | | | • |

SMD4 LED Trim



| | | | | | | | | | | |
|--|------------------------------------|--------------|------|---|------|---|--|--|--|---|
|  | SMD4 Square Paintable White | | | | | | | | | |
| SMD4STRMWH | 4" SQUARE TRIM - PAINTABLE WHITE | 080083777563 | 0.15 | 6 | 1344 | • | | | | • |
|  | SMD4 Square Satin Nickel | | | | | | | | | |
| SMD4STRMSN | 4" SQUARE TRIM - SATIN NICKEL | 080083777525 | 0.15 | 6 | 1344 | • | | | | • |
|  | SMD4 Square Tuscan Bronze | | | | | | | | | |
| SMD4STRMTBZ | 4" SQUARE TRIM - TUSCAN BRONZE | 080083777549 | 0.15 | 6 | 1344 | • | | | | • |
|  | SMD4 Round Paintable White | | | | | | | | | |
| SMD4RTRMWH | 4" ROUND TRIM - PAINTABLE WHITE | 080083777501 | 0.15 | 6 | 1344 | • | | | | • |
|  | SMD4 Round Satin Nickel | | | | | | | | | |
| SMD4RTRMSN | 4" ROUND TRIM - SATIN NICKEL | 080083777464 | 0.15 | 6 | 1344 | • | | | | • |
|  | SMD4 Round Tuscan Bronze | | | | | | | | | |
| SMD4RTRMTBZ | 4" ROUND TRIM - TUSCAN BRONZE | 080083777488 | 0.15 | 6 | 1344 | • | | | | • |

★ Indicates ARRA Eligible Product Ⓢ Indicates EISA Compliant Pulse Start Products  Indicates MarketPro Product

Please reference the Cooper Lighting Stock Guide Terms and Conditions page. Pictures are a representation of product categories and may not illustrate the exact skus listed. Product information is subject to change without notice. Consult factory representative for additional information and inventory details. Visit www.cooperlighting.com for more product information.










| CATALOG NUMBER | DESCRIPTION | UPC CODE | WEIGHT | CASE QTY | PALLET QTY | IL | CA | NJ | TX | GA | |
|--|---|---|--------------|----------|------------|-----|----|----|----|----|---|
| SMD6 LED | | | | | | | | | | | |
|  | 6" LED | | | | | | | | | | |
| | SMD6R6927WH | 6" ROUND SURFACE MOUNT DOWNLIGHT, 600 LM, 90CRI, 2700K | 080083765430 | 1.8 | 6 | 300 | | • | | | ★ |
| | SMD6R6930WH | 6" ROUND SURFACE MOUNT DOWNLIGHT, 600 LM, 90CRI, 3000K | 080083767052 | 1.8 | 6 | 300 | • | • | | | ★  |
| | SMD6R6935WH | 6" ROUND SURFACE MOUNT DOWNLIGHT, 600 LM, 90CRI, 3500K | 080083767298 | 1.8 | 6 | 240 | | • | | | ★ |
| | SMD6R6940WH | 6" ROUND SURFACE MOUNT DOWNLIGHT, 600 LM, 90CRI, 4000K | 080083767533 | 1.8 | 6 | 300 | | • | | | ★ |
| | SMD6R6950WH | 6" ROUND SURFACE MOUNT DOWNLIGHT, 600 LM, 90CRI, 5000K | 080083767779 | 1.8 | 6 | 300 | | • | | | ★ |
| | SMD6S6927WH | 6" SQUARE SURFACE MOUNT DOWNLIGHT, 600 LM, 90CRI, 2700K | 080083766871 | 1.8 | 6 | 240 | | • | | | ★ |
| | SMD6S6930WH | 6" SQUARE SURFACE MOUNT DOWNLIGHT, 600 LM, 90CRI, 3000K | 080083767113 | 1.8 | 6 | 300 | | • | | | ★ |
| | SMD6S6935WH | 6" SQUARE SURFACE MOUNT DOWNLIGHT, 600 LM, 90CRI, 3500K | 080083767359 | 1.8 | 6 | 300 | | • | | | ★ |
| | SMD6S6940WH | 6" SQUARE SURFACE MOUNT DOWNLIGHT, 600 LM, 90CRI, 4000K | 080083767595 | 1.8 | 6 | 300 | | • | | | ★ |
| SMD6S6950WH | 6" SQUARE SURFACE MOUNT DOWNLIGHT, 600 LM, 90CRI, 5000K | 080083767830 | 1.8 | 6 | 300 | | • | | | ★ | |

SMD6-DM LED

| | | | | | | | | | | | | |
|--|-----------------|---|--------------|------|---|-----|---|---|--|--|---|---|
|  | 6" LED | | | | | | | | | | | |
| | SMD6R6930WHDM-C | 6" SQUARE SURFACE MOUNT DOWNLIGHT, 600 LM, 90CRI, 3000K, DIRECT MOUNT, CANADA | 080083771486 | 1.8 | 6 | 90 | | | | | • | |
| | SMD6R6930WHDM | 6" ROUND SURFACE MOUNT DOWNLIGHT, 600 LM, 90CRI, 3000K, DIRECT MOUNT | 080083767090 | 1.96 | 6 | 192 | • | • | | | | ★  |
| | SMD6R6940WHDM | 6" ROUND SURFACE MOUNT DOWNLIGHT, 600 LM, 90CRI, 4000K, DIRECT MOUNT | 080083767571 | 1.8 | 6 | 240 | | • | | | • | |
| | SMD6R6950WHDM | 6" ROUND SURFACE MOUNT DOWNLIGHT, 600 LM, 90CRI, 5000K, DIRECT MOUNT | 080083767816 | 1.8 | 6 | 240 | | • | | | • | |
| | SMD6S6927WHDM | 6" SQUARE SURFACE MOUNT DOWNLIGHT, 600 LM, 90CRI, 2700K, DIRECT MOUNT | 080083766918 | 1.8 | 6 | 90 | • | • | | | • | |
| | SMD6S6930WHDM | 6" SQUARE SURFACE MOUNT DOWNLIGHT, 600 LM, 90CRI, 3000K, DIRECT MOUNT | 080083767151 | 1.8 | 6 | 240 | • | • | | | • | |
| | SMD6S6935WHDM | 6" SQUARE SURFACE MOUNT DOWNLIGHT, 600 LM, 90CRI, 3500K, DIRECT MOUNT | 080083767397 | 1.8 | 6 | 90 | | • | | | • | |
| | SMD6S6940WHDM | 6" SQUARE SURFACE MOUNT DOWNLIGHT, 600 LM, 90CRI, 4000K, DIRECT MOUNT | 080083767632 | 1.8 | 6 | 90 | | • | | | • | |
| | SMD6R6927WHDM | 6" ROUND SURFACE MOUNT DOWNLIGHT, 600 LM, 90CRI, 2700K, DIRECT MOUNT | 080083766857 | 1.8 | 6 | 240 | • | • | | | • | |
| | SMD6R6935WHDM | 6" ROUND SURFACE MOUNT DOWNLIGHT, 600 LM, 90CRI, 3500K, DIRECT MOUNT | 080083767335 | 1.8 | 6 | 90 | | • | | | • | |











★ Indicates ARRA Eligible Product ⓔ Indicates EISA Compliant Pulse Start Products  Indicates MarketPro Product

Please reference the Cooper Lighting Stock Guide Terms and Conditions page. Pictures are a representation of product categories and may not illustrate the exact skus listed. Product information is subject to change without notice. Consult factory representative for additional information and inventory details. Visit www.cooperlighting.com for more product information.

| CATALOG NUMBER | DESCRIPTION | UPC CODE | WEIGHT | CASE QTY | PALLET QTY | IL | CA | NJ | TX | GA |
|---|---|--------------|--------|----------|------------|----|----|----|----|-----|
| SMD6 LED Trim | | | | | | | | | | |
|  | SMD6 Square Paintable White SMD6STRMWH 6" SQUARE TRIM - PAINTABLE WHITE | 080083777686 | 0.17 | 6 | 1344 | • | | | | • |
|  | SMD6 Square Satin Nickel SMD6STRMSN 6" SQUARE TRIM - SATIN NICKEL | 080083777648 | 0.17 | 6 | 1260 | • | | | | • |
|  | SMD6 Square Tuscan Bronze SMD6STRMTBZ 6" SQUARE TRIM - TUSCAN BRONZE | 080083777662 | 0.17 | 6 | 1344 | • | | | | • |
|  | SMD6 Round Paintable White SMD6RTRMWH 6" ROUND TRIM - PAINTABLE WHITE | 080083777624 | 0.17 | 6 | 1344 | • | | | | • |
|  | SMD6 Round Satin Nickel SMD6RTRMSN 6" ROUND TRIM - SATIN NICKEL | 080083777587 | 0.17 | 6 | 1260 | • | | | | • |
|  | SMD6 Round Tuscan Bronze SMD6RTRMTBZ 6" ROUND TRIM - TUSCAN BRONZE | 080083777600 | 0.17 | 6 | 1344 | • | | | | • |
| 6" H7 Chicago Plenum Housing | | | | | | | | | | |
|  | Non-IC H7TCP 6" HOUSING NON-IC 120V LINE VOLTAGE CHICAGO PLENUM CONSTRUCTION | 662400133032 | 4.81 | 6 | 1200 | • | | | | • ★ |
| 6" Low Voltage H7T & H7RT Retrofit Trim | | | | | | | | | | |
|  | Low Voltage Adjustable Spot - 30 Degree Tilt 1412P 6" TRIM LOW VOLTAGE ADJUSTABLE SPOT WITH TRANSFORMER WHITE TRIM WITH BLACK BAFFLE & 30 DEGREE TILT | 662400606055 | 3.622 | 6 | 120 | | | | | • ★ |
| | 1412W 6" TRIM LOW VOLTAGE ADJUSTABLE SPOT WITH TRANSFORMER WHITE TRIM WITH WHITE BAFFLE & 30 DEGREE TILT | 662400606048 | 2.937 | 6 | 120 | | | | | • ★ |
|  | Low Voltage Slot Aperture - 30 Degree Tilt 1450P 6" TRIM LOW VOLTAGE ADJUSTABLE SLOT APERTURE 30 DEGREE TILT WITH TRANSFORMER WHITE TRIM & SLOT | 662400132363 | 4.108 | 1 | 175 | • | | | | • ★ |

★ Indicates ARRA Eligible Product Ⓢ Indicates EISA Compliant Pulse Start Products  Indicates MarketPro Product

Please reference the Cooper Lighting Stock Guide Terms and Conditions page. Pictures are a representation of product categories and may not illustrate the exact skus listed. Product information is subject to change without notice. Consult factory representative for additional information and inventory details. Visit www.cooperlighting.com for more product information.

| CATALOG NUMBER | DESCRIPTION | UPC CODE | WEIGHT | CASE QTY | PALLET QTY | IL | CA | NJ | TX | GA |
|--|-------------|--|--------------|----------|------------|-----|----|----|----|---|
| 6" Slope Ceiling Trim (H645, HL6 LED, H47 Housings) | | | | | | | | | | |
| Specular Reflector (H645 and HL6 LED Slope Housings) | | | | | | | | | | |
|  | 455H | 6" TRIM REFLECTOR TRIM FOR SLOPE CEILING WHITE TRIM WITH HAZE REFLECTOR | 622697063719 | 0.642 | 6 | 360 | • | • | • | ★ |
| | 455SC | 6" TRIM REFLECTOR TRIM FOR SLOPE CEILING WHITE TRIM WITH CLEAR SPECULAR REFLECTOR | 662400679332 | 0.863 | 6 | 360 | • | • | • | ★ |
| | 455SN | 6" TRIM REFLECTOR FOR SLOPE CEILING WHITE RING WITH SATIN NICKEL REFLECTOR | 080083716869 | 0.863 | 6 | 360 | • | • | • | ★ |
| | 455TBZ | 6" TRIM REFLECTOR FOR SLOPE CEILING WHITE RING WITH TUSCAN BRONZE REFLECTOR | 080083716883 | 0.863 | 6 | 360 | • | • | • | ★ |
| Baffle - 456 (H645 and HL6 LED Slope Housings) | | | | | | | | | | |
|  | 456P | 6" TRIM BAFFLE TRIM FOR SLOPE CEILING WHITE TRIM WITH BLACK BAFFLE | 662400676270 | 0.79 | 6 | 360 | • | • | • | ★ |
| | 456W | 6" TRIM BAFFLE TRIM FOR SLOPE CEILING WHITE TRIM WITH WHITE BAFFLE | 662400676287 | 0.65 | 6 | 360 | • | • | • | ★  |
| Baffle - 498 (H47 Slope Housings) | | | | | | | | | | |
|  | 498P | 6" TRIM BAFFLE - SLOPE CEILING TRIM WHITE TRIM WITH BLACK COILEX BAFFLE | 662400131717 | 1.05 | 4 | 160 | • | • | • | ★ |
| | 498W | 6" TRIM BAFFLE - SLOPE CEILING TRIM WHITE TRIM WITH WHITE COILEX BAFFLE | 662400167334 | 1.096 | 4 | 128 | • | • | • | ★  |
| 8 1/2" Square Housing | | | | | | | | | | |
| Non-IC | | | | | | | | | | |
|  | H1T | 8 1/2" HOUSING SQUARE NON-IC INCANDESCENT | 662400132820 | 2.6 | 6 | 72 | • | • | • | ★ |
| 8 1/2" Square Trim | | | | | | | | | | |
| Albalite Lens | | | | | | | | | | |
|  | 10P | 8 1/2" TRIM SQUARE ALBALITE LENS | 662400130031 | 1.479 | 12 | 576 | • | • | • | • |
| 10 1/2" Square Trim (H2 & M200) | | | | | | | | | | |
| Drop Diffuser | | | | | | | | | | |
|  | 21GP | 10 1/2" TRIM SQUARE GLASS DROP DIFFUSER, WHITE TRIM | 662400130222 | 4.015 | 6 | 216 | • | • | • | ★ |
| Step & Wall Lights | | | | | | | | | | |
| Step Light IC - No Junction Box or Bar Hangers | | | | | | | | | | |
|  | H2920ICT | STEP LIGHT, IC, INCANDESCENT, WITH LOUVER FACE PLATE, NO JUNCTION BOX OR BAR HANGERS | 662400135531 | 2.5 | 1 | 300 | • | • | • | ★ |
| Step Light IC - Junction Box & Bar Hangers | | | | | | | | | | |
|  | H2922ICT | STEP LIGHT, IC, INCANDESCENT, WITH LOUVER FACE PLATE, JUNCTION BOX & BAR HANGERS | 623961644283 | 4.155 | 1 | 120 | • | • | • | ★ |

★ Indicates ARRA Eligible Product ⓘ Indicates EISA Compliant Pulse Start Products  Indicates MarketPro Product







Please reference the Cooper Lighting Stock Guide Terms and Conditions page. Pictures are a representation of product categories and may not illustrate the exact skus listed. Product information is subject to change without notice. Consult factory representative for additional information and inventory details. Visit www.cooperlighting.com for more product information.

CATALOG
NUMBER

DESCRIPTION

UPC CODE WEIGHT CASE QTY PALLET QTY IL CA NJ TX GA

Accessories

| | | | | | | | | | | | | |
|--|---|--------------|-------|----|------|---|---|---|---|---|---|---|
|  | LED Accessory - Screwbase Adapter HE26LED24PK E26 MEDIUM SCREWBASE TO T24 LED ADAPTER, BULK PACK 24PCS. | 080083582440 | 2.5 | 24 | 1728 | | • | | | | | ★ |
|  | Socket Extender H1999 ACCESSORY SCREW-BASE SOCKET EXTENDER | 662400134558 | 0.237 | 6 | 768 | | • | | | | | ★ |
|  | Transformer - 300VA H277 STEPDOWN TRANSFORMER, 277V TO 120V, 300VA | 662400133476 | 3.75 | 1 | 210 | • | • | • | • | • | | ★ |
|  | Oversize Trim Ring OT400P OVERSIZED WHITE METAL TRIM RING. MAY BE USED BEHIND HALO ML7 LED AND ALL-PRO RL7 LED TRIM RINGS. | 662400136507 | 0.46 | 12 | 2700 | • | • | • | • | • | | ★ |
| | OT403P OVERSIZED WHITE PLASTIC TRIM RING. FOR USE WHEN CEILING OPENING IS CUT TOO LARGE. | 662400136514 | 0.226 | 12 | 1200 | • | • | • | • | • | | ★ |
| | OT460P OVERSIZED WHITE METAL TRIM RING COMPATIBLE WITH 466, 468 AND 480 TRIMS. | 662400136538 | 0.615 | 12 | 864 | | | • | | | | ★ |
| | OT500P OVERSIZE TRIM RING FOR STRAIGHT PRECISION SIDED H5 FAMILY TRIM | 623961651830 | 0.261 | 12 | 1080 | • | | • | | | | |
| | OT999P OVERSIZE TRIM RING | 662400163572 | 0.17 | 24 | 3000 | • | • | | • | • | | ★ |
|  | Replacement Coil Springs RS7H REPLACEMENT COIL SPRINGS FOR USE WITH TRIMS - BLISTER PACK OF 4 | 662400610182 | 0.05 | 6 | 5508 | | • | | | | | |
|  | Trim Ring TRM6MB TRIM RING, 6" METAL, MATTE BLACK | 662400149163 | 0.203 | 1 | 175 | | • | | | • | • | ★ |
| | TRM6TBZ TRIM RING, 6" METAL, TUSCAN BRONZE | 623961311475 | 0.14 | 12 | 1200 | | • | | | | • | |

★ Indicates ARRA Eligible Product Ⓢ Indicates EISA Compliant Pulse Start Products  Indicates MarketPro Product

Please reference the Cooper Lighting Stock Guide Terms and Conditions page. Pictures are a representation of product categories and may not illustrate the exact skus listed. Product information is subject to change without notice. Consult factory representative for additional information and inventory details. Visit www.cooperlighting.com for more product information.

CATALOG NUMBER

DESCRIPTION

UPC CODE WEIGHT CASE QTY PALLET QTY IL CA NJ TX GA

Halo Track and Surface

LED Luminaire

HU10 Undercabinet





LED Undercabinet - HU10

| CATALOG NUMBER | DESCRIPTION | UPC CODE | WEIGHT | CASE QTY | PALLET QTY | IL | CA | NJ | TX | GA |
|----------------|--|--------------|--------|----------|------------|----|----|----|----|----|
| HU1009D927MB | HALO HU10 LED UNDERCABINET 9" FIXTURE, 2700K, BLACK | 080083692811 | 1.5 | 10 | 1120 | | • | | | • |
| HU1009D927P | HALO HU10 LED UNDERCABINET 9" FIXTURE, 2700K, WHITE | 080083692798 | 1.5 | 10 | 1120 | | | | | • |
| HU1009D930MB | HALO HU10 LED UNDERCABINET 9" FIXTURE, 3000K, BLACK | 080083692828 | 1.5 | 10 | 1120 | | | | | • |
| HU1009D940MB | HALO HU10 LED UNDERCABINET 9" FIXTURE, 4000K, BLACK | 080083724697 | 1.5 | 10 | 1120 | | • | | | • |
| HU1009D940P | HALO HU10 LED UNDERCABINET 9" FIXTURE, 4000K, WHITE | 080083724703 | 1.5 | 10 | 1120 | | • | | | • |
| HU1018D927MB | HALO HU10 LED UNDERCABINET 18" FIXTURE, 2700K, BLACK | 080083694198 | 2 | 10 | 560 | | | | | • |
| HU1018D927P | HALO HU10 LED UNDERCABINET 18" FIXTURE, 2700K, WHITE | 080083694174 | 2 | 80 | 560 | | | | | • |
| HU1018D930MB | HALO HU10 LED UNDERCABINET 18" FIXTURE, 3000K, BLACK | 080083694204 | 2 | 10 | 560 | | | | | • |
| HU1018D930P | HALO HU10 LED UNDERCABINET 18" FIXTURE, 3000K, WHITE | 080083694181 | 2 | 10 | 560 | • | | | | • |
| HU1018D940MB | HALO HU10 LED UNDERCABINET 18" FIXTURE, 4000K, BLACK | 080083724673 | 2 | 10 | 560 | | | | | • |
| HU1018D940P | HALO HU10 LED UNDERCABINET 18" FIXTURE, 4000K, WHITE | 080083724680 | 2 | 10 | 560 | | • | | | • |
| HU1024D927MB | HALO HU10 LED UNDERCABINET 24" FIXTURE, 2700K, BLACK | 080083694235 | 3 | 10 | 560 | | | | | • |
| HU1024D927P | HALO HU10 LED UNDERCABINET 24" FIXTURE, 2700K, WHITE | 080083694211 | 3 | 10 | 560 | | | | | |
| HU1024D930MB | HALO HU10 LED UNDERCABINET 24" FIXTURE, 3000K, BLACK | 080083694242 | 3 | 10 | 560 | | • | | | • |
| HU1024D930P | HALO HU10 LED UNDERCABINET 24" FIXTURE, 3000K, WHITE | 080083694228 | 2.75 | 10 | 560 | | | | | • |
| HU1024D940MB | HALO HU10 LED UNDERCABINET 24" FIXTURE, 4000K, BLACK | 080083724659 | 3 | 10 | 560 | | | | | • |
| HU1024D940P | HALO HU10 LED UNDERCABINET 24" FIXTURE, 4000K, WHITE | 080083724666 | 3 | 10 | 560 | | | | | • |
| HU1036D927MB | HALO HU10 LED UNDERCABINET 36" FIXTURE, 2700K, BLACK | 080083694273 | 4 | 4 | 192 | | | | | • |
| HU1036D927P | HALO HU10 LED UNDERCABINET 36" FIXTURE, 2700K, WHITE | 080083694259 | 4 | 4 | 192 | | | | | |
| HU1036D930MB | HALO HU10 LED UNDERCABINET 36" FIXTURE, 3000K, BLACK | 080083694280 | 4 | 4 | 192 | | | | | • |
| HU1036D930P | HALO HU10 LED UNDERCABINET 36" FIXTURE, 3000K, WHITE | 080083694266 | 4 | 4 | 192 | • | | | | |
| HU1036D940MB | HALO HU10 LED UNDERCABINET 36" FIXTURE, 4000K, BLACK | 080083724635 | 4 | 4 | 192 | | • | | | |
| HU1036D940P | HALO HU10 LED UNDERCABINET 36" FIXTURE, 4000K, WHITE | 080083724642 | 4 | 4 | 192 | | | | | • |
| HU1048D927MB | HALO HU10 LED UNDERCABINET 48" FIXTURE, 2700K, BLACK | 080083694310 | 5 | 4 | 192 | | • | | | • |
| HU1048D927P | HALO HU10 LED UNDERCABINET 48" FIXTURE, 2700K, WHITE | 080083694297 | 5 | 4 | 192 | | | | | • |
| HU1048D930MB | HALO HU10 LED UNDERCABINET 48" FIXTURE, 3000K, BLACK | 080083694327 | 5 | 4 | 192 | | | | | • |
| HU1048D930P | HALO HU10 LED UNDERCABINET 48" FIXTURE, 3000K, WHITE | 080083694303 | 5 | 4 | 192 | | | | | • |
| HU1048D940P | HALO HU10 LED UNDERCABINET 48" FIXTURE, 4000K, WHITE | 080083724628 | 5 | 4 | 192 | | | | | • |






★ Indicates ARRA Eligible Product Ⓢ Indicates EISA Compliant Pulse Start Products  Indicates MarketPro Product

Please reference the Cooper Lighting Stock Guide Terms and Conditions page. Pictures are a representation of product categories and may not illustrate the exact skus listed. Product information is subject to change without notice. Consult factory representative for additional information and inventory details. Visit www.cooperlighting.com for more product information.

| CATALOG NUMBER | DESCRIPTION | UPC CODE | WEIGHT | CASE QTY | PALLET QTY | IL | CA | NJ | TX | GA |
|--|--|--------------|--------|----------|------------|----|----|----|----|----|
| HU10 Undercabinet Accessories | | | | | | | | | | |
|  | LED Undercabinet Accessories- HU10 | | | | | | | | | |
| HU101MB | HALO HU10 LED UNDERCABINET 3 IN DAISEY CHAIN CONNECTOR MATTE BLACK | 080083641666 | 0.035 | 200 | 19200 | • | • | • | • | • |
| HU101P | HALO HU10 LED UNDERCABINET 3 IN DAISEY CHAIN CONNECTOR WHITE | 080083641659 | 0.076 | 30 | 3000 | • | • | • | • | • |
| HU102MB | HALO HU10 LED UNDERCABINET 6 IN DAISEY CHAIN CONNECTOR MATTE BLACK | 080083641680 | 0.043 | 30 | 3000 | • | • | • | • | • |
| HU102P | HALO HU10 LED UNDERCABINET 6 IN DAISEY CHAIN CONNECTOR WHITE | 080083641673 | 0.465 | 200 | 12000 | • | • | • | • | • |
| HU103MB | HALO HU10 LED UNDERCABINET 24 IN DAISEY CHAIN CONNECTOR MATTE BLACK | 080083641703 | 0.118 | 10 | 250 | • | • | • | • | • |
| HU103P | HALO HU10 LED UNDERCABINET 24 IN DAISEY CHAIN CONNECTOR WHITE | 080083641697 | 0.14 | 100 | 6000 | • | • | • | • | • |
| HU104MB | HALO HU10 LED UNDERCABINET 120 IN DAISEY CHAIN CONNECTOR MATTE BLACK | 080083641727 | 0.464 | 25 | 2700 | • | • | • | • | • |
| HU104P | HALO HU10 LED UNDERCABINET 120 IN DAISEY CHAIN CONNECTOR WHITE | 080083641710 | 0.544 | 25 | 3000 | • | • | • | • | • |
| HU105MB | HALO HU10 LED UNDERCABINET 48 IN POWER CORD MATTE BLACK | 080083641642 | 2.344 | 50 | 2100 | • | • | • | • | • |
| HU107MB | HALO HU10 LED UNDERCABINET 1.5 IN DAISEY CHAIN CONNECTOR MATTE BLACK | 080083641741 | 0.02 | 250 | 32000 | • | • | • | • | • |
| HU107P | HALO HU10 LED UNDERCABINET 1.5 IN DAISEY CHAIN CONNECTOR WHITE | 080083641734 | 0.071 | 250 | 15000 | • | • | • | • | • |
| HU1010MB | HALO HU10 LED UNDERCABINET 12" DAISEY CHAIN CONNECTOR MATTE BLACK | 080083694389 | 1 | 10 | 1250 | • | • | • | • | • |
| HU1010P | HALO HU10 LED UNDERCABINET 12" DAISEY CHAIN CONNECTOR WHITE | 080083694372 | 0.07 | 200 | 9000 | • | • | • | • | • |
| HU1011MB | HALO HU10 LED UNDERCABINET 18" DAISEY CHAIN CONNECTOR MATTE BLACK | 080083694402 | 1 | 4 | 216 | • | • | • | • | • |
| HU1011P | HALO HU10 LED UNDERCABINET 18" DAISEY CHAIN CONNECTOR WHITE | 080083694396 | 0.093 | 1 | 1000 | • | • | • | • | • |
| HU109MB | HALO HU10 LED UNDERCABINET SPLICE BOX, LO -PRO, BLACK | 080083694365 | 1 | 10 | 200 | • | • | • | • | • |
| HU109P | HALO HU10 LED UNDERCABINET SPLICE BOX, LO -PRO, WHITE | 080083694358 | 0.4 | 2 | 800 | • | • | • | • | • |
| HU10MSMB | HALO HU10 LED UNDERCABINET MASTER SWITCH, BLACK | 080083694341 | 1 | 2 | 120 | • | • | • | • | • |
| HU10MSP | HALO HU10 LED UNDERCABINET MASTER SWITCH, WHITE | 080083694334 | 0.35 | 10 | 2700 | • | • | • | • | • |

| CATALOG NUMBER | DESCRIPTION | UPC CODE | WEIGHT | CASE QTY | PALLET QTY | IL | CA | NJ | TX | GA |
|--|--|--------------|--------|----------|------------|------|----|----|----|----|
| HU20 Undercabinet | | | | | | | | | | |
|  | LED Undercabinet - HU20 | | | | | | | | | |
| HU201MB | HALO HU20 LED UNDERCABINET LINEAR CONNECTOR MATTE BLACK | 080083633869 | | 1 | 10 | 480 | • | • | • | ★ |
| HU202MB | HALO HU20 LED UNDERCABINET 6" CONNECTOR MATTE BLACK | 080083633906 | | 1 | 10 | 480 | • | • | • | ★ |
| HU202P | HALO HU20 LED UNDERCABINET 6" CONNECTOR WHITE | 080083633883 | | 1 | 10 | 480 | • | • | • | ★ |
| HU203MB | HALO HU20 LED UNDERCABINET 24" CONNECTOR MATTE BLACK | 080083633944 | | 1 | 10 | 480 | • | • | • | ★ |
| HU203P | HALO HU20 LED UNDERCABINET 24" CONNECTOR WHITE | 080083633920 | | 1 | 10 | 480 | • | • | • | ★ |
| HU204MB | HALO HU20 LED UNDERCABINET 120" CONNECTOR MATTE BLACK | 080083633982 | | 1 | 5 | 240 | • | • | • | ★ |
| HU204P | HALO HU20 LED UNDERCABINET 120" CONNECTOR WHITE | 080083633968 | | 1 | 5 | 240 | • | • | • | ★ |
| HU2012MB | HALO HU20 LED UNDERCABINET TRACK, 12 INCH MATTE BLACK | 080083633661 | 0.563 | 36 | 240 | • | • | • | • | ★ |
| HU2012P | HALO HU20 LED UNDERCABINET TRACK, 12" WHITE | 080083633647 | | 1 | 36 | 240 | • | • | • | ★ |
| HU2018MB | HALO HU20 LED UNDERCABINET TRACK, 18" MATTE BLACK | 080083633708 | 0.7 | 36 | 1440 | • | • | • | • | ★ |
| HU2018P | HALO HU20 LED UNDERCABINET TRACK, 18" WHITE | 080083633685 | | 1 | 36 | 240 | • | • | • | ★ |
| HU2024MB | HALO HU20 LED UNDERCABINET TRACK, 24" MATTE BLACK | 080083633746 | 1.099 | 36 | 240 | • | • | • | • | ★ |
| HU20C45MB | HALO HU20 LED UNDERCAB 45W AC POWER SUPPLY MATTE BLACK | 080083633821 | 0.7 | 4 | 60 | • | • | • | • | ★ |
| HU20C45P | HALO HU20 LED UNDERCAB 45W AC POWER SUPPLY WHITE | 080083633807 | | 1 | 4 | 256 | • | • | • | ★ |
| HU20P830MB | HALO HU20 UNDERCABINET LED PUCK, 3000K, MATTE BLACK | 080083633784 | | 1 | 20 | 1280 | • | • | • | ★ |
| HU20P830P | HALO HU20 UNDERCABINET LED PUCK, 3000K, WHITE | 080083633760 | 0.086 | 160 | 5760 | • | • | • | • | ★ |
| HU2024PS2P930MBR | HALO HU20 LED UNDERCABINET TRACK, 24" WHITE - RETAIL KIT | 080083760114 | 1.5 | 4 | 280 | • | • | • | • | |

Power - Trac Luminaire

| CATALOG NUMBER | DESCRIPTION | UPC CODE | WEIGHT | CASE QTY | PALLET QTY | IL | CA | NJ | TX | GA |
|--|---|--------------|--------|----------|------------|----|----|----|----|----|
| Universal | | | | | | | | | | |
|  | Symmetrical Universal Lampholder - L1701MBX L1701MBX SYMMETRICAL UNIVERSAL LAMPHOLDER, MATTE BLACK, PAR16, PAR20 | 662400300021 | 0.521 | 6 | 2000 | | | | | ★ |
|  | Symmetrical Universal Lampholder - L1701PX L1701PX SYMMETRICAL UNIVERSAL LAMPHOLDER, WHITE, PAR16, PAR20 | 662400300014 | 0.5 | 6 | 528 | • | • | | | ★ |
|  | Asymmetrical Universal Lampholder - L1702 L1702PX ASYMMETRICAL UNIVERSAL LAMPHOLDER, WHITE, PAR16, PAR20, PAR30, PAR38 | 662400300038 | 0.505 | 6 | 750 | | | • | • | ★ |
|  | Universal Lampholder - L1735 L1735MBX UNIVERSAL LAMPHOLDER, MATTE BLACK, PAR16, PAR20, PAR30, PAR38 L1735PX UNIVERSAL LAMPHOLDER, WHITE, PAR16, PAR20, PAR30, PAR38 | 662400144069 | 1 | 6 | 600 | | | | | • |
|  | Universal Lampholder - L4009 L4009MBX UNIVERSAL LAMPHOLDER, MATTE BLACK, R40, PAR16, PAR20, PAR30, PAR38 | 662400160960 | 0.66 | 6 | 840 | | | • | • | ★ |
|  | Universal Lampholder - L700 L700PX UNIVERSAL LAMPHOLDER, 6", WHITE, R, PAR38 | 662400137887 | 1.01 | 12 | 720 | | | • | | • |
|  | Universal Lampholder - L702 L702MBX UNIVERSAL LAMPHOLDER, 3", MATTE BLACK, R, PAR16, PAR20, PAR30L, PAR38 L702PX UNIVERSAL LAMPHOLDER, 3", WHITE, R, PAR16, PAR20, PAR30L, PAR38 | 662400164333 | 0.615 | 24 | 1080 | | | • | • | • |
|  | Universal Lampholder - L703 L703MBX UNIVERSAL LAMPHOLDER, 2.4", MATTE BLACK, R, PAR16, PAR20, PAR30L, PAR38 L703PX UNIVERSAL LAMPHOLDER, 2.4", WHITE, R, PAR16, PAR20, PAR30L, PAR38 | 662400301394 | 0.633 | 24 | 648 | • | • | • | • | • |
| Bachetta | | | | | | | | | | |
|  | Bachetta Gimbal Ring - L3703 L3703PX BACHETTA GIMBAL RING, WHITE, PAR30 | 662400149248 | 1.513 | 72 | 288 | | | | | • |
| Commercial Applications | | | | | | | | | | |
|  | Para Trac Electronic Wall Wash - L3218 L3218EP PARA TRAC ELECTRONIC COMPACT FLUORESCENT WALL WASH, WHITE, F18BX | 662400603566 | 4.105 | 1 | 108 | | | | | • |

★ Indicates ARRA Eligible Product Ⓢ Indicates EISA Compliant Pulse Start Products  Indicates MarketPro Product

Please reference the Cooper Lighting Stock Guide Terms and Conditions page. Pictures are a representation of product categories and may not illustrate the exact skus listed. Product information is subject to change without notice. Consult factory representative for additional information and inventory details. Visit www.cooperlighting.com for more product information.

| CATALOG NUMBER | DESCRIPTION | UPC CODE | WEIGHT | CASE QTY | PALLET QTY | IL | CA | NJ | TX | GA |
|--|---|--------------|--------|----------|------------|----|----|----|----|----|
| Roundback | | | | | | | | | | |
|  | Roundback Cylinder - L1543 L1543PX ROUNDBACK CYLINDER, BLACK BAFFLE, WHITE, R40, PAR38 | 662400143185 | 1.93 | 6 | 192 | | | | | ★ |
|  | Roundback Cylinder - L855 L855PX ROUNDBACK CYLINDER, WHITE, PAR38 | 662400140757 | 1.21 | 6 | 216 | | | | | |
| Continental Cylinder | | | | | | | | | | |
|  | Continental Cylinder Yoke - L704 L704MBX CONTINENTAL CYLINDER, YOKE, MATTE BLACK, R40, PAR38 | 662400137917 | 2.2 | 6 | 126 | | | | | |
| | L704PX CONTINENTAL CYLINDER, YOKE, WHITE, R40, PAR38 | 662400137931 | 2.254 | 6 | 144 | | | | | |
|  | Continental Cylinder - L730 L730MBX CONTINENTAL CYLINDER, MATTE BLACK, BR30, R30, PAR30, A19, BR25 | 662400138358 | 0.915 | 6 | 288 | | | | | |
| | L730PX CONTINENTAL CYLINDER, WHITE, BR30, R30, PAR30, A19, BR25 | 662400138372 | 1 | 6 | 384 | | | | | |
|  | Continental Cylinder - L734 L734MBX CONTINENTAL CYLINDER, BLACK BAFFLE, MATTE BLACK, R40, PAR38 | 662400138815 | 1.697 | 6 | 126 | | | | | |
| | L734PX CONTINENTAL CYLINDER, BLACK BAFFLE, WHITE, R40, PAR38 | 662400138839 | 2.319 | 6 | 144 | | | | | |
| | Continental Cylinder - L735 L735MBX CONTINENTAL CYLINDER, MATTE BLACK, R20, PAR20, A19 | 662400138853 | 0.988 | 6 | 432 | | | | | |
|  | Continental Cylinder - L736 L736MBX CONTINENTAL CYLINDER, BLACK BAFFLE, MATTE BLACK, BR30, R30, PAR30, A19, BR25 | 662400138891 | 1.25 | 6 | 252 | | | | | |
| | L736PX CONTINENTAL CYLINDER, BLACK BAFFLE, WHITE, BR30, R30, PAR30, A19, BR25 | 662400138907 | 1.29 | 6 | 2400 | | | | | |
|  | Continental Cylinder - L737 L737MBX CONTINENTAL CYLINDER, BLACK BAFFLE, MATTE BLACK, R20, PAR20, A19 | 662400138945 | 0.782 | 6 | 486 | | | | | |
| | L737PX CONTINENTAL CYLINDER, BLACK BAFFLE, WHITE, R20, PAR20, A19 | 662400138952 | 0.647 | 6 | 432 | | | | | |
| Flatback | | | | | | | | | | |
|  | Flatback Cylinder - L1763 L1763MBX LOW VOLTAGE, FLATBACK CYLINDER, MAGNETIC TRANSFORMER, MATTE BLACK, MR16 | 662400144564 | 3.52 | 6 | 480 | | | | | ★ |
| | L1763PX LOW VOLTAGE, FLATBACK CYLINDER, MAGNETIC TRANSFORMER, WHITE, MR16 | 662400144588 | 3.5 | 6 | 288 | | | | | ★ |

★ Indicates ARRA Eligible Product Ⓢ Indicates EISA Compliant Pulse Start Products  Indicates MarketPro Product

Please reference the Cooper Lighting Stock Guide Terms and Conditions page. Pictures are a representation of product categories and may not illustrate the exact skus listed. Product information is subject to change without notice. Consult factory representative for additional information and inventory details. Visit www.cooperlighting.com for more product information.

| CATALOG NUMBER | DESCRIPTION | UPC CODE | WEIGHT | CASE | | PALLET | | | | | |
|--|---|--|------------------------------|----------------|----------|--------------|----|----|----|----|---|
| | | | | QTY | QTY | IL | CA | NJ | TX | GA | |
| Gimbal Ring | | | | | | | | | | | |
|  | Gimbal Ring - L1730 L1730MBX L1730PX | GIMBAL RING, MATTE BLACK, PAR30 GIMBAL RING, WHITE, PAR30 | 662400144014 662400144038 | 0.913 0.735 | 6 6 | 2400 360 | • | • | • | • | • |
|  | Front Loading Gimbal Ring - L1731 L1731MB | FRONT LOADING GIMBAL RING, MATTE BLACK, PAR30 | 662400687696 | 0.01 | 6 | 252 | | | | | • |
|  | Gimbal Ring - L1738 L1738MBX L1738PX | GIMBAL RING, MATTE BLACK, PAR38 GIMBAL RING, WHITE, PAR38 | 662400144151 662400144175 | 1.11 1.12 | 6 6 | 480 480 | • | • | • | • | • |
|  | Front Loading Gimbal Ring - L1739 L1739PX | FRONT LOADING GIMBAL RING, WHITE, PAR38 | 662400318774 | 1.575 | 4 | 256 | | | | • | • |
|  | Low Voltage Gimbal Ring - L2716 L2716MB L2716P | LOW VOLTAGE GIMBAL RING, MATTE BLACK, MR16 LOW VOLTAGE GIMBAL RING, WHITE, MR16 | 662400145325 662400145332 | 0.343 0.337 | 48 48 | 1152 1440 | • | • | • | • | • |
|  | Low Voltage Gimbal Ring - L2717 L2717MBX L2717PX | LOW VOLTAGE GIMBAL RING, ELECTRONIC TRANSFORMER, MATTE BLACK, MR16 LOW VOLTAGE GIMBAL RING, ELECTRONIC TRANSFORMER, WHITE, MR16 | 662400145394 662400145417 | 0.768 0.738 | 48 12 | 1152 960 | • | • | • | • | • |
| Micro Style | | | | | | | | | | | |
|  | Low Voltage Lampholder - L2701 L2701P | LOW VOLTAGE LAMPHOLDER, PERFORATED SHADE, WHITE, MR16 | 662400615552 | 0.6 | 48 | 576 | • | • | • | • | |
|  | Low Voltage Lampholder - L2702 L2702MB | LOW VOLTAGE LAMPHOLDER, PERFORATED SHADE, ELECTRONIC TRANSFORMER, MATTE BLACK, MR16 | 662400615583 | 1.042 | 6 | 384 | • | • | • | • | |
|  | Low Voltage Micro Style - L2770 L2770MBX | LOW VOLTAGE MICRO STYLE, ELECTRONIC TRANSFORMER, MATTE BLACK, MR16 | 662400145738 | 0.918 | 6 | 192 | | | | • | • |










★ Indicates ARRA Eligible Product Ⓢ Indicates EISA Compliant Pulse Start Products  Indicates MarketPro Product

Please reference the Cooper Lighting Stock Guide Terms and Conditions page. Pictures are a representation of product categories and may not illustrate the exact skus listed. Product information is subject to change without notice. Consult factory representative for additional information and inventory details. Visit www.cooperlighting.com for more product information.

| CATALOG NUMBER | DESCRIPTION | UPC CODE | WEIGHT | CASE QTY | PALLET QTY | IL | CA | NJ | TX | GA |
|--|---|--------------|--------|----------|------------|----|----|----|----|----|
| Studio | | | | | | | | | | |
|  | Studio Lampholder - L1820 | | | | | | | | | |
| L1820MB | STUDIO LAMPHOLDER, MATTE BLACK, PAR20 | 662400663720 | 1.064 | 6 | 288 | | | | • | ★ |
| L1820P | STUDIO LAMPHOLDER, WHITE, PAR20 | 662400663713 | 0.995 | 6 | 720 | | | | • | ★ |
|  | Studio Lampholder - L1830 | | | | | | | | | |
| L1830MB | STUDIO LAMPHOLDER, MATTE BLACK, PAR30 | 662400663768 | 1.562 | 6 | 240 | | | • | • | ★ |
| L1830P | STUDIO LAMPHOLDER, WHITE, PAR30 | 662400663744 | 1.63 | 6 | 240 | | • | • | • | ★ |
|  | Studio Lampholder - L1838 | | | | | | | | | |
| L1838MB | STUDIO LAMPHOLDER, MATTE BLACK, PAR38 | 662400663799 | 1.379 | 6 | 144 | | | | • | ★ |
| Studio Classic | | | | | | | | | | |
|  | Studio Classic Lampholder - L1807 | | | | | | | | | |
| L1807PAL | STUDIO CLASSIC LAMPHOLDER, POLISHED ALUMINUM, PAR30 | 662400660446 | 1.686 | 12 | 192 | | | | | • |
|  | Studio Classic Lampholder - L1808 | | | | | | | | | |
| L1808MB | STUDIO CLASSIC LAMPHOLDER, MATTE BLACK, PAR38 | 662400660453 | 3.6 | 6 | 48 | | • | | | • |
| Power - Trac Systems | | | | | | | | | | |
| Single Circuit | | | | | | | | | | |
|  | Single Circuit | | | | | | | | | |
| L650MB | SINGLE CIRCUIT TRAC, 2FT - MATTE BLACK | 662400137597 | 0.7 | 6 | 1980 | | • | • | • | • |
| L650P | SINGLE CIRCUIT TRAC, 2FT, WHITE | 662400137603 | 1.05 | 6 | 1920 | • | • | • | • | • |
| L651MB | SINGLE CIRCUIT TRAC, 4FT, MATTE BLACK | 662400137672 | 2.086 | 1 | 360 | • | • | • | • | • |
| L651P | SINGLE CIRCUIT TRAC, 4FT, WHITE | 662400137689 | 1.7 | 1 | 300 | • | • | • | • | • |
| L652MB | SINGLE CIRCUIT TRAC, 8FT, MATTE BLACK | 662400137764 | 3.8 | 1 | 550 | • | • | • | • | • |
| L652P | SINGLE CIRCUIT TRAC, 8FT, WHITE | 662400137771 | 4.4 | 1 | 432 | • | • | • | • | • |
| L653MB | SINGLE CIRCUIT TRAC, 12FT, MATTE BLACK | 662400137818 | 6 | 1 | 300 | • | • | • | • | • |
| L653P | SINGLE CIRCUIT TRAC, 12FT, WHITE | 662400137825 | 5.75 | 1 | 300 | • | • | • | • | • |
|  | Dead End | | | | | | | | | |
| DE60050A-1-PK | DEAD END, SINGLE CIRCUIT, WHITE | 623961478505 | 0.052 | 10 | 360 | | | | • | ★ |
|  | Live End Connector | | | | | | | | | |
| L901MB | LIVE END CONNECTOR, SINGLE CIRCUIT, MATTE BLACK | 662400140825 | 0.208 | 12 | 2160 | • | • | • | • | • |
| L901P | LIVE END CONNECTOR, SINGLE CIRCUIT, WHITE | 662400140832 | 0.204 | 12 | 2160 | • | • | • | • | • |
|  | Flex Connector | | | | | | | | | |
| L902MB | FLEX CONNECTOR, SINGLE CIRCUIT, MATTE BLACK | 662400140863 | 0.575 | 6 | 1512 | | | | • | • |
| L902P | FLEX CONNECTOR, SINGLE CIRCUIT, WHITE | 662400140870 | 0.577 | 12 | 4800 | • | • | • | • | • |











★ Indicates ARRA Eligible Product Ⓢ Indicates EISA Compliant Pulse Start Products  Indicates MarketPro Product

Please reference the Cooper Lighting Stock Guide Terms and Conditions page. Pictures are a representation of product categories and may not illustrate the exact skus listed. Product information is subject to change without notice. Consult factory representative for additional information and inventory details. Visit www.cooperlighting.com for more product information.

| CATALOG NUMBER | DESCRIPTION | UPC CODE | WEIGHT | CASE | | PALLET | | | | |
|---|--|--------------|--------|------|------|--------|----|----|----|----|
| | | | | QTY | QTY | IL | CA | NJ | TX | GA |
| Straight Connector | | | | | | | | | | |
|  L903MB | STRAIGHT CONNECTOR, SINGLE CIRCUIT, MATTE BLACK | 662400140894 | 0.378 | 12 | 1440 | • | • | • | • | ★ |
| L903P | STRAIGHT CONNECTOR, SINGLE CIRCUIT, WHITE | 662400140900 | 0.344 | 12 | 1440 | • | • | • | • | ★ |
| L Connector | | | | | | | | | | |
|  L904MB | L CONNECTOR, SINGLE CIRCUIT, MATTE BLACK | 662400140924 | 3.403 | 6 | 756 | • | • | • | • | ★ |
| L904P | L CONNECTOR, SINGLE CIRCUIT, WHITE | 662400140931 | 0.377 | 6 | 648 | • | • | • | • | ★ |
| T Connector | | | | | | | | | | |
|  L905MB | T CONNECTOR, SINGLE CIRCUIT, MATTE BLACK | 662400140948 | 0.6 | 12 | 864 | • | • | • | • | ★ |
| L905P | T CONNECTOR, SINGLE CIRCUIT, WHITE | 662400140955 | 0.748 | 12 | 540 | • | • | • | • | ★ |
| X Connector | | | | | | | | | | |
|  L906P | X CONNECTOR, SINGLE CIRCUIT, WHITE | 662400140979 | 0.6 | 6 | 360 | • | • | • | • | ★ |
| Outlet Box | | | | | | | | | | |
|  L907MB | OUTLET BOX FOR T-BAR CEILING, MATTE BLACK | 662400140986 | 0.58 | 1 | 896 | • | • | • | • | ★ |
| L907P | OUTLET BOX FOR T-BAR CEILING, WHITE | 662400140993 | 0.563 | 1 | 896 | • | • | • | • | ★ |
| Mini Joiner | | | | | | | | | | |
|  L908MB | MINI JOINER, SINGLE CIRCUIT, MATTE BLACK | 662400141037 | 0.126 | 12 | 4704 | • | • | • | • | ★ |
| L908P | MINI JOINER, SINGLE CIRCUIT, WHITE | 662400141044 | 0.126 | 12 | 2520 | • | • | • | • | ★ |
| Floating Canopy & Connector | | | | | | | | | | |
|  L909MB | FLOATING CANOPY & CONNECTOR, SINGLE CIRCUIT, MATTE BLACK | 662400141068 | 0.718 | 12 | 720 | • | • | • | • | ★ |
| L909P | FLOATING CANOPY & CONNECTOR, SINGLE CIRCUIT, WHITE | 662400141075 | 0.659 | 12 | 720 | • | • | • | • | ★ |
| Conduit Continuation Kit | | | | | | | | | | |
|  L979MB | CONDUIT CONTINUATION KIT, SINGLE CIRCUIT, MATTE BLACK | 662400142218 | 0.722 | 6 | 1920 | • | • | • | • | ★ |
| L979P | CONDUIT CONTINUATION KIT, SINGLE CIRCUIT, WHITE | 662400142225 | 0.71 | 6 | 1920 | • | • | • | • | ★ |
| Live End Conduit Adapter | | | | | | | | | | |
|  L980MB | LIVE END CONDUIT ADAPTER, SINGLE CIRCUIT, MATTE BLACK | 662400142249 | 0.375 | 12 | 1296 | • | • | • | • | ★ |
| L980P | LIVE END CONDUIT ADAPTER, SINGLE CIRCUIT, WHITE | 662400142256 | 0.334 | 12 | 2304 | • | • | • | • | ★ |

★ Indicates ARRA Eligible Product ⓘ Indicates EISA Compliant Pulse Start Products  Indicates MarketPro Product









Please reference the Cooper Lighting Stock Guide Terms and Conditions page. Pictures are a representation of product categories and may not illustrate the exact skus listed. Product information is subject to change without notice. Consult factory representative for additional information and inventory details. Visit www.cooperlighting.com for more product information.

| CATALOG NUMBER | DESCRIPTION | UPC CODE | WEIGHT | CASE QTY | PALLET QTY | IL | CA | NJ | TX | GA |
|--|---|--------------|--------|----------|------------|----|----|----|----|----|
| Two Circuit | | | | | | | | | | |
|  | Two Circuit | | | | | | | | | |
| L641MB | TWO CIRCUIT TRAC, 4FT - MATTE BLACK | 662401137497 | 1.985 | 1 | 800 | | • | | | ★ |
| L641P | TWO CIRCUIT TRAC, 4FT, WHITE | 662401137503 | 1.985 | 1 | 800 | | • | | | ★ |
| L642MB | TWO CIRCUIT TRAC, 8FT, MATTE BLACK | 662400137511 | 3.94 | 1 | 576 | • | • | • | • | ★ |
| L642P | TWO CIRCUIT TRAC, 8FT, WHITE | 662401167241 | 4 | 1 | 576 | | • | • | • | ★ |
| L643MB | TWO CIRCUIT TRAC, 12FT, MATTE BLACK | 662400137535 | 6.4 | 1 | 224 | • | • | • | • | ★ |
| L643P | TWO CIRCUIT TRAC, 12FT, WHITE | 662400137542 | 6.4 | 1 | 324 | | • | • | • | ★ |
|  | Live End | | | | | | | | | |
| L941MB | LIVE END CONNECTOR, TWO CIRCUIT, MATTE BLACK | 662400141587 | 0.265 | 6 | 3456 | • | • | • | • | ★ |
| L941P | LIVE END CONNECTOR, TWO CIRCUIT, WHITE | 662400141594 | 0.257 | 6 | 6912 | • | • | • | • | ★ |
|  | Straight / L Connector | | | | | | | | | |
| L943MB | STRAIGHT/L CONNECTOR, TWO CIRCUIT, MATTE BLACK | 662400141624 | 0.629 | 6 | 288 | | | | • | ★ |
| L943P | STRAIGHT/L CONNECTOR, TWO CIRCUIT, WHITE | 662400141631 | 0.7 | 6 | 576 | • | • | | • | ★ |
|  | Mini Joiner | | | | | | | | | |
| L949MB | MINI JOINER, TWO CIRCUIT, MATTE BLACK | 662400141761 | 0.139 | 6 | 2268 | • | • | • | • | ★ |
| L949P | MINI JOINER, TWO CIRCUIT, WHITE | 662400141778 | 0.17 | 30 | 6480 | • | • | • | • | ★ |
|  | Left T Connector | | | | | | | | | |
| L945LMB | LEFT T CONNECTOR, TWO CIRCUIT, MATTE BLACK | 662400141648 | 0.71 | 6 | 1176 | | | | • | ★ |
|  | Right T Connector | | | | | | | | | |
| L945RMB | RIGHT T CONNECTOR, TWO CIRCUIT, MATTE BLACK | 662400141662 | 0.71 | 6 | 1176 | | | | • | ★ |
|  | Flex Joiner | | | | | | | | | |
| L942MB | FLEX JOINER, TWO CIRCUIT, MATTE BLACK | 662400141600 | 0.6 | 6 | 1920 | | | | • | ★ |
| L942P | FLEX JOINER, TWO CIRCUIT, WHITE | 662400141617 | 0.6 | 6 | 2592 | | | | • | ★ |
|  | Conduit Connector | | | | | | | | | |
| L947MB | CONDUIT CONNECTOR, TWO CIRCUIT, MATTE BLACK | 662400141709 | 0.404 | 1 | 378 | | | | • | ★ |
| L947P | CONDUIT CONNECTOR, TWO CIRCUIT, WHITE | 662400141716 | 0.473 | 6 | 756 | | | | • | ★ |
|  | Conduit Continuation Kit | | | | | | | | | |
| L989MB | CONDUIT CONTINUATION KIT, TWO CIRCUIT, MATTE BLACK | 662400142331 | 0.6 | 6 | 960 | | | | • | ★ |
|  | Floating Canopy & Connector | | | | | | | | | |
| L929MB | FLOATING CANOPY & CONNECTOR, TWO CIRCUIT, MATTE BLACK | 662400163053 | 0.6 | 12 | 1008 | | | | • | ★ |
| L929P | FLOATING CANOPY & CONNECTOR, TWO CIRCUIT, WHITE | 662400163046 | 0.721 | 12 | 1008 | | | | • | ★ |

Lampholder and Power - Trac Accessories







★ Indicates ARRA Eligible Product Ⓢ Indicates EISA Compliant Pulse Start Products  Indicates MarketPro Product

Please reference the Cooper Lighting Stock Guide Terms and Conditions page. Pictures are a representation of product categories and may not illustrate the exact skus listed. Product information is subject to change without notice. Consult factory representative for additional information and inventory details. Visit www.cooperlighting.com for more product information.



| CATALOG NUMBER | DESCRIPTION | UPC CODE | WEIGHT | CASE QTY | PALLET QTY | IL | CA | NJ | TX | GA | |
|--|-----------------------------|--|--------------|----------|------------|-------|----|----|----|----|---|
| Lens | | | | | | | | | | | |
| QS-L450 | SOLITE DIFFUSED LENS 3 3/4" | 080083535903 | 0.21 | 1 | 480 | | | | | • | ★ |
| Lens - L110N, L111, L113 & L115 | | | | | | | | | | | |
|  | L110N | DIFFUSE SAND BLASTED LENS, 2" | 662400136774 | 0.076 | 1 | 21000 | | | | • | ★ |
| | L111 | SOFT FOCUS LENS, 2" | 662400627517 | 0.08 | 42 | 10080 | • | • | • | • | ★ |
| | L113 | PRISMATIC LENS, 2" | 662400136804 | 0.061 | 50 | 6000 | | • | | • | ★ |
| | L115 | LINEAR SPREAD LENS, 2" | 662400136811 | 0.052 | 50 | 8000 | • | • | | • | ★ |
| Low Voltage Canopy Adapter | | | | | | | | | | | |
|  | L1973MB | LOW VOLTAGE CANOPY ADAPTER, MATTE BLACK | 662400145042 | 0.328 | 12 | 1152 | • | • | | • | ★ |
| | L1973P | LOW VOLTAGE CANOPY ADAPTER, WHITE | 662400145059 | 0.375 | 12 | 720 | | • | | • | ★ |
| Media Holder | | | | | | | | | | | |
|  | L252MB | MEDIA HOLDER, PAR30, L1830, MATTE BLACK | 662400301400 | 0.497 | 6 | 378 | | | • | • | ★ |
| Cube Cell Louver - L274 | | | | | | | | | | | |
|  | L274MB | CUBE CELL LOUVER, 3 3/4" | 662400301424 | 0.19 | 6 | 2430 | | | • | • | ★ |
| Cube Cell Louver - L275 | | | | | | | | | | | |
|  | L275MB | CUBE CELL LOUVER, MATTE BLACK | 662400137108 | 0.145 | 6 | 3360 | | | | • | ★ |
| 48" Steel Stem | | | | | | | | | | | |
| | L48MB | 48" STEEL STEM, MATTE BLACK | 662400136750 | 1.15 | 6 | 396 | • | | | • | ★ |
| | L48P | 48" STEEL STEM, WHITE | 662400136767 | 1.07 | 6 | 396 | | | | • | ★ |
| Outlet Box | | | | | | | | | | | |
|  | L900MB | OUTLET BOX COVER, MATTE BLACK | 662400140771 | 0.405 | 12 | 2352 | • | • | • | • | ★ |
| | L900P | OUTLET BOX COVER, WHITE | 662400140788 | 0.414 | 12 | 3528 | • | • | • | • | ★ |
| 18" Extension Wand | | | | | | | | | | | |
|  | L918PX | 18" EXTENSION WAND, WHITE | 662400141334 | 0.545 | 6 | 1344 | • | | • | • | ★ |
| 48" Extension Wand | | | | | | | | | | | |
| | L948MBX | 48" EXTENSION WAND, MATTE BLACK | 662400141730 | 1.07 | 6 | 594 | | | | • | ★ |
| Cord & Plug Connector | | | | | | | | | | | |
|  | L950P | CORD & PLUG CONNECTOR, SINGLE CIRCUIT, WHITE | 662400141808 | 1.167 | 12 | 432 | • | | | • | ★ |

★ Indicates ARRA Eligible Product Ⓜ Indicates EISA Compliant Pulse Start Products  Indicates MarketPro Product


Please reference the Cooper Lighting Stock Guide Terms and Conditions page. Pictures are a representation of product categories and may not illustrate the exact skus listed. Product information is subject to change without notice. Consult factory representative for additional information and inventory details. Visit www.cooperlighting.com for more product information.

| CATALOG NUMBER | DESCRIPTION | UPC CODE | WEIGHT | CASE QTY | PALLET QTY | IL CA NJ TX GA | | | | | |
|--|---|--------------|--------|----------|------------|----------------|----|----|----|----|---|
| | | | | | | IL | CA | NJ | TX | GA | |
| Wireway Cover for Pendant Assembly Kit | | | | | | | | | | | |
|  L951MB | WIREWAY COVER FOR PENDANT ASSEMBLY KIT, MATTE BLACK | 662400141815 | 0.155 | 1 | 1875 | • | | | • | • | ★ |
| L951P | WIREWAY COVER FOR PENDANT ASSEMBLY KIT, WHITE | 662400141822 | 0.14 | 1 | 1875 | | | | | • | ★ |
| Showroom Fixture Adapter | | | | | | | | | | | |
|  L956P | SHOWROOM FIXTURE ADAPTER, WHITE | 662400141884 | 0.6 | 12 | 864 | | | | • | • | ★ |
| Canopy Adapter | | | | | | | | | | | |
|  L973MBN | CANOPY ADAPTER, MATTE BLACK | 662400142126 | 0.29 | 12 | 2592 | • | • | | • | • | ★ |
| L973PN | CANOPY ADAPTER, WHITE | 662400142133 | 0.34 | 12 | 2592 | • | • | • | • | • | ★ |
| T-Bar Attachment Clip - L983N | | | | | | | | | | | |
|  L983N | T-BAR ATTACHMENT CLIP | 662400142300 | 0.047 | 6 | 4752 | • | • | • | • | • | ★ |
| Pendant Kit Assembly - L992 | | | | | | | | | | | |
|  L992MB | PENDANT KIT ASSEMBLY, MATTE BLACK | 662400142355 | 1.338 | 6 | 252 | • | • | • | • | • | ★ |
| L992P | PENDANT KIT ASSEMBLY, WHITE | 662400142362 | 1.274 | 6 | 432 | • | • | • | • | • | ★ |
| Pendant Adapter | | | | | | | | | | | |
|  L994MB | PENDANT ADAPTER, 45 DEGREE, MATTE BLACK | 662400142393 | 0.756 | 1 | 324 | | | | | • | ★ |
| L994P | PENDANT ADAPTER, 45 DEGREE, WHITE | 662400142409 | 0.726 | 1 | 324 | | | | | • | ★ |

Power -Trac Transformers

| | | | | | | | | | | | |
|---|---|--------------|-------|----|------|---|---|---|---|---|--|
| Low Voltage Power-Trac Transformer - L2001 | | | | | | | | | | | |
|  L2001MBX | LOW VOLTAGE POWER-TRAC TRANSFORMER, MATTE BLACK | 662400602996 | 0.415 | 6 | 2520 | | • | • | • | • | |
| L2001PX | LOW VOLTAGE POWER-TRAC TRANSFORMER, WHITE | 662400602989 | 0.443 | 60 | 3360 | • | • | • | • | • | |
| Low Voltage Power-Trac Transformer - L2004 | | | | | | | | | | | |
|  L2004MB | LOW VOLTAGE LINEA TRANSFORMER, MATTE BLACK | 662400618508 | 0.4 | 6 | 1200 | | | | | • | |
| L2004P | LOW VOLTAGE LINEA TRANSFORMER, WHITE | 662400618492 | 0.356 | 60 | 1200 | • | • | | | • | |










Current Limiters

| | | | | | | | | | | | |
|--|---|--------------|------|----|------|--|--|--|--|---|---|
| Circuit Breakers | | | | | | | | | | | |
| CB120P | CIRCUIT BREAKER 1 AMP 120W WHITE | 080083508747 | 0.04 | 25 | 1200 | | | | | • | ★ |
| CB600MB | CIRCUIT BREAKER 5 AMP 600W BLACK | 080083508754 | 0.04 | 25 | 2160 | | | | | • | ★ |
| CB600P | CIRCUIT BREAKER 5 AMP 600W WHITE | 080083508792 | 0.04 | 25 | 1200 | | | | | • | ★ |
| CB1200P | CIRCUIT BREAKER 10 AMP 1200W WHITE | 080083508860 | 0.04 | 50 | 1000 | | | | | • | ★ |
| CB120MB | CIRCUIT BREAKER 1 AMP 120W BLACK | 080083508761 | 0.4 | 25 | 1200 | | | | | • | ★ |
| Single Circuit | | | | | | | | | | | |
|  LC901MB | SINGLE CIRCUIT END FEED CONNECTOR AND HOUSING BLACK | 623961052453 | 0.9 | 24 | 768 | | | | | • | ★ |
| LC901P | SINGLE CIRCUIT END FEED CONNECTOR AND HOUSING WHITE | 623961052477 | 0.9 | 24 | 768 | | | | | • | ★ |

Lazer Lampholders and Systems









★ Indicates ARRA Eligible Product Ⓢ Indicates EISA Compliant Pulse Start Products  Indicates MarketPro Product

Please reference the Cooper Lighting Stock Guide Terms and Conditions page. Pictures are a representation of product categories and may not illustrate the exact skus listed. Product information is subject to change without notice. Consult factory representative for additional information and inventory details. Visit www.cooperlighting.com for more product information.

| CATALOG NUMBER | DESCRIPTION | UPC CODE | WEIGHT | CASE QTY | PALLET QTY | IL | CA | NJ | TX | GA |
|--|---|--|--------------|----------|------------|-----|----|----|----|----|
| Roundback | | | | | | | | | | |
|  | Round Back Cylinder LZR311PL | LAZER ROUND BACK CYLINDER, WHITE, 120V MR16 INCLUDED | 662400689409 | 0.705 | 6 | 990 | • | • | • | • |
|  | Low Voltage Roundback Cylinder LZR405P | LAZER LOW VOLTAGE ROUND BACK CYLINDER, ELECTRONIC TRANSFORMER, WHITE, MR16 | 662400687566 | 0.91 | 6 | 432 | • | • | • | • |
| Gimbal Ring | | | | | | | | | | |
|  | Front Loading Gimbal - LZR1320 LZR1320MB | LAZER FRONT LOADING GIMBAL, MATTE BLACK, PAR20 | 662400663669 | 0.838 | 6 | 600 | • | • | • | • |
| | LZR1320P | LAZER FRONT LOADING GIMBAL, WHITE, PAR20 | 662400663652 | 0.833 | 6 | 540 | • | • | • | • |
|  | Front Loading Gimbal - LZR1330 LZR1330MB | LAZER FRONT LOADING GIMBAL, MATTE BLACK, PAR30 | 662400663683 | 1.031 | 6 | 360 | • | • | • | • |
| | LZR1330P | LAZER FRONT LOADING GIMBAL, WHITE, PAR30 | 662400663676 | 1.054 | 6 | 360 | • | • | • | • |
|  | Front Loading Gimbal - LZR1338 LZR1338MB | LAZER FRONT LOADING GIMBAL, MATTE BLACK, PAR38 | 662400663706 | 0.813 | 6 | 96 | • | • | • | • |
| | LZR1338P | LAZER FRONT LOADING GIMBAL, WHITE, PAR38 | 662400663690 | 1.56 | 6 | 240 | • | • | • | • |
|  | Gimbal Ring - LZR316 LZR316MBL | LAZER GIMBAL RING, MATTE BLACK, 120V MR16 LAMP INCLUDED | 662400689454 | 0.586 | 6 | 720 | • | • | • | • |
| | LZR316PL | LAZER GIMBAL RING, WHITE, 120V MR16 LAMP INCLUDED | 662400689447 | 0.575 | 6 | 900 | • | • | • | • |
|  | Small Gimbal Ring - LZR330 LZR330MB | LAZER SMALL GIMBAL RING, MATTE BLACK, PAR30 | 662400613305 | 1.016 | 6 | 528 | • | • | • | • |
| | LZR330P | LAZER SMALL GIMBAL RING, WHITE, PAR30 | 662400613299 | 0.974 | 6 | 384 | • | • | • | • |
|  | Gimbal Ring - LZR338 LZR338MB | LAZER GIMBAL RING, MATTE BLACK, PAR38 | 662400613329 | 0.882 | 6 | 480 | • | • | • | • |
| | LZR338P | LAZER GIMBAL RING, WHITE, PAR38 | 662400613312 | 0.758 | 6 | 360 | • | • | • | • |
|  | Low Voltage Gimbal Ring - LZR401 LZR401MB | LAZER LOW VOLTAGE GIMBAL RING, ELECTRONIC TRANSFORMER, MATTE BLACK, MR16 | 662400614005 | 0.579 | 12 | 960 | • | • | • | • |
| | LZR401P | LAZER LOW VOLTAGE GIMBAL RING, ELECTRONIC TRANSFORMER, WHITE, MR16 | 662400613992 | 0.662 | 12 | 960 | • | • | • | • |










★ Indicates ARRA Eligible Product Ⓢ Indicates EISA Compliant Pulse Start Products  Indicates MarketPro Product

Please reference the Cooper Lighting Stock Guide Terms and Conditions page. Pictures are a representation of product categories and may not illustrate the exact skus listed. Product information is subject to change without notice. Consult factory representative for additional information and inventory details. Visit www.cooperlighting.com for more product information.

| CATALOG NUMBER | DESCRIPTION | UPC CODE | WEIGHT | CASE | | PALLET | | | | |
|--|--|--------------|--------|------|-----|--------|----|----|----|----|
| | | | | QTY | QTY | IL | CA | NJ | TX | GA |
| Cylinder | | | | | | | | | | |
|  | Small Roundback Cylinder | | | | | | | | | |
| LZR301MB | LAZER SMALL ROUND BACK CYLINDER, BLACK BAFFLE, MATTE BLACK, R20, PAR20, A19 | 662400612643 | 0.958 | 12 | 432 | | | • | | • |
| LZR301P | LAZER SMALL ROUND BACK CYLINDER, BLACK BAFFLE, WHITE, R20, PAR20, A19 | 662400612636 | 1.03 | 12 | 432 | | • | | | • |
|  | Roundback Cylinder | | | | | | | | | |
| LZR302MB | LAZER ROUND BACK CYLINDER, BLACK BAFFLE, MATTE BLACK, BR30, R30, PAR30, BR25 | 662400612681 | 1.295 | 12 | 288 | • | • | | | • |
| LZR302P | LAZER ROUND BACK CYLINDER, BLACK BAFFLE, WHITE, BR30, R30, PAR30, BR25 | 662400612674 | 1.331 | 10 | 360 | • | • | • | | • |
| LZR302P/W | LAZER ROUND BACK CYLINDER, WHITE BAFFLE, WHITE, BR30, R30, PAR30, BR25 | 662400612704 | 1.121 | 12 | 360 | • | | | | • |
|  | Large Roundback Cylinder | | | | | | | | | |
| LZR303MB | LAZER LARGE ROUND BACK CYLINDER, BLACK BAFFLE, BLACK, PAR38, R40 | 662400612551 | 1.628 | 6 | 144 | | | | | • |
| LZR303P | LAZER LARGE ROUND BACK CYLINDER, BLACK BAFFLE, WHITE, PAR38, R40 | 662400612544 | 1.7 | 6 | 192 | | • | | | • |
|  | Small Step Cylinder | | | | | | | | | |
| LZR304MB | LAZER SMALL STEP CYLINDER, BLACK BAFFLE, MATTE BLACK, R20, PAR20, A19 | 662400612728 | 0.981 | 12 | 216 | | • | | | • |
| LZR304P | LAZER SMALL STEP CYLINDER, BLACK BAFFLE, WHITE, R20, PAR20, A19 | 662400612711 | 0.745 | 12 | 432 | • | • | • | | • |
|  | Step Cylinder | | | | | | | | | |
| LZR305MB | LAZER STEP CYLINDER, BLACK BAFFLE, MATTE BLACK, BR30, R30, PAR30, BR25 | 662400612773 | 1.213 | 12 | 360 | • | • | • | | • |
| LZR305P | LAZER STEP CYLINDER, BLACK BAFFLE, WHITE, BR30, R30, PAR30, BR25 | 662400612759 | 1.144 | 12 | 288 | • | • | • | | • |
| LZR305P/W | LAZER STEP CYLINDER, WHITE BAFFLE, WHITE, BR30, R30, PAR30, BR25 | 662400612797 | 1.2 | 12 | 288 | • | | | | • |
|  | Large Step Cylinder | | | | | | | | | |
| LZR306MB | LAZER LARGE STEP CYLINDER, BLACK BAFFLE, MATTE BLACK, R40, PAR38 | 662400612575 | 1.231 | 6 | 192 | | | | | • |
|  | Flatback Cylinder - LZR307 | | | | | | | | | |
| LZR307MB | LAZER FLATBACK CYLINDER, BLACK BAFFLE, MATTE BLACK, R20, PAR20, A19 | 662400612810 | 1.14 | 12 | 432 | | | | | • |
| LZR307P | LAZER FLATBACK CYLINDER, BLACK BAFFLE, WHITE, R20, PAR20, A19 | 662400612803 | 1.14 | 12 | 432 | | | | | • |
|  | Flatback Cylinder - LZR308 | | | | | | | | | |
| LZR308MB | LAZER FLATBACK CYLINDER, BLACK BAFFLE, MATTE BLACK, BR30, R30, PAR30, BR25 | 662400612599 | 1.078 | 12 | 360 | • | | | | • |
| LZR308P | LAZER FLATBACK CYLINDER, BLACK BAFFLE, WHITE, BR30, R30, PAR30, BR25 | 662400612582 | 1.333 | 12 | 360 | | • | | | • |











★ Indicates ARRA Eligible Product Ⓢ Indicates EISA Compliant Pulse Start Products  Indicates MarketPro Product

Please reference the Cooper Lighting Stock Guide Terms and Conditions page. Pictures are a representation of product categories and may not illustrate the exact skus listed. Product information is subject to change without notice. Consult factory representative for additional information and inventory details. Visit www.cooperlighting.com for more product information.

| CATALOG NUMBER | DESCRIPTION | UPC CODE | WEIGHT | CASE QTY | PALLET QTY | IL | CA | NJ | TX | GA | |
|--|---|--|--------------|----------|------------|------|----|----|----|----|---|
| Glass and Perforated Bell & Contemporary Gimbal | | | | | | | | | | | |
|  | Perforated Bell | | | | | | | | | | |
| | LZR402MB | LAZER LOW VOLTAGE PERFORATED BELL, ELECTRONIC TRANSFORMER, MATTE BLACK, MR16 | 662400616559 | 0.926 | 12 | 216 | • | | | | • |
| | LZR402P | LAZER LOW VOLTAGE PERFORATED BELL, ELECTRONIC TRANSFORMER, WHITE, MR16 | 662400616542 | 1.02 | 12 | 288 | • | | • | • | • |
|  | Glass Bell | | | | | | | | | | |
| | LZR403MB | LAZER LOW VOLTAGE GLASS BELL, ELECTRONIC TRANSFORMER, MATTE BLACK, MR16 | 662400616573 | 1.106 | 12 | 432 | | | | | • |
| | LZR403P | LAZER LOW VOLTAGE GLASS BELL, ELECTRONIC TRANSFORMER, WHITE, MR16 | 662400616566 | 1.136 | 12 | 432 | • | • | • | • | • |
|  | Contemporary Gimbal | | | | | | | | | | |
| | LZR404MB | LAZER LOW VOLTAGE CONTEMPORARY GIMBAL, ELECTRONIC TRANSFORMER, MATTE BLACK, MR16 | 662400616597 | 0.6 | 12 | 720 | | | | | • |
| | LZR404P | LAZER LOW VOLTAGE CONTEMPORARY GIMBAL, ELECTRONIC TRANSFORMER, WHITE, MR16 | 662400616580 | 0.722 | 12 | 720 | • | • | • | • | • |
| Step Cylinder | | | | | | | | | | | |
|  | Low Voltage Step Cylinder | | | | | | | | | | |
| | LZR406MB | LAZER LOW VOLTAGE STEP CYLINDER, ELECTRONIC TRANSFORMER, MATTE BLACK, MR16 | 662400687597 | 0.942 | 6 | 600 | | • | | | • |
| | LZR406P | LAZER LOW VOLTAGE STEP CYLINDER, ELECTRONIC TRANSFORMER, WHITE, MR16 | 662400687580 | 0.91 | 6 | 432 | | • | | • | |
| Lazer Track System | | | | | | | | | | | |
|  | Single Circuit | | | | | | | | | | |
| | LZR102MB | LAZER SINGLE CIRCUIT TRACK, 2FT, MATTE BLACK | 662400617464 | 0.874 | 6 | 864 | • | | | • | • |
| | LZR102P | LAZER SINGLE CIRCUIT TRACK, 2FT, WHITE | 662400617396 | 0.7 | 12 | 2352 | • | • | | | • |
| | LZR104MB | LAZER SINGLE CIRCUIT TRACK, 4FT, MATTE BLACK | 662400617426 | 1.659 | 12 | 1632 | • | • | • | • | • |
| | LZR104P | LAZER SINGLE CIRCUIT TRACK, 4FT, WHITE | 662400617419 | 1.5 | 12 | 1248 | • | • | • | • | • |
| | LZR106MB | LAZER SINGLE CIRCUIT TRACK, 6FT, MATTE BLACK | 662400617440 | 2.55 | 12 | 1152 | • | • | • | | • |
| | LZR106P | LAZER SINGLE CIRCUIT TRACK, 6FT, WHITE | 662400617433 | 2.4 | 12 | 960 | • | • | • | • | • |
| | LZR108MB | LAZER SINGLE CIRCUIT TRACK, 8FT, MATTE BLACK | 662400617402 | 3.2 | 12 | 672 | | • | • | • | • |
| | LZR108P | LAZER SINGLE CIRCUIT TRACK, 8FT, WHITE | 662400617457 | 1.7 | 12 | 504 | • | • | • | • | • |
|  | T-Bar Clip | | | | | | | | | | |
| | LZR207 | LAZER T-BAR CLIP | 662400617129 | 0.146 | 96 | 3072 | • | | | | • |
|  | Monopoint Feed | | | | | | | | | | |
| | LZR209MB | LAZER MONOPOINT FEED, MATTE BLACK | 662400617150 | 0.438 | 12 | 1440 | • | • | • | | • |
| | LZR209P | LAZER MONOPOINT FEED, WHITE | 662400617167 | 0.373 | 48 | 2304 | • | • | • | • | |
|  | Monopoint Feed Low Voltage | | | | | | | | | | |
| | LZR210MB | LAZER MONOPOINT FEED, LOW VOLTAGE, MATTE BLACK | 662400617174 | 0.363 | 12 | 1296 | | • | | | • |
| | LZR210P | LAZER MONOPOINT FEED, LOW VOLTAGE, WHITE | 662400617181 | 0.29 | 48 | 1296 | | • | | • | |
|  | Live End Feed w / Junction Box Cover | | | | | | | | | | |
| | LZR200MB | LAZER LIVE END FEED W/JUNCTION BOX COVER, MATTE BLACK | 662400616993 | 0.354 | 6 | 672 | • | | • | • | • |
| | LZR200P | LAZER LIVE END FEED W/JUNCTION BOX COVER, WHITE | 662400617006 | 0.396 | 24 | 1152 | • | • | • | • | |

★ Indicates ARRA Eligible Product Ⓜ Indicates EISA Compliant Pulse Start Products  Indicates MarketPro Product

Please reference the Cooper Lighting Stock Guide Terms and Conditions page. Pictures are a representation of product categories and may not illustrate the exact skus listed. Product information is subject to change without notice. Consult factory representative for additional information and inventory details. Visit www.cooperlighting.com for more product information.

| CATALOG NUMBER | DESCRIPTION | UPC CODE | WEIGHT | CASE QTY | PALLET QTY | IL | CA | NJ | TX | GA |
|--|--|--------------|--------|----------|------------|----|----|----|----|----|
| Live End Feed | | | | | | | | | | |
|  LZR201MB | LAZER LIVE END FEED, MATTE BLACK | 662400617013 | 0.228 | 8 | 384 | • | • | • | • | • |
| LZR201P | LAZER LIVE END FEED, WHITE | 662400617020 | 0.234 | 12 | 3456 | • | • | • | • | • |
| Floating Canopy & Connector Feed | | | | | | | | | | |
|  LZR202MB | LAZER FLOATING CANOPY AND CONNECTOR FEED, MATTE BLACK | 662400617037 | 0.4 | 24 | 648 | • | | | | • |
| LZR202P | LAZER FLOATING CANOPY AND CONNECTOR FEED, WHITE | 662400617044 | 0.538 | 24 | 1152 | • | • | • | • | • |
| Adjustable L & Straight Connector | | | | | | | | | | |
|  LZR203MB | LAZER ADJUSTABLE L AND STRAIGHT CONNECTOR, MATTE BLACK | 662400617051 | 0.486 | 4 | 384 | | | • | | • |
| LZR203P | LAZER ADJUSTABLE L AND STRAIGHT CONNECTOR, WHITE | 662400617068 | 0.395 | 48 | 2304 | • | • | • | • | • |
| Conduit Adapter Feed | | | | | | | | | | |
|  LZR204MB | LAZER CONDUIT ADAPTER FEED, MATTE BLACK | 662400617075 | 0.271 | 12 | 432 | • | • | | | • |
| LZR204P | LAZER CONDUIT ADAPTER FEED, WHITE | 662400617082 | 0.254 | 48 | 1296 | | • | | | • |
| Conduit Continuation Feed | | | | | | | | | | |
|  LZR205MB | LAZER CONDUIT CONTINUATION FEED, MATTE BLACK | 662400617099 | 0.25 | 48 | 2304 | | | | | • |
| T-Bar Canopy | | | | | | | | | | |
|  LZR206P | LAZER T-BAR CANOPY - WHITE | 662400617112 | 0.4 | 12 | 576 | | | | | • |
| Flexible Connector Feed | | | | | | | | | | |
|  LZR211P | LAZER FLEXIBLE CONNECTOR FEED, WHITE | 662400617204 | 0.4 | 12 | 2492 | | | | | • |
| Mini Connector | | | | | | | | | | |
|  LZR212MB | LAZER MINI CONNECTOR, MATTE BLACK | 662400617211 | 0.156 | 96 | 3072 | • | • | • | • | • |
| LZR212P | LAZER MINI CONNECTOR, WHITE | 662400617228 | 0.155 | 12 | 1728 | • | • | • | • | • |
| T Connector Right | | | | | | | | | | |
|  LZR213LMB | LAZER T CONNECTOR, LEFT HAND, MATTE BLACK | 662400685944 | 0.37 | 12 | 2400 | | | | | • |
| LZR213LP | LAZER T CONNECTOR, LEFT HAND, WHITE | 662400685951 | 0.4 | 12 | 2400 | | | | | • |
| T Connector Left | | | | | | | | | | |
|  LZR213RMB | LAZER T CONNECTOR, RIGHT HAND, MATTE BLACK | 662400685968 | 0.4 | 12 | 2400 | | | | | • |
| LZR213RP | LAZER T CONNECTOR FEED RIGHT, WHITE | 662400685975 | 0.37 | 48 | 2304 | | | | | • |

★ Indicates ARRA Eligible Product ⓘ Indicates EISA Compliant Pulse Start Products  Indicates MarketPro Product

Please reference the Cooper Lighting Stock Guide Terms and Conditions page. Pictures are a representation of product categories and may not illustrate the exact skus listed. Product information is subject to change without notice. Consult factory representative for additional information and inventory details. Visit www.cooperlighting.com for more product information.









CATALOG
NUMBER

DESCRIPTION

UPC CODE WEIGHT CASE QTY PALLET QTY IL CA NJ TX GA


Halo Commercial

Recessed Commercial Lighting

| CATALOG NUMBER | DESCRIPTION | UPC CODE | WEIGHT | CASE QTY | PALLET QTY | IL | CA | NJ | TX | GA |
|--|--|--------------|--------|----------|------------|----|----|----|----|----|
| 6" Housings | | | | | | | | | | |
| 6" CFL Commercial Horizontal Lamp Housing | | | | | | | | | | |
|  | PD6H142E HOUSING, 6" (1) 26W DTT, 26/32/42W TTT HORZ, 120-277V UNV | 080083611744 | 4.216 | 6 | 72 | • | • | • | • | ★ |
| | PD6H213E HOUSING, 6" (2) 13W DTT / TTT HORZ, 120V | 080083628810 | 2.678 | 6 | 108 | | | • | • | ★ |
| | PD6H226E HOUSING, 6" (2) 26W DTT HORZ, 120-277V UNV | 080083611737 | 3.622 | 6 | 108 | • | • | • | • | ★ |
| 6" CFL Commercial Horizontal Lamp Emergency Housing | | | | | | | | | | |
|  | PD6H142REM HOUSING, 6" (1) 26W DTT, 26/32/42W TTT HORZ, 120/277V EM | 080083620494 | 9.15 | 1 | 24 | • | • | • | • | ★ |
| 6" CFL Commercial Horizontal Lamp Housing, Dimming | | | | | | | | | | |
|  | PD6H1421DMARKX HOUSING, 6" (1) 26W DTT, 26/32/42W TTT HORZ., 120V DIMMING | 080083626953 | 5.5 | 6 | 108 | | | | • | ★ |
| 6" CFL Commercial Vertical Lamp Housing | | | | | | | | | | |
|  | PD6V142E HOUSING, 6" (1) 26W DTT, 26/32/42W TTT VERT, 120-277V UNV | 080083611812 | 3.091 | 6 | 72 | • | • | • | • | ★ |
| | PD6V1423E HOUSING, 6" (1) 26W DTT, 26/32/42W TTT VERT, 347V | 080083630776 | 3.95 | 6 | 108 | | | | • | ★ |
| 6" CFL Commercial Vertical Lamp Emergency Housing | | | | | | | | | | |
|  | PD6V142REM HOUSING, 6" (1) 26W DTT, 26/32/42W TTT VERT, 120/277V EM | 080083622566 | 12 | 1 | 28 | • | • | • | • | ★ |
| 6" CFL Commercial Vertical Lamp Housing Dimming | | | | | | | | | | |
|  | PD6V1421DMARKX HOUSING, 6" (1) 26W DTT, 26/32/42W TTT VERT., 120V DIMMING | 080083652792 | 4.15 | 6 | 108 | | | | • | ★ |
| | PD6V1422DMARKX HOUSING, 6" (1) 26W DTT, 26/32/42W TTT VERT., 277V DIMMING | 080083649754 | 4.716 | 6 | 72 | • | • | • | • | ★ |
| 6" LED Housings New Construction | | | | | | | | | | |
|  | PD615ED010 6" LED HSN, 1,500 LM, UNV 120-277V 50/60HZ, 10 PERCENT 0-10V & PHASE CUT DIM | 080083723843 | 4.15 | 6 | 72 | | | | • | |
| | PD620ED010 6" LED HSN, 2,000 LM, UNV 120-277V 50/60HZ, 10 PERCENT 0-10V & PHASE CUT DIM | 080083723805 | 4.2 | 6 | 72 | | | • | • | |
| | PD610ED010 6" LED HSN, 1,000 LM, UNV 120-277V 50/60HZ, 10 PERCENT 0-10V & PHASE CUT DIM | 080083723874 | 3.95 | 6 | 72 | | | | • | |
| | PD630D010 6" LED HSN, 1,000 LM, UNV 120-277V 50/60HZ, 10 PERCENT 0-10V DIM | 080083723782 | 4.15 | 6 | 108 | | | | | • |
| | PD615D010B 6" LED HSN, 1,500 LUMENS, UNV 120-277V 50/60HZ, 1% 0 - 10V DIMMING | 080083799541 | 3.95 | 6 | 72 | • | • | | • | • |
| | PD620D010B 6" LED HSN, 2,000 LUMENS, UNV 120-277V 50/60HZ, 1% 0 - 10V DIMMING | 080083799602 | 3.95 | 6 | 72 | • | • | • | • | • |
| | PD630D010B 6" LED HSN, 3,000 LUMENS, UNV 120-277V 50/60HZ, 10 PCT 0-10V DIM | 080083799664 | 3.95 | 6 | 72 | • | • | | • | • |
| 6" LED Housings Retrofit | | | | | | | | | | |
|  | PD6R10ED010 6" LED RETROFIT HSN, 1,000 LM, UNV 120-277V 50/60HZ, 10 PERCENT 0-10V & PHASE CUT DIM | 080083723713 | 3.1 | 6 | 72 | | | | | • |
| | PD6R15ED010 6" LED RETROFIT HSN, 1,500 LM, UNV 120-277V 50/60HZ, 10 PERCENT 0-10V & PHASE CUT DIM | 080083723690 | 3.5 | 6 | 96 | | | | | • |
| | PD6R20ED010 6" LED RETROFIT HSN, 2,000 LM, UNV 120-277V 50/60HZ, 10 PERCENT 0-10V & PHASE CUT DIM | 080083723676 | 3.5 | 6 | 72 | | | | • | • |
| | PD6R30D010 6" LED RETROFIT HSN, 3,000 LM, UNV 120-277V 50/60HZ, 10 PERCENT 0-10V | 080083723652 | 3.5 | 6 | 72 | | | | | • |
| | PD6R15D010B 6" LED RETROFIT HSN, 1,500 LUMENS, UNV 120-277V 50/60HZ, 1% 0 - 10V DIMMING | 080083799787 | 3.95 | 6 | 72 | | | | • | • |
| | PD6R10D010B 6" LED RETROFIT HSN, 1,000 LUMENS, UNV 120-277V 50/60HZ, 1% 0 - 10V DIMMING | 080083799763 | 3.95 | 6 | 72 | | | | • | • |

★ Indicates ARRA Eligible Product Ⓢ Indicates EISA Compliant Pulse Start Products  Indicates MarketPro Product

Please reference the Cooper Lighting Stock Guide Terms and Conditions page. Pictures are a representation of product categories and may not illustrate the exact skus listed. Product information is subject to change without notice. Consult factory representative for additional information and inventory details. Visit www.cooperlighting.com for more product information.

| CATALOG NUMBER | DESCRIPTION | UPC CODE | WEIGHT | CASE QTY | PALLET QTY | IL | CA | NJ | TX | GA |
|---|---|--------------|--------|----------|------------|----|----|----|----|----|
| 5/6" LED Housings Retrofit | | | | | | | | | | |
|  PD56R15ED010 | 5/6" LED RETROFIT HSN, 1,500 LM, UNV 120-277V 50/60HZ, 10 PERCENT 0-10V & PHASE CUT DIM | 080083723973 | 3.5 | 6 | 72 | | • | | | • |
| PD56R20ED010 | 5/6" LED RETROFIT HSN, 2,000 LM, UNV 120-277V 50/60HZ, 10 PERCENT 0-10V & PHASE CUT DIM | 080083723959 | 3.5 | 6 | 72 | | | | | • |
| PD56R30D010 | 5/6" LED RETROFIT HSN, 3,000 LM, UNV 120-277V 50/60HZ, 10 PERCENT 0-10V DIM | 080083723935 | 3.5 | 6 | 72 | | | | | • |
| PD56R10ED010 | 5/6" LED RETROFIT HSN, 1,000 LM, UNV 120-277V 50/60HZ, 10 PERCENT 0-10V & PHASE CUT DIM | 080083723997 | 3.5 | 6 | 96 | | • | | | |
| PD56R10D010B | 5/6" LED RETROFIT HSN, 1,000 LUMENS, UNV 120-277V 50/60HZ, 1% 0 - 10V DIMMING | 080083799367 | 3.95 | 6 | 72 | | • | | | • |
| PD56R15D010B | 5/6" LED RETROFIT HSN, 1,500 LUMENS, UNV 120-277V 50/60HZ, 1% 0 - 10V DIMMING | 080083799381 | 3.95 | 6 | 72 | | • | | | • |
| PD56R20D010B | 5/6" LED RETROFIT HSN, 2,000 LUMENS, UNV 120-277V 50/60HZ, 1% 0 - 10V DIMMING | 080083799428 | 3.95 | 6 | 72 | | • | | | • |
| PD56R30D010B | 5/6" LED RETROFIT HSN, 3,000 LUMENS, UNV 120-277V 50/60HZ, 1 PCT 0 - 10V DIMMING | 080083799466 | 3.95 | 6 | 72 | | • | | | • |
| PD610D010B | 6" LED HSN, 1,000 LUMENS, UNV 120-277V 50/60HZ, 1% 0 - 10V DIMMING | 080083799480 | 3.95 | 6 | 72 | • | • | • | • | • |



| | | | | | | | | | | | |
|---|----------------------------|--------------|-------|---|----|---|---|---|---|---|---|
| 6" Incandescent Commercial Vertical Lamp Housing | | | | | | | | | | | |
| PD6V120 | HOUSING, 6" VERT E26, 120V | 080083611805 | 2.321 | 6 | 72 | • | • | • | • | • | ★ |

6" Modules

6" LED Modules

| | | | | | | | | | | | |
|-------------|--|--------------|------|---|-----|---|---|---|---|---|---|
| PDM6A835 | PD6 LED MODULE FOR REMOTE DRIVER, 3500K , 80CRI | 080083724055 | 1.6 | 6 | 288 | | • | | • | • | ★ |
| PDM6A830 | PD6 LED MODULE FOR REMOTE DRIVER, 3000K , 80CRI | 080083724062 | 1.8 | 6 | 288 | | | | | • | |
| PDM6A840 | PD6 LED MODULE FOR REMOTE DRIVER, 4000K , 80CRI | 080083724048 | 1.8 | 6 | 180 | | • | • | | • | |
| PDM6A827 | PD6 LED MODULE FOR REMOTE DRIVER, 2700K , 80CRI | 080083724079 | 1.7 | 6 | 288 | | • | | | | ★ |
| PDM6A930 | PD6 LED MODULE FOR REMOTE DRIVER, 3000K , 90CRI | 080083724024 | 1.8 | 6 | 180 | • | | | | • | |
| PDM6A940 | PD6 LED MODULE FOR REMOTE DRIVER, 4000K, 90CRI | 080083724000 | 1.8 | 6 | 180 | | | | • | | |
| 64VW | 6" LED REFLECTOR, SHALLOW, SELF FLANGED, WHITE | 080083669479 | 1.1 | 6 | 144 | | • | | | • | |
| PDM6B940 | LED MODULE FOR REMOTE DRIVER, 1000, 1500, 2000 & 3000 LUMENS, 90CRI, 4000K CCT | 080083800100 | 1.7 | 6 | 288 | | • | | | • | ★ |
| PDM6B935 | LED MODULE FOR REMOTE DRIVER, 1000, 1500, 2000 & 3000 LUMENS, 90CRI, 3500K CCT | 080083800087 | 1.7 | 6 | 288 | | • | | | • | ★ |
| PDM6B930 | LED MODULE FOR REMOTE DRIVER, 1000, 1500, 2000 & 3000 LUMENS, 90CRI, 3000K CCT | 080083800063 | 1.7 | 6 | 288 | | • | | | • | ★ |
| PDM6B927 | LED MODULE FOR REMOTE DRIVER, 1000, 1500, 2000 & 3000 LUMENS, 90CRI, 2700K CCT | 080083800049 | 1.7 | 6 | 288 | | • | | | • | ★ |
| PDM6B840 | LED MODULE FOR REMOTE DRIVER, 1000, 1500, 2000 & 3000 LUMENS, 80CRI, 4000K CCT | 080083800025 | 1.7 | 6 | 288 | • | • | • | • | • | ★ |
| PDM6B835 | LED MODULE FOR REMOTE DRIVER, 1000, 1500, 2000 & 3000 LUMENS, 80CRI, 3500K CCT | 080083800001 | 1.7 | 6 | 288 | • | • | | • | • | ★ |
| PDM6B830 | LED MODULE FOR REMOTE DRIVER, 1000, 1500, 2000 & 3000 LUMENS, 80CRI, 3000K CCT | 080083799985 | 1.7 | 6 | 288 | • | • | | • | • | ★ |
| PDM6B827 | REMOTE DRIVER LED MODULE, 1000, 1500, 2000 & 3000 LUMENS, 80CRI, 3000K CCT | 080083799961 | 1.7 | 6 | 288 | | • | | • | • | ★ |
| PD6R30D010B | 6" LED RETROFIT HSN, 3,000 LUMENS, UNV 120-277V 50/60HZ, 1 PCT 0 - 10V DIMMING | 080083799862 | 3.95 | 6 | 72 | | • | | | • | |
| PD6R20D010B | 6" LED RETROFIT HSN, 2,000 LUMENS, UNV 120-277V 50/60HZ, 1% 0 - 10V DIMMING | 080083799824 | 3.95 | 6 | 72 | | • | | | • | |
| PDM6A927 | PD6 LED MODULE FOR REMOTE DRIVER, 2700K , 90CRI | 080083724031 | 1.8 | 6 | 180 | | | | | | |







★ Indicates ARRA Eligible Product Ⓢ Indicates EISA Compliant Pulse Start Products  Indicates MarketPro Product

Please reference the Cooper Lighting Stock Guide Terms and Conditions page. Pictures are a representation of product categories and may not illustrate the exact skus listed. Product information is subject to change without notice. Consult factory representative for additional information and inventory details. Visit www.cooperlighting.com for more product information.

| CATALOG NUMBER | DESCRIPTION | UPC CODE | WEIGHT | CASE QTY | PALLET QTY | IL CA NJ TX GA | | | | |
|--|--|--------------|--------|----------|------------|----------------|----|----|----|----|
| | | | | | | IL | CA | NJ | TX | GA |
| 6" Reflectors | | | | | | | | | | |
| 6" Commercial Vertical Lamp Reflector | | | | | | | | | | |
| 60VC | REFLECTOR, 6" VERT, OPEN REFLECTOR, SPECULAR CLEAR | 080083605286 | 0.57 | 6 | 150 | • | • | • | • | • |
| 60VCWF | REFLECTOR, 6" VERT, OPEN REFLECTOR, SPECULAR CLEAR, WHITE FLANGE | 080083652730 | 0.889 | 6 | 72 | • | • | • | • | ★ |
| 60VHWF | REFLECTOR, 6" VERT, OPEN REFLECTOR, SEMI SPECULAR CLEAR, WHITE FLANGE | 080083652723 | 0.612 | 1 | 150 | • | • | • | • | ★ |
| 6" Commercial Vertical Lamp Wall Wash Reflector | | | | | | | | | | |
| 60VWWH | REFLECTOR, 6" VERT, OPEN WALL WASH SEMI SPECULAR CLEAR | 080083652860 | 1 | 1 | 150 | • | • | • | • | ★ |
| 60VWWC | REFLECTOR, 6" VERT, OPEN WALL WASH SPECULAR CLEAR | 080083605293 | 0.913 | 1 | 150 | • | • | • | • | |
| 6" CFL Commercial Horizontal Lamp Reflector | | | | | | | | | | |
| 62HC | REFLECTOR, 6" HORZ, OPEN REFLECTOR, SPECULAR CLEAR | 080083605262 | 0.865 | 6 | 144 | • | • | • | • | • |
| 62H1GC | REFLECTOR, 6" HORZ, LENS, PRISMATIC GLASS SPECULAR CLEAR | 080083652952 | 1.381 | 1 | 240 | • | • | • | • | ★ |
| 62HH | REFLECTOR, 6" HORZ, OPEN REFLECTOR, SEMI SPECULAR CLEAR | 080083652921 | 0.744 | 6 | 108 | • | • | • | • | ★ |
| 62H1GCWF | REFLECTOR, 6" HORZ, LENS, PRISMATIC GLASS SPECULAR CLEAR, WHITE FLANGE | 080083652693 | 0.82 | 1 | 240 | • | • | • | • | ★ |
| 62HCWF | REFLECTOR, 6" HORZ, OPEN REFLECTOR, SPECULAR CLEAR, WHITE FLANGE | 080083652679 | 0.95 | 6 | 144 | • | • | • | • | • |
| 62HHWF | REFLECTOR, 6" HORZ, OPEN REFLECTOR, SEMI SPECULAR CLEAR, WHITE FLANGE | 080083652662 | 0.603 | 1 | 240 | • | • | • | • | • |
| 6" LED Reflectors | | | | | | | | | | |
| 61VBB | 6" LED REFLECTOR, VERTICAL, SELF FLANGED, SPECULAR CLEAR, BLACK BAFFLE, WHITE FLANGE | 080083669295 | 1.1 | 6 | 144 | • | • | • | • | • |
| 61VC | 6" LED REFLECTOR, VERTICAL, SELF FLANGED, SPECULAR CLEAR | 080083669028 | 0.826 | 6 | 108 | • | • | • | • | • |
| 61VCWF | 6" LED REFLECTOR, VERTICAL, SELF FLANGED, SPECULAR CLEAR, WHITE FLANGE | 080083669035 | 0.664 | 6 | 144 | • | • | • | • | • |
| 61VH | 6" LED REFLECTOR, VERTICAL, SELF FLANGED, SEMI-SPECULAR CLEAR | 080083669264 | 0.85 | 6 | 144 | • | • | • | • | • |
| 61VHWF | 6" LED REFLECTOR, VERTICAL, SELF FLANGED, SEMI-SPECULAR CLEAR, WHITE FLANGE | 080083669271 | 0.8 | 6 | 144 | • | • | • | • | • |
| 61WWC | 6" LED REFLECTOR, WALL WASH, SELF FLANGED, SPECULAR CLEAR | 080083669509 | 1.003 | 6 | 144 | • | • | • | • | • |
| 61WWH | 6" LED REFLECTOR, WALL WASH, SELF FLANGED, SEMI-SPECULAR CLEAR | 080083669523 | 1.1 | 6 | 144 | • | • | • | • | • |
| 64VC | 6" LED REFLECTOR, SHALLOW, SELF FLANGED, SPECULAR CLEAR | 080083669318 | 1.1 | 6 | 144 | • | • | • | • | • |
| 64VCWF | 6" LED REFLECTOR, SHALLOW, SELF FLANGED, SPECULAR CLEAR, WHITE FLANGE | 080083669325 | 1.1 | 6 | 144 | • | • | • | • | • |
| 64VH | 6" LED REFLECTOR, SHALLOW, SELF FLANGED, SEMI-SPECULAR CLEAR | 080083669356 | 1.1 | 6 | 144 | • | • | • | • | • |
| 64VHWF | 6" LED REFLECTOR, SHALLOW, SELF FLANGED, SEMI-SPECULAR CLEAR, WHITE FLANGE | 080083669462 | 1.1 | 6 | 120 | • | • | • | • | • |
| 61VW | 6" LED REFLECTOR, VERTICAL, WHITE, SELF FLANGED | 080083669288 | 1.1 | 6 | 144 | • | • | • | • | • |
| 64VDFW | REFLECTOR 6" VERTICAL, NON CONDUCTIVE DEAD FRONT TRIM | 080083758173 | 1.1 | 6 | 144 | • | • | • | • | • |
| 61VEMC | 6" LED REFLECTOR, VERTICAL, EMERGENCY, SELF FLANGED, SPECULAR CLEAR | 080083669547 | 0.5 | 6 | 108 | • | • | • | • | • |
| 61VEMH | 6" LED REFLECTOR, VERTICAL, EMERGENCY, SELF FLANGED, SEMI SPECULAR CLEAR | 080083669585 | 0.998 | 6 | 108 | • | • | • | • | • |
| 61VEMW | 6" LED REFLECTOR, VERTICAL, EMERGENCY, SELF FLANGED, WHITE | 080083669608 | 0.5 | 6 | 108 | • | • | • | • | • |


★ Indicates ARRA Eligible Product Ⓢ Indicates EISA Compliant Pulse Start Products  Indicates MarketPro Product

Please reference the Cooper Lighting Stock Guide Terms and Conditions page. Pictures are a representation of product categories and may not illustrate the exact skus listed. Product information is subject to change without notice. Consult factory representative for additional information and inventory details. Visit www.cooperlighting.com for more product information.

| CATALOG NUMBER | DESCRIPTION | UPC CODE | WEIGHT | CASE QTY | PALLET QTY | IL | CA | NJ | TX | GA |
|--|---|--------------|--------|----------|------------|----|----|----|----|----|
| 8" Housings | | | | | | | | | | |
|  | 8" LED Housing | | | | | | | | | |
| PR840D010 | 8" APERTURE LED DOWNLIGHT FRAME, 4000 LUMEN | 080083771813 | 4.5 | 4 | 60 | • | • | • | • | ★ |
| PR830D010 | 8" APERTURE LED DOWNLIGHT FRAME, 3000 LUMEN | 080083771790 | 4.5 | 4 | 60 | • | • | • | • | ★ |
| PR820D010 | 8" APERTURE LED DOWNLIGHT FRAME, 2000 LUMEN | 080083771769 | 4.5 | 4 | 60 | • | • | • | • | ★ |
| PR815D010 | 58" APERTURE LED DOWNLIGHT FRAME, 1500 LUMEN | 080083771745 | 4.5 | 4 | 60 | • | • | • | • | ★ |
| PR810D010 | 8" APERTURE LED DOWNLIGHT FRAME, 1000 LUMEN | 080083771721 | 4.5 | 4 | 60 | • | • | • | • | ★ |
|  | 8? LED Housings Retrofit | | | | | | | | | |
| PR8R40D010 | 8" APERTURE RETROFIT LED DOWNLIGHT FRAME, 4000 LUMEN | 080083772216 | 4.5 | 4 | 60 | • | • | • | • | |
| PR8R30D010 | 8" APERTURE RETROFIT LED DOWNLIGHT FRAME, 3000 LUMEN | 080083772193 | 4.5 | 4 | 60 | • | • | • | • | ★ |
| PR8R20D010 | 8" APERTURE RETROFIT LED DOWNLIGHT FRAME, 2000 LUMEN | 080083772179 | 4.5 | 4 | 60 | • | • | • | • | ★ |
| PR8R15D010 | 8" APERTURE RETROFIT LED DOWNLIGHT FRAME, 1500 LUMEN | 080083772155 | 4.5 | 4 | 60 | • | • | • | • | ★ |
| PR8R10D010 | 8" APERTURE RETROFIT LED DOWNLIGHT FRAME, 1000 LUMEN | 080083772131 | 4.5 | 4 | 60 | • | • | • | • | ★ |
|  | 8? LED Housings Surface Mount | | | | | | | | | |
| PR8S40D010MW | 8" APERTURE SURFACE MOUNT LED DOWNLIGHT FRAME, 4000 LUMEN | 080083772612 | 4.5 | 4 | 60 | • | • | • | • | ★ |
| PR8S30D010MW | 8" APERTURE SURFACE MOUNT LED DOWNLIGHT FRAME, 3000 LUMEN | 080083772599 | 4.5 | 4 | 60 | • | • | • | • | ★ |
| PR8S20D010MW | 8" APERTURE SURFACE MOUNT LED DOWNLIGHT FRAME, 2000 LUMEN | 080083772575 | 4.5 | 4 | 60 | • | • | • | • | ★ |
| PR8S15D010MW | 8" APERTURE SURFACE MOUNT LED DOWNLIGHT FRAME, 1500 LUMEN | 080083772551 | 4.5 | 4 | 60 | • | • | • | • | ★ |
| PR8S10D010MW | 8" APERTURE SURFACE MOUNT LED DOWNLIGHT FRAME, 1000 LUMEN | 080083772537 | 4.5 | 4 | 60 | • | • | • | • | ★ |
|  | 8" CFL Commercial Horizontal Lamp Housing | | | | | | | | | |
| PD8H142E | HOUSING, 8" (1) 26W DTT, 26/32/42W TTT HORZ, 120-277V UNV | 080083611782 | 1.649 | 6 | 72 | • | • | • | • | ★ |
| PD8H242E | HOUSING, 8" (2) 26W DTT, 26/32/42W TTT HORZ, 120-277V UNV | 080083611775 | 3.988 | 6 | 72 | • | • | • | • | ★ |
| PD8H2423E | HOUSING, 8" (2) 26W DTT, 26/32/42W TTT HORIZONTAL, 347V | 080083628858 | 4.75 | 1 | 72 | | | | • | ★ |
| PD8V1421DMARKX | HOUSING, 8" (1) 26W DTT, 26/32/42W TTT VERT, 120V DIMMING | 080083633029 | 4.75 | 1 | 72 | | | | • | ★ |
|  | 8" CFL Commercial Vertical Lamp Housing | | | | | | | | | |
| PD8V142E | HOUSING, 8" (1) 26W DTT, 26/32/42W TTT VERT, 120-277V UNV | 080083611768 | 3.379 | 1 | 72 | • | • | • | • | ★ |
|  | 8" Incandescent Commercial Vertical Lamp Housing | | | | | | | | | |
| PD8V120 | HOUSING, 8" VERT, E26, 120V | 080083611751 | 4.75 | 1 | 72 | • | • | • | • | ★ |

★ Indicates ARRA Eligible Product Ⓢ Indicates EISA Compliant Pulse Start Products  Indicates MarketPro Product

Please reference the Cooper Lighting Stock Guide Terms and Conditions page. Pictures are a representation of product categories and may not illustrate the exact skus listed. Product information is subject to change without notice. Consult factory representative for additional information and inventory details. Visit www.cooperlighting.com for more product information.

| CATALOG NUMBER | DESCRIPTION | UPC CODE | WEIGHT | CASE QTY | PALLET QTY | IL | CA | NJ | TX | GA |
|--|---|--------------|--------|----------|------------|----|----|----|----|----|
| 8" Modules | | | | | | | | | | |
|  | 8" LED Modules | | | | | | | | | |
| PR8M34WDMW | DOWNLIGHT LED MODULE FOR PR8 SERIES, PROVIDES 3000 OR 4000 LUMENS (NOMINAL) DEPENDING ON CONNECTED FRAME TYPE, WIDE DISTRIBUTION LENS | 080083772988 | 1.15 | 6 | 360 | • | • | • | • | • |
| PR8M34MDMW | DOWNLIGHT LED MODULE FOR PR8 SERIES, PROVIDES 3000 OR 4000 LUMENS (NOMINAL) DEPENDING ON CONNECTED FRAME TYPE, MED DISTRIBUTION LENS | 080083772940 | 1.15 | 6 | 360 | • | • | • | • | • |
| PR8M12WDMW | DOWNLIGHT LED MODULE FOR PR8 SERIES, PROVIDES 1000, 1500 OR 2000 LUMENS (NOMINAL) DEPENDING ON CONNECTED FRAME TYPE, WIDE DIST LENS | 080083772964 | 1.15 | 6 | 360 | • | • | • | • | • |
| PR8M12MDMW | DOWNLIGHT LED MODULE FOR PR8 SERIES, PROVIDES 1000, 1500 OR 2000 LUMENS (NOMINAL) DEPENDING ON CONNECTED FRAME TYPE, MED DIST LENS | 080083772926 | 1.15 | 6 | 360 | • | • | • | • | • |
| 8" Reflectors | | | | | | | | | | |
| 8" CFL Commercial Horizontal Lamp Reflector | | | | | | | | | | |
| 82HC | REFLECTOR, 8" HORZ, OPEN REFLECTOR, SPECULAR CLEAR | 080083605309 | 0.861 | 6 | 72 | • | • | • | • | • |
| 82HH | REFLECTOR, 8" HORZ, OPEN REFLECTOR, SEMI SPECULAR CLEAR | 080083652853 | 1 | 1 | 80 | | | | • | ★ |
| 82HCWF | REFLECTOR, 8" HORZ, OPEN REFLECTOR, SPECULAR CLEAR, WHITE FLANGE | 080083652594 | 0.894 | 1 | 80 | | | | • | |
| 82HHWF | REFLECTOR, 8" HORZ, OPEN REFLECTOR, SEMI SPECULAR CLEAR, WHITE FLANGE | 080083652587 | 1.5 | 1 | 80 | | | • | | ★ |
| 8" CFL Commercial Horizontal Lamp Wall Wash Reflector | | | | | | | | | | |
| 82HWWC | REFLECTOR, 8" HORIZONTAL, OPEN WALL WASH SPECULAR CLEAR | 080083605316 | 1 | 1 | 80 | • | • | • | • | ★ |
| 82HWWCWF | REFLECTOR, 8" HORZ, OPEN WALL WASH SPECULAR CLEAR, WHITE FLANGE | 080083652570 | 1 | 1 | 80 | • | | | | |
| 8" Commercial Vertical Lamp Reflector | | | | | | | | | | |
| 80VC | REFLECTOR, 8" VERT, OPEN REFLECTOR, SPECULAR CLEAR | 080083605323 | 0.572 | 6 | 48 | • | • | • | • | • |
| 80V1GCWF | REFLECTOR, 8" VERT, LENS, PRISMATIC GLASS SPECULAR CLEAR, WHITE FLANGE | 080083652624 | 1 | 1 | 80 | | | | • | |
| 80VCWF | REFLECTOR, 8" VERT, OPEN REFLECTOR, SPECULAR CLEAR, WHITE FLANGE | 080083652617 | 1.107 | 1 | 80 | | | • | | |
| 80VHWF | REFLECTOR, 8" VERT, OPEN REFLECTOR, SEMI SPECULAR CLEAR, WHITE FLANGE | 080083652600 | 1 | 1 | 80 | • | | | | ★ |
| 8" Accessories | | | | | | | | | | |
| Accessories | | | | | | | | | | |
| PR8WW | FIELD INSTALLED WALL WASH OPTIC FOR PR8M12 AND PR834 MODULES | 080083770861 | 0.3 | 1 | 20 | • | • | • | • | • |
| PR8TH | SEMI-SPECULAR CLEAR TRIM INSERT FOR PR8M12 AND PR8M34 MODULES | 080083770908 | 0.01 | 6 | 288 | • | • | • | • | • |
| PR8TC | SPECULAR CLEAR TRIM INSERT FOR PR8M12 AND PR8M34 MODULES | 080083770885 | 0.01 | 6 | 288 | • | • | • | • | • |
| PR8WD | WIDE DISTRIBUTION LENS FOR PR8M12 AND PR8M34 MODULES | 080083773183 | 1.15 | 6 | 360 | • | • | • | • | • |
| PR8MD | MEDIUM DISTRIBUTION LENS FOR PR8M12 AND PR8M34 MODULES | 080083773169 | 1.15 | 6 | 360 | • | • | • | • | • |

★ Indicates ARRA Eligible Product Ⓢ Indicates EISA Compliant Pulse Start Products  Indicates MarketPro Product

Please reference the Cooper Lighting Stock Guide Terms and Conditions page. Pictures are a representation of product categories and may not illustrate the exact skus listed. Product information is subject to change without notice. Consult factory representative for additional information and inventory details. Visit www.cooperlighting.com for more product information.

CATALOG NUMBER




DESCRIPTION

UPC CODE WEIGHT CASE QTY PALLET QTY IL CA NJ TX GA

Metalux

Recessed Static









Accord Series

| | | | | | | | | | |
|--|--------------|----------------------------|---|--------------|----|---|----|---|---|
|  | 2'x2' | 2AC-214T5-UNV-L5835-EBT1-U | LAMP, 2'X2' ACCORD FROSTED ACRYLIC LENS, ELECTRONIC BALLAST, 14T5 W/NORMAL LIGHT OUTPUT & 3500K LAMPS | 623961580406 | 36 | 1 | 48 |  | ★ |
| | 2'x4' | 2AC-254T5-UNV-EBT1-U | 2 LAMP, 2'X4' ACCORD FROSTED ACRYLIC LENS, ELECTRONIC BALLAST, 54T5 W/NORMAL LIGHT OUTPUT | 080083610655 | 36 | 1 | 12 |  | ★ |

ArcLine Series





| | | | | | | | | | |
|---|--------------|--------------------------------|--|--------------|------|---|----|---|--|
|  | 2'x2' | 22ALNG-LD4-35-UNV-L835-CD1-U | LED, 2'X2' ARCLINE, FROSTED ACRYLIC LENS, 3500 LUMENS, 85 CRI, 3500K, UNV 0-10V DIMMING DRIVER | 080083717828 | 12.5 | 1 | 56 |  | |
| | | 22ALNG-LD4-25-UNV-L840-CD1-U | LED, 2'X2' ARCLINE, FROSTED ACRYLIC LENS, 2500 LUMENS, 85 CRI, 4000K, UNV 0-10V DIMMING DRIVER | 080083718764 | 12.5 | 1 | 56 |  | |
| | | 22ALNG-LD4-35-UNV-L840-CD1-U | LED, 2'X2' ARCLINE, FROSTED ACRYLIC LENS, 3500 LUMENS, 85 CRI, 4000K, UNV 0-10V DIMMING DRIVER | 080083718788 | 12.5 | 1 | 56 |  | |
| | | 22ALNG-LD4-25-R-UNV-L835-CD1-U | LED, 2'X2' ARCLINE, FROSTED ACRYLIC RECTILINEAR LENS, 2500 LUMENS, 85 CRI, 3500K, UNV 0-10V DIMMING DRIVER | 080083804320 | 12.5 | 1 | 56 |  | |
|  | 2'x4' | 24ALNG-LD4-45-UNV-L835-CD1-U | LED, 2'X4' ARCLINE, FROSTED ACRYLIC LENS, 4500 LUMENS, 85 CRI, 3500K, UNV 0-10V DIMMING DRIVER | 080083718344 | 20.5 | 1 | 28 |  | |
| | | 24ALNG-LD4-55-UNV-L835-CD1-U | LED, 2'X4' ARCLINE, FROSTED ACRYLIC LENS, 5500 LUMENS, 85 CRI, 3500K, UNV 0-10V DIMMING DRIVER | 080083718320 | 20.5 | 1 | 28 |  | |
| | | 24ALNG-LD4-55-UNV-L840-CD1-U | LED, 2'X4' ARCLINE, FROSTED ACRYLIC LENS, 5500 LUMENS, 85 CRI, 4000K, UNV 0-10V DIMMING DRIVER | 080083718337 | 20.5 | 1 | 28 |  | |
| | | 24ALNG-LD4-45-R-UNV-L840-CD1-U | LED, 2'X4' ARCLINE, FROSTED ACRYLIC RECTILINEAR LENS, 4500 LUMENS, 85 CRI, 4000K, UNV 0-10V DIMMING DRIVER | 080083804283 | 20.5 | 1 | 28 |  | |

FR LED Series

| | | | | | | | | | |
|--|--------------|----------------------------|---|--------------|-------|---|----|---|--|
|  | 2'x2' | 22FR-LD4-32-UNV-L835-CD1-U | PREMIUM LED LUMINAIRE, 2 X 2, 3200 LUMEN, 3500K, 0 TO 10V DIMMING | 080083751747 | 12.5 | 1 | 48 |  | |
| | | 22FR-LD4-32-UNV-L840-CD1-U | PREMIUM LED LUMINAIRE, 2 X 2, 4000 LUMEN, 3500K, 0 TO 10V DIMMING | 080083751754 | 12.5 | 1 | 48 |  | |
|  | 2'x4' | 24FR-LD4-40-UNV-L840-CD1-U | PREMIUM LED LUMINAIRE, 2 X 4, 4000 LUMEN, 4000K, 0 TO 10V DIMMING | 080083751723 | 23.75 | 1 | 28 |  | |
| | | 24FR-LD4-65-UNV-L835-CD1-U | PREMIUM LED LUMINAIRE, 2 X 4, 6500 LUMEN, 3500K, 0 TO 10V DIMMING | 080083751730 | 20.5 | 1 | 28 |  | |
| | | 24FR-LD4-65-UNV-L840-CD1-U | PREMIUM LED LUMINAIRE, 2 X 4, 6500 LUMEN, 4000K, 0 TO 10V DIMMING | 080083751761 | 20.5 | 1 | 28 |  | |
| | | 24FR-LD4-40-UNV-L835-CD1-U | PREMIUM LED LUMINAIRE, 2 X 4, 4000 LUMEN, 3500K, 0 TO 10V DIMMING | 080083751716 | 20.5 | 1 | 28 |  | |



★ Indicates ARRA Eligible Product ⓔ Indicates EISA Compliant Pulse Start Products  Indicates MarketPro Product

Please reference the Cooper Lighting Stock Guide Terms and Conditions page. Pictures are a representation of product categories and may not illustrate the exact skus listed. Product information is subject to change without notice. Consult factory representative for additional information and inventory details. Visit www.cooperlighting.com for more product information.

| CATALOG NUMBER | DESCRIPTION | UPC CODE | WEIGHT | CASE QTY | PALLET QTY | IL | CA | NJ | TX | GA | | |
|--|-------------------------|--|--------------|----------|------------|----|----|----|----|----|---|---|
| GC8 Series | | | | | | | | | | | | |
|  | 1'x4' Flanged | | | | | | | | | | | |
| | FC8-232A-UNV-EB81-U | 2 LAMP, 1'X4' DRYWALL LENSED TROFFER, CEE LISTED ELECTRONIC BALLAST, T8 | 623961174018 | 12.071 | 1 | 36 | • | | | | ★ | |
| | FC8IC-232A-UNV-EB81-U | 2-LAMP, IC RATED, 1'X4' DRYWALL LENSED TROFFER, CEE LISTED ELECTRONIC BALLAST, T8 | 080083626946 | 15.8 | 1 | 33 | | | | • | ★ | |
| 2'x4' | | | | | | | | | | | | |
|  | 2GC8-232A125-UNV-EB81-U | 2 LAMP, 2'X4' SPECIFICATION GRADE LENSED TROFFER W/.125 LENS, CEE LISTED ELECTRONIC BALLAST, T8 | 622696152865 | 20.5 | 1 | 28 | • | | | • | ★ | |
| | 2GC8-332A-UNV-EB81-U | 3 LAMP, 2'X4' SPECIFICATION GRADE LENSED TROFFER, CEE LISTED ELECTRONIC BALLAST, T8 | 662401730094 | 20.5 | 1 | 28 | • | | | • | ★ | |
| | 2GC8-332A125-UNV-EB81-U | 3 LAMP, 2'X4' SPECIFICATION GRADE LENSED TROFFER W/.125 LENS, CEE LISTED ELECTRONIC BALLAST, T8 | 622696380657 | 20.5 | 1 | 28 | | | | | ★ | |
| | 2GC8-432A-UNV-EB81-U | 4 LAMP, 2'X4' SPECIFICATION GRADE LENSED TROFFER, CEE LISTED ELECTRONIC BALLAST, T8 | 622697823832 | 20.5 | 1 | 24 | | | | • | ★ | |
| GR8 Series | | | | | | | | | | | | |
|  | 2'x2' | | | | | | | | | | | |
| | 2GR8-2U6T8A-UNV-EB81-U | 2 LAMP, 2'X2' STATIC LENSED TROFFER, CEE LISTED ELECTRONIC BALLAST, T8 U6 | 623961643842 | 11.25 | 1 | 56 | • | • | • | • | • | ★ |
| 2'x4' | | | | | | | | | | | | |
|  | GR8-232A-UNV-EB81-U | 2 LAMP, 1'X4' STATIC LENSED TROFFER, CEE LISTED ELECTRONIC BALLAST, T8 | 662401551330 | 13.8 | 1 | 40 | • | • | • | • | • | ★ |
| | 2GR8-232A125-UNV-EB81-U | 2 LAMP, 2'X4' COMMERCIAL GRADE LENSED TROFFER W/.125 LENS, CEE LISTED ELECTRONIC BALLAST, T8 | 623961689376 | 20.5 | 1 | 28 | | | | • | ★ | |
| | 2GR8-232A-UNV-EB81-U | 2 LAMP, 2'X4' STATIC LENSED TROFFER, CEE LISTED ELECTRONIC BALLAST, T8 | 623961759802 | 22.5 | 1 | 28 | • | • | • | • | • | ★ |
| | 2GR8-332A125-UNV-EB81-U | 3 LAMP, 2'X4' COMMERCIAL GRADE LENSED TROFFER W/.125 LENS, CEE LISTED ELECTRONIC BALLAST, T8 | 623961689697 | 20.5 | 1 | 24 | | | | • | • | ★ |
| | 2GR8-332A-UNV-EB81-U | 3 LAMP, 2'X4' STATIC LENSED TROFFER, CEE LISTED ELECTRONIC BALLAST, T8 | 662401286805 | 20.5 | 1 | 28 | • | • | • | • | • | |
| | 2GR8-332A-UNV-EB82-U | 3 LAMP, 2'X4' STATIC LENSED TROFFER, CEE LISTED ELECTRONIC BALLAST (2), T8 | 662401341405 | 22.5 | 1 | 28 | • | • | • | | • | ★ |
| | 2GR8-432A125-UNV-EB81-U | 4 LAMP, 2'X4' STATIC LENSED TROFFER, #12.125 THICK ACRYLIC LENS, CEE LISTED ELECTRONIC BALLAST, T8 | 662401334247 | 20.5 | 1 | 24 | | | | | • | ★ |
| | 2GR8-432A-UNV-EB81-U | 4 LAMP, 2'X4' STATIC LENSED TROFFER, CEE LISTED ELECTRONIC BALLAST, T8 | 662401286812 | 20.5 | 1 | 28 | • | • | • | • | • | ★ |
| | 2GR8-432A-UNV-EB82-U | 4 LAMP, 2'X4' STATIC LENSED TROFFER, CEE LISTED ELECTRONIC BALLAST (2), T8 | 662400102229 | 22.5 | 1 | 24 | • | • | | • | • | ★ |



★ Indicates ARRA Eligible Product **E** Indicates EISA Compliant Pulse Start Products **MP** Indicates MarketPro Product

Please reference the Cooper Lighting Stock Guide Terms and Conditions page. Pictures are a representation of product categories and may not illustrate the exact skus listed. Product information is subject to change without notice. Consult factory representative for additional information and inventory details. Visit www.cooperlighting.com for more product information.

| CATALOG NUMBER | DESCRIPTION | UPC CODE | WEIGHT | CASE QTY | PALLET QTY | IL | CA | NJ | TX | GA | |
|--|-------------------------------|---|--------------|----------|------------|----|----|----|----|----|---|
| GR LED Series | | | | | | | | | | | |
|  | 2'x2' | | | | | | | | | | |
| | 22GR-LD5-24-F1-UNV-L840-CD1-U | 2X2 LED RECESSED TROFFER, 2400 LUMEN, 4000K, 0 TO 10V DRIVER | 080083798599 | 8.27 | 1 | 48 | • | • | | | • |
| | 22GR-LD5-32-F1-UNV-L835-CD1-U | LED RECESSED TROFFER, 2 X 2, 3200 LUMEN, 3500K, 0 TO 10V DRIVER | 080083798605 | 12.4 | 1 | 56 | | • | • | • | • |
| | 22GR-LD5-32-F1-UNV-L840-CD1-U | LED RECESSED TROFFER, 2 X 2, 3200 LUMEN, 4000K, 0 TO 10V DRIVER | 080083798612 | 12.4 | 1 | 56 | | • | • | • | • |
| | 22GR-LD5-32-F1-UNV-L850-CD1-U | LED RECESSED TROFFER, 2 X 2, 3200 LUMEN, 5000K, 0 TO 10V DRIVER | 080083804863 | 8.27 | 1 | 48 | • | | | | |
| | 22GR-LD5-43-F1-UNV-L835-CD1-U | LED RECESSED TROFFER, 2 X 2, 4300 LUMEN, 3500K, 0 TO 10V DRIVER | 080083798629 | 8.27 | 1 | 56 | • | • | | | • |
| | 22GR-LD5-43-F1-UNV-L840-CD1-U | 2X2 LED RECESSED TROFFER, 4300 LUMEN, 4000K, 0 TO 10V DRIVER | 080083798636 | 12.2 | 1 | 56 | • | • | | | • |
| | 22GR-LD5-43-F1-UNV-L850-CD1-U | LED RECESSED TROFFER, 2 X 2, 4300 LUMEN, 5000K, 0 TO 10V DRIVER | 080083804870 | 8.27 | 1 | 56 | • | | | | |
|  | 2'x4' | | | | | | | | | | |
| | 24GR-LD4-64-F1-UNV-L840-CD1-U | LED RECESSED TROFFER, 2 X 4, 6400 LUMEN, 4000K, 0 TO 10V DRIVER | 080083718511 | 20.5 | 1 | 28 | | | • | | |
| | 24GR-LD5-38-A-UNV-L840-CD1-U | 2X4 LED RECESSED TROFFER, 3800 LUMEN, 4000K CCT, 0 TO 10V DIMMING | 080083804856 | 19.9 | 1 | 30 | • | • | • | | • |
| | 24GR-LD5-38-F1-UNV-L835-CD1-U | LED RECESSED TROFFER, 2 X 4, 3800 LUMEN, 3500K, 0 TO 10V DRIVER | 080083798650 | 21 | 1 | 28 | | • | | | • |
| | 24GR-LD5-38-F1-UNV-L840-CD1-U | 2X4 RECESSED LED TROFFER, 3800 LUMEN, 4000K, 0 TO 10V DIM DRIVER | 080083798643 | 13 | 1 | 56 | • | | | | |
| | 24GR-LD5-38-F1-UNV-L850-CD1-U | LED RECESSED TROFFER, 2 X 4, 3800 LUMEN, 5000K, 0 TO 10V DRIVER | 080083804818 | 13 | 1 | 56 | • | | | | |
| | 24GR-LD5-48-F1-UNV-L835-CD1-U | LED RECESSED TROFFER, 2 X 4, 4800 LUMEN, 3500K, 0 TO 10V DRIVER | 080083798865 | 20.5 | 1 | 28 | • | • | • | • | • |
| | 24GR-LD5-48-F1-UNV-L840-CD1-U | LED RECESSED TROFFER, 2 X 4, 4800 LUMEN, 4000K, 0 TO 10V DRIVER | 080083797745 | 20.5 | 1 | 28 | • | • | • | • | • |
| | 24GR-LD5-48-F1-UNV-L850-CD1-U | LED RECESSED TROFFER, 2 X 4, 4800 LUMEN, 5000K, 0 TO 10V DRIVER | 080083804801 | 20.5 | 1 | 28 | • | | | | |
| | 24GR-LD5-64-F1-UNV-L835-CD1-U | 2X4 LED RECESSED TROFFER, 6400 LUMEN, 3500K, 0 TO 10V DRIVER | 080083798889 | 20.5 | 1 | 28 | | • | | | |
| | 24GR-LD5-64-F1-UNV-L840-CD1-U | 2X4 LED RECESSED TROFFER, 6400 LUMEN, 4000K, 0 TO 10V DRIVER | 080083798872 | 20.5 | 1 | 28 | | • | • | • | • |
| | 24GR-LD5-64-F1-UNV-L850-CD1-U | LED RECESSED TROFFER, 2 X 4, 6400 LUMEN, 5000K, 0 TO 10V DRIVER | 080083804825 | 20.5 | 1 | 28 | • | | | | |
| | 24GR-LD5-85-F1-UNV-L835-CD1-U | LED RECESSED TROFFER, 2 X 4, 8500 LUMEN, 3500K, 0 TO 10V DRIVER | 080083804849 | 20 | 1 | 28 | • | • | | | |
| | 24GR-LD5-85-F1-UNV-L840-CD1-U | LED RECESSED TROFFER, 2 X 4, 8500 LUMEN, 4000K, 0 TO 10V DRIVER | 080083804832 | 20 | 1 | 28 | • | • | | | |










★ Indicates ARRA Eligible Product Ⓢ Indicates EISA Compliant Pulse Start Products  Indicates MarketPro Product

Please reference the Cooper Lighting Stock Guide Terms and Conditions page. Pictures are a representation of product categories and may not illustrate the exact skus listed. Product information is subject to change without notice. Consult factory representative for additional information and inventory details. Visit www.cooperlighting.com for more product information.

| CATALOG NUMBER | DESCRIPTION | UPC CODE | WEIGHT | CASE QTY | PALLET QTY | | | | | ★ |  | | |
|--|---|---|--------------|----------|------------|----|----|----|----|---|---|---|---|
| | | | | | IL | CA | NJ | TX | GA | | | | |
| Encounter Series | | | | | | | | | | | | | |
|  | 2'x2' 22EN-LD2-25-UNV-L835-CD1-U | LED, 2'X2' ENCOUNTER, WAVESTREAM, 2500 LUMENS, 85 CRI, 3500K, UNV 0-10V DIMMING DRIVER. AVAILABLE Q1 2016 | 080083752409 | 15.2 | 1 | 18 | • | • | • | • | • | ★ |  |
| | 22EN-LD2-25-UNV-L840-CD1-U | LED, 2'X2' ENCOUNTER, WAVESTREAM, 2500 LUMENS, 85 CRI, 4000K, UNV 0-10V DIMMING DRIVER. AVAILABLE Q1 2016 | 080083752393 | 14.8 | 1 | 18 | • | • | • | • | • | ★ |  |
| | 22EN-LD2-34-UNV-L835-CD1-U | LED, 2'X2' ENCOUNTER, WAVESTREAM, 3400 LUMENS, 85 CRI, 3500K, UNV 0-10V DIMMING DRIVER. AVAILABLE Q1 2016 | 080083752324 | 14.6 | 1 | 40 | • | • | • | • | • | ★ |  |
| | 22EN-LD2-34-UNV-L840-CD1-U | LED, 2'X2' ENCOUNTER, WAVESTREAM, 3400 LUMENS, 85 CRI, 4000K, UNV 0-10V DIMMING DRIVER. AVAILABLE Q1 2016 | 080083752317 | 15 | 1 | 40 | • | • | • | • | • | ★ |  |
| | 22EN-LD2-25HP-UNV-L835-CD1-U | LED, 2'X2' ENCOUNTER HP, WAVESTREAM, 2500 LUMENS, 85 CRI, 3500K, UNV 0-10V DIMMING DRIVER, HIGH PERFORMANCE | 080083802425 | 14 | 1 | 18 | | | | | • | ★ | |
| | 22EN-LD2-25HP-UNV-L840-CD1-U | LED, 2'X2' ENCOUNTER HP, WAVESTREAM, 2500 LUMENS, 85 CRI, 4000K, UNV 0-10V DIMMING DRIVER, HIGH PERFORMANCE | 080083802418 | 14 | 1 | 18 | | | | | • | ★ | |
| | 22EN-LD2-34HP-UNV-L835-CD1-U | LED, 2'X2' ENCOUNTER HP, WAVESTREAM, 3400 LUMENS, 85 CRI, 3500K, UNV 0-10V DIMMING DRIVER, HIGH PERFORMANCE | 080083802449 | 14 | 1 | 18 | | | | | • | ★ | |
| | 22EN-LD2-34HP-UNV-L840-CD1-U | LED, 2'X2' ENCOUNTER HP, WAVESTREAM, 3400 LUMENS, 85 CRI, 4000K, UNV 0-10V DIMMING DRIVER, HIGH PERFORMANCE | 080083802432 | 14 | 1 | 18 | | | | | • | ★ | |
|  | 2'x4' 24EN-LD2-45-UNV-L835-CD1-U | LED, 2'X4' ENCOUNTER, WAVESTREAM, 4500 LUMENS, 85 CRI, 3500K, UNV 0-10V DIMMING DRIVER. AVAILABLE Q1 2016 | 080083752225 | 28 | 1 | 9 | • | • | • | • | • | ★ |  |
| | 24EN-LD2-45-UNV-L840-CD1-U | LED, 2'X4' ENCOUNTER, WAVESTREAM, 4500 LUMENS, 85 CRI, 4000K, UNV 0-10V DIMMING DRIVER. AVAILABLE Q1 2016 | 080083752218 | 28 | 1 | 9 | • | • | • | • | • | ★ |  |
| | 24EN-LD2-54-UNV-L835-CD1-U | LED, 2'X4' ENCOUNTER, WAVESTREAM, 5400 LUMENS, 85 CRI, 3500K, UNV 0-10V DIMMING DRIVER. AVAILABLE Q1 2016 | 080083753444 | 28 | 1 | 9 | • | • | • | • | • | ★ |  |
| | 24EN-LD2-54-UNV-L840-CD1-U | LED, 2'X4' ENCOUNTER, WAVESTREAM, 5400 LUMENS, 85 CRI, 4000K, UNV 0-10V DIMMING DRIVER. AVAILABLE Q1 2016 | 080083753437 | 25.4 | 1 | 20 | • | • | • | • | • | ★ |  |
| | 24EN-LD2-67-UNV-L835-CD1-U | LED, 2'X4' ENCOUNTER, WAVESTREAM, 6700 LUMENS, 85 CRI, 3500K, UNV 0-10V DIMMING DRIVER. AVAILABLE Q1 2016 | 080083752157 | 28 | 1 | 9 | • | • | • | • | • | ★ | |
| | 24EN-LD2-67-UNV-L840-CD1-U | LED, 2'X4' ENCOUNTER, WAVESTREAM, 6700 LUMENS, 85 CRI, 4000K, UNV 0-10V DIMMING DRIVER. AVAILABLE Q1 2016 | 080083753420 | 28 | 1 | 9 | • | • | • | • | • | ★ | |
| | 24EN-LD2-45HP-UNV-L835-CD1-U | LED, 2'X4' ENCOUNTER HP, WAVESTREAM, 4500 LUMENS, 85 CRI, 3500K, UNV 0-10V DIMMING DRIVER, HIGH PERFORMANCE | 080083802401 | 28 | 1 | 9 | | | | | • | ★ | |
| | 24EN-LD2-54HP-UNV-L835-CD1-U | LED, 2'X4' ENCOUNTER HP, WAVESTREAM, 5400 LUMENS, 85 CRI, 3500K, UNV 0-10V DIMMING DRIVER, HIGH PERFORMANCE | 080083802388 | 28 | 1 | 9 | | | | | • | ★ | |
| | 24EN-LD2-54HP-UNV-L840-CD1-U | LED, 2'X4' ENCOUNTER HP, WAVESTREAM, 5400 LUMENS, 85 CRI, 4000K, UNV 0-10V DIMMING DRIVER, HIGH PERFORMANCE | 080083802371 | 28 | 1 | 9 | | | | | • | ★ | |
| | 24EN-LD2-67HP-UNV-L835-CD1-U | LED, 2'X4' ENCOUNTER HP, WAVESTREAM, 6700 LUMENS, 85 CRI, 3500K, UNV 0-10V DIMMING DRIVER, HIGH PERFORMANCE | 080083804269 | 28 | 1 | 9 | | | | | • | ★ | |
| 24EN-LD2-67HP-UNV-L840-CD1-U | LED, 2'X4' ENCOUNTER HP, WAVESTREAM, 6700 LUMENS, 85 CRI, 4000K, UNV 0-10V DIMMING DRIVER, HIGH PERFORMANCE | 080083802456 | 28 | 1 | 9 | | | | | • | ★ | | |

★ Indicates ARRA Eligible Product ⓔ Indicates EISA Compliant Pulse Start Products  Indicates MarketPro Product

Please reference the Cooper Lighting Stock Guide Terms and Conditions page. Pictures are a representation of product categories and may not illustrate the exact skus listed. Product information is subject to change without notice. Consult factory representative for additional information and inventory details. Visit www.cooperlighting.com for more product information.

| CATALOG NUMBER | DESCRIPTION | UPC CODE | WEIGHT | CASE | | PALLET | | | | | |
|--|--|--|--------------|------|-----|--------|----|----|----|----|---|
| | | | | QTY | QTY | IL | CA | NJ | TX | GA | |
| SkyRidge Series | | | | | | | | | | | |
|  | 2'x2' 22SR-LD2-20-C-UNV-L835-CD1-U | LED, 2'X2' SKYRIDGE, WAVESTREAM, 2000 LUMENS, 85 CRI, 3500K, UNV 0-10V DIMMING DRIVER | 080083752638 | 14.6 | 1 | 32 | • | • | • | • | ★ |
| | 22SR-LD2-20-C-UNV-L840-CD1-U | LED, 2'X2' SKYRIDGE, WAVESTREAM, 2000 LUMENS, 85 CRI, 4000K, UNV 0-10V DIMMING DRIVER | 080083752621 | 14 | 1 | 16 | • | • | • | • | ★ |
| | 22SR-LD2-29-C-UNV-L835-CD1-U | LED, 2'X2' SKYRIDGE, WAVESTREAM, 2900 LUMENS, 85 CRI, 3500K, UNV 0-10V DIMMING DRIVER. AVAILABLE Q1 2016 | 080083752584 | 14 | 1 | 16 | • | • | • | • | ★  |
| | 22SR-LD2-29-C-UNV-L840-CD1-U | LED, 2'X2' SKYRIDGE, WAVESTREAM, 2900 LUMENS, 85 CRI, 4000K, UNV 0-10V DIMMING DRIVER. AVAILABLE Q1 2016 | 080083752577 | 14 | 1 | 16 | • | • | • | • | ★  |
|  | 2'x4' 24SR-LD2-39-C-UNV-L835-CD1-U | LED, 2'X4' SKYRIDGE, WAVESTREAM, 3900 LUMENS, 85 CRI, 3500K, UNV 0-10V DIMMING DRIVER. AVAILABLE Q1 2016 | 080083753468 | 28 | 1 | 8 | • | • | • | • | ★  |
| | 24SR-LD2-39-C-UNV-L840-CD1-U | LED, 2'X4' SKYRIDGE, WAVESTREAM, 3900 LUMENS, 85 CRI, 4000K, UNV 0-10V DIMMING DRIVER. AVAILABLE Q1 2016 | 080083752522 | 24.2 | 1 | 8 | • | • | • | • | ★  |
| | 24SR-LD2-48-C-UNV-L835-CD1-U | LED, 2'X4' SKYRIDGE, WAVESTREAM, 4800 LUMENS, 85 CRI, 3500K, UNV 0-10V DIMMING DRIVER. AVAILABLE Q1 2016 | 080083752492 | 24 | 1 | 4 | • | • | • | • | ★  |
| | 24SR-LD2-48-C-UNV-L840-CD1-U | LED, 2'X4' SKYRIDGE, WAVESTREAM, 4800 LUMENS, 85 CRI, 4000K, UNV 0-10V DIMMING DRIVER. AVAILABLE Q1 2016 | 080083752485 | 28 | 1 | 8 | • | • | • | • | ★  |
|  | SkyRidge Accessories | | | | | | | | | | |
| | STK-2-PL-10PK | 2' SKYTRIM, PEARL, 10 PACK | 080083713677 | 1.5 | 12 | 180 | • | • | • | • | ★ |
| STK-4-PL-10PK | 4' SKYTRIM, PEARL, 10 PACK | 080083715169 | 1.5 | 12 | 180 | • | • | • | • | ★ | |

★ Indicates ARRA Eligible Product ⓘ Indicates EISA Compliant Pulse Start Products  Indicates MarketPro Product

Please reference the Cooper Lighting Stock Guide Terms and Conditions page. Pictures are a representation of product categories and may not illustrate the exact skus listed. Product information is subject to change without notice. Consult factory representative for additional information and inventory details. Visit www.cooperlighting.com for more product information.

CATALOG
NUMBER

DESCRIPTION





UPC CODE WEIGHT CASE QTY PALLET QTY IL CA NJ TX GA

Recessed Direct / Indirect

Cruze Series










2'x2' LED

| | | | | | | | | | | | | |
|------------------------------|---|--------------|------|---|----|---|---|---|---|---|---|---|
| 22CZ-LD5-24-UNV-L835-CD1-U | LED, 2'X2' CRUZE, RIBBED FROSTED ACRYLIC LENS, 2400 LUMENS, 85 CRI, 3500K, UNV 0-10V DIMMING DRIVER | 080083796496 | 12.5 | 1 | 48 | • | • | • | • | • | • |  |
| 22CZ-LD5-24-UNV-L840-CD1-U | LED, 2'X2' CRUZE, RIBBED FROSTED ACRYLIC LENS, 2400 LUMENS, 85 CRI, 4000K, UNV 0-10V DIMMING DRIVER | 080083789368 | 12.5 | 1 | 48 | • | • | • | • | • | • |  |
| 22CZ-LD5-34-UNV-L835-CD1-U | 2X2 LED CRUZE, RIBBED FROSTED ACRYLIC LENS, 3400 LUMENS, 85 CRI, 3500K, UNV 0-10V DIMMING DRIVER | 080083796502 | 12.5 | 1 | 56 | • | • | • | • | • | • |  |
| 22CZ-LD5-34-UNV-L840-CD1-U | LED, 2'X2' CRUZE, RIBBED FROSTED ACRYLIC LENS, 3400 LUMENS, 85 CRI, 4000K, AND UNV 0-10V DIMMING DRIVER | 080083796489 | 16 | 1 | 56 | • | • | • | • | • | • |  |
| 22CZ-LD5-20SE-UNV-L835-CD1-U | LED, 2'X2' CRUZE SE, RIBBED FROSTED ACRYLIC LENS, 2000 LUMENS, 85 CRI, 3500K, UNV 0-10V DIMMING DRIVER | 080083789740 | 12.5 | 1 | 48 | • | • | • | • | • | • | |
| 22CZ-LD5-20SE-UNV-L840-CD1-U | LED, 2'X2' CRUZE SE, RIBBED FROSTED ACRYLIC LENS, 2000 LUMENS, 85 CRI, 4000K, UNV 0-10V DIMMING DRIVER | 080083789726 | 12.5 | 1 | 48 | • | • | • | • | • | • | |
| 22CZ-LD5-24SE-UNV-L835-CD1-U | 2X2 LED CRUZE, RIBBED FROSTED ACRYLIC LENS, 2400 LUMENS, SE, 85 CRI, 3500K, UNV 0-10V DIMMING DRIVER | 080083795031 | 12.5 | 1 | 48 | • | • | • | • | • | • | |
| 22CZ-LD5-24SE-UNV-L840-CD1-U | LED, 2'X2' CRUZE, RIBBED FROSTED ACRYLIC LENS, 2400 LUMENS, SE, 85 CRI, 4000K, UNV 0-10V DIMMING DRIVER | 080083795024 | 15.8 | 1 | 48 | • | • | • | • | • | • | |
| 22CZ-LD5-32SE-UNV-L835-CD1-U | LED, 2'X2' CRUZE SE, RIBBED FROSTED ACRYLIC LENS, 3200 LUMENS, 85 CRI, 3500K, UNV 0-10V DIMMING DRIVER | 080083794997 | 12.5 | 1 | 48 | • | • | • | • | • | • | |
| 22CZ-LD5-32SE-UNV-L840-CD1-U | LED, 2'X2' CRUZE, RIBBED FROSTED ACRYLIC LENS, 3200 LUMENS, SE, 85 CRI, 4000K, UNV 0-10V DIMMING DRIVER | 080083794980 | 12.5 | 1 | 48 | • | • | • | • | • | • | |
| 22CZ-LD5-39SE-UNV-L835-CD1-U | LED, 2'X2' CRUZE SE, RIBBED FROSTED ACRYLIC LENS, 3900 LUMENS, 85 CRI, 3500K, UNV 0-10V DIMMING DRIVER | 080083789719 | 12.5 | 1 | 48 | • | • | • | • | • | • | |
| 22CZ-LD5-39SE-UNV-L840-CD1-U | LED, 2'X2' CRUZE SE, RIBBED FROSTED ACRYLIC LENS, 3900 LUMENS, 85 CRI, 4000K, UNV 0-10V DIMMING DRIVER | 080083789702 | 12.5 | 1 | 48 | • | • | • | • | • | • | |
| 22CZ-LD5-44SE-UNV-L835-CD1-U | LED, 2'X2' CRUZE SE, RIBBED FROSTED ACRYLIC LENS, 4400 LUMENS, 85 CRI, 3500K, UNV 0-10V DIMMING DRIVER | 080083789696 | 12.5 | 1 | 48 | • | • | • | • | • | • | |
| 22CZ-LD5-44SE-UNV-L840-CD1-U | LED, 2'X2' CRUZE SE, RIBBED FROSTED ACRYLIC LENS, 4400 LUMENS, 85 CRI, 4000K, UNV 0-10V DIMMING DRIVER | 080083789689 | 12.5 | 1 | 48 | • | • | • | • | • | • | |


★ Indicates ARRA Eligible Product ⓔ Indicates EISA Compliant Pulse Start Products  Indicates MarketPro Product

Please reference the Cooper Lighting Stock Guide Terms and Conditions page. Pictures are a representation of product categories and may not illustrate the exact skus listed. Product information is subject to change without notice. Consult factory representative for additional information and inventory details. Visit www.cooperlighting.com for more product information.

| CATALOG NUMBER | DESCRIPTION | UPC CODE | WEIGHT | CASE QTY | PALLET | | | | | |
|---|---|--------------|--------|----------|--------|----|----|----|----|---|
| | | | | | IL | CA | NJ | TX | GA | |
|  2'x4' LED | | | | | | | | | | |
| 24CZ-LD5-40-UNV-L835-CD1-U | 2X4 LED CRUZE, RIBBED FROSTED ACRYLIC LENS, 4000 LUMENS, 85 CRI, 3500K, UNV 0-10V DIMMING DRIVER | 080083793792 | 20.5 | 1 | 28 | • | • | • | • |  |
| 24CZ-LD5-40-UNV-L840-CD1-U | LED, 2'X4' CRUZE, RIBBED FROSTED ACRYLIC LENS, 4000 LUMENS, 85 CRI, 4000K, AND UNV 0-10V DIMMING DRIVER | 080083793785 | 27.5 | 1 | 28 | • | • | • | • |  |
| 24CZ-LD5-50-UNV-L835-CD1-U | LED, 2'X4' CRUZE, RIBBED FROSTED ACRYLIC LENS, 5000 LUMENS, 85 CRI, 3500K, UNV 0-10V DIMMING DRIVER | 080083793778 | 27.9 | 1 | 28 | • | • | • | • |  |
| 24CZ-LD5-50-UNV-L840-CD1-U | LED, 2'X4' CRUZE, RIBBED FROSTED ACRYLIC LENS, 5000 LUMENS, 85 CRI, 4000K, AND UNV 0-10V DIMMING DRIVER | 080083793761 | 20.5 | 1 | 28 | • | • | • | • |  |
| 24CZ-LD5-30SE-UNV-L835-CD1-U | LED, 2'X2' CRUZE SE, RIBBED FROSTED ACRYLIC LENS, 3000 LUMENS, 85 CRI, 3500K, UNV 0-10V DIMMING DRIVER | 080083789672 | 20.5 | 1 | 28 | • | • | • | • | |
| 24CZ-LD5-30SE-UNV-L840-CD1-U | LED, 2'X2' CRUZE SE, RIBBED FROSTED ACRYLIC LENS, 3000 LUMENS, 85 CRI, 4000K, UNV 0-10V DIMMING DRIVER | 080083789665 | 20.5 | 1 | 28 | • | • | • | • | |
| 24CZ-LD5-35SE-UNV-L835-CD1-U | LED, 2'X2' CRUZE SE, RIBBED FROSTED ACRYLIC LENS, 3500 LUMENS, 85 CRI, 3500K, UNV 0-10V DIMMING DRIVER | 080083789658 | 20.5 | 1 | 28 | • | • | • | • | |
| 24CZ-LD5-35SE-UNV-L840-CD1-U | LED, 2'X2' CRUZE SE, RIBBED FROSTED ACRYLIC LENS, 3500 LUMENS, 85 CRI, 4000K, UNV 0-10V DIMMING DRIVER | 080083789641 | 20.5 | 1 | 28 | • | • | • | • | |
| 24CZ-LD5-40SE-UNV-L835-CD1-U | LED, 2'X2' CRUZE SE, RIBBED FROSTED ACRYLIC LENS, 4000 LUMENS, 85 CRI, 3500K, UNV 0-10V DIMMING DRIVER | 080083786473 | 20.5 | 1 | 28 | • | • | • | • |  |
| 24CZ-LD5-40SE-UNV-L840-CD1-U | LED, 2'X2' CRUZE SE, RIBBED FROSTED ACRYLIC LENS, 4000 LUMENS, 85 CRI, 4000K, UNV 0-10V DIMMING DRIVER | 080083787265 | 20.5 | 1 | 28 | • | • | • | • |  |
| 24CZ-LD5-45SE-UNV-L835-CD1-U | LED, 2'X2' CRUZE SE, RIBBED FROSTED ACRYLIC LENS, 4500 LUMENS, 85 CRI, 3500K, UNV 0-10V DIMMING DRIVER | 080083789634 | 20.5 | 1 | 28 | • | • | • | • | |
| 24CZ-LD5-45SE-UNV-L840-CD1-U | LED, 2'X2' CRUZE SE, RIBBED FROSTED ACRYLIC LENS, 4500 LUMENS, 85 CRI, 4000K, UNV 0-10V DIMMING DRIVER | 080083789627 | 20.5 | 1 | 28 | • | • | • | • | |
| 24CZ-LD5-50SE-UNV-L835-CD1-U | LED, 2'X2' CRUZE SE, RIBBED FROSTED ACRYLIC LENS, 5000 LUMENS, 85 CRI, 3500K, UNV 0-10V DIMMING DRIVER | 080083791477 | 20.5 | 1 | 28 | • | • | • | • | |
| 24CZ-LD5-50SE-UNV-L840-CD1-U | 2X4 LED CRUZE, RIBBED FROSTED ACRYLIC LENS, 5000 LUMENS, SE, 85 CRI, 4000K, UNV 0-10V DIMMING DRIVER | 080083791460 | 20.5 | 1 | 28 | • | • | • | • | |



★ Indicates ARRA Eligible Product ⓔ Indicates EISA Compliant Pulse Start Products  Indicates MarketPro Product

Please reference the Cooper Lighting Stock Guide Terms and Conditions page. Pictures are a representation of product categories and may not illustrate the exact skus listed. Product information is subject to change without notice. Consult factory representative for additional information and inventory details. Visit www.cooperlighting.com for more product information.

| CATALOG NUMBER | DESCRIPTION | UPC CODE | WEIGHT | CASE QTY | PALLET QTY | IL | CA | NJ | TX | GA | |
|--|--|--|--------------|----------|------------|----|----|----|----|----|---|
| Cruze Retrofit Kit | | | | | | | | | | | |
|  | 2'x2' LED | | | | | | | | | | |
| | 22CZRK-LD4-24-UNV-L835-CD1-U | 2X2 LED CRUZE RETROFIT KIT, RIBBED FROSTED ACRYLIC LENS, 2400 LUMENS, 85 CRI, 3500K, AND UNV 0-10V DIMMING DRIVER | 080083771318 | 14.8 | 1 | 72 | • | | | | • |
| | 22CZRK-LD4-24-UNV-L840-CD1-U | 2X2 LED CRUZE RETROFIT KIT, RIBBED FROSTED ACRYLIC LENS, 2400 LUMENS, 85 CRI, 4000K, AND UNV 0-10V DIMMING DRIVER | 080083771325 | 14.8 | 1 | 72 | • | | | | • |
| | 22CZRK-LD4-34-UNV-L835-CD1-U | 2X2 LED CRUZE RETROFIT KIT, RIBBED FROSTED ACRYLIC LENS, 3400 LUMENS, 85 CRI, 3500K, AND UNV 0-10V DIMMING DRIVER | 080083771349 | 14.8 | 1 | 72 | • | | | | • |
| | 22CZRK-LD4-34-UNV-L840-CD1-U | 2X2 LED CRUZE RETROFIT KIT, RIBBED FROSTED ACRYLIC LENS, 3400 LUMENS, 85 CRI, 4000K, AND UNV 0-10V DIMMING DRIVER | 080083771356 | 14.8 | 1 | 72 | • | | | | • |
| | 22CZRK-LD4-34HP-UNV-L835-CD1-U | 2X2 LED CRUZE RETROFIT KIT, RIBBED FROSTED ACRYLIC LENS, 3400 LUMENS, 85 CRI, 3500K, AND UNV 0-10V DIMMING DRIVER - HIGH PERFORMANCE | 080083777280 | 14.8 | 1 | 36 | • | | | | • |
| 22CZRK-LD4-34HP-UNV-L840-CD1-U | 2X2 LED CRUZE RETROFIT KIT, RIBBED FROSTED ACRYLIC LENS, 3400 LUMENS, 85 CRI, 4000K, AND UNV 0-10V DIMMING DRIVER - HIGH PERFORMANCE | 080083777297 | 14.8 | 1 | 36 | • | | | | • | |

| | | | | | | | | | | | |
|--|---|--|--------------|------|----|----|---|--|--|---|---|
|  | 2'x4' LED | | | | | | | | | | |
| | 24CZRK-LD4-40-UNV-L835-CD1-U | LED, 2'X4' CRUZE RETROFIT KIT, RIBBED FROSTED ACRYLIC LENS, 4000 LUMENS, 85 CRI, 3500K, UNV 0-10V DIMMING DRIVER | 080083771363 | 20.7 | 1 | 22 | • | | | | • |
| | 24CZRK-LD4-40-UNV-L840-CD1-U | LED, 2'X4' CRUZE RETROFIT KIT, RIBBED FROSTED ACRYLIC LENS, 4000 LUMENS, 85 CRI, 4000K, UNV 0-10V DIMMING DRIVER | 080083771370 | 20.7 | 1 | 22 | | | | | • |
| | 24CZRK-LD4-50-UNV-L835-CD1-U | 2X4 LED CRUZE RETROFIT KIT, RIBBED FROSTED ACRYLIC LENS, 5000 LUMENS, 85 CRI, 3500K, AND UNV 0-10V DIMMING DRIVER | 080083771387 | 20.7 | 1 | 22 | • | | | | • |
| | 24CZRK-LD4-50-UNV-L840-CD1-U | 2X4 LED CRUZE RETROFIT KIT, RIBBED FROSTED ACRYLIC LENS, 5000 LUMENS, 85 CRI, 4000K, AND UNV 0-10V DIMMING DRIVER | 080083771394 | 20.7 | 1 | 22 | • | | | | • |
| | 24CZRK-LD4-40HP-UNV-L835-CD1-U | 2X4 LED CRUZE RETROFIT KIT, RIBBED FROSTED ACRYLIC LENS, 4000 LUMENS, 85 CRI, 3500K, AND UNV 0-10V DIMMING DRIVER - HIGH PERFORMANCE | 080083777303 | 20.7 | 1 | 22 | • | | | | • |
| | 24CZRK-LD4-40HP-UNV-L840-CD1-U | 2X4 LED CRUZE RETROFIT KIT, RIBBED FROSTED ACRYLIC LENS, 4000 LUMENS, 85 CRI, 4000K, AND UNV 0-10V DIMMING DRIVER - HIGH PERFORMANCE | 080083777310 | 20.7 | 1 | 22 | • | | | | • |
| | 24CZRK-LD4-50HP-UNV-L835-CD1-U | 2X4 LED CRUZE RETROFIT KIT, RIBBED FROSTED ACRYLIC LENS, 5000 LUMENS, 85 CRI, 3500K, AND UNV 0-10V DIMMING DRIVER - HIGH PERFORMANCE | 080083777327 | 20.7 | 1 | 22 | • | | | | • |
| 24CZRK-LD4-50HP-UNV-L840-CD1-U | LED, 2'X4' CRUZE RETROFIT KIT, RIBBED FROSTED ACRYLIC LENS, 5000 LUMENS, 85 CRI, 4000K, AND UNV 0-10V DIMMING DRIVER - HIGH PERFORMANCE | 080083777334 | 20.7 | 1 | 22 | | | | | • | |

RDI Ovation Series

| | | | | | | | | | | | |
|--|-----------------------------|--|--------------|-------|---|----|---|---|--|--|---|
|  | 2'x2' - Center Mount | | | | | | | | | | |
| | 2RDI-217RP-UNV-EB81-U | 2 LAMP, 2'X2' ROUND PERFORATED LAMP SHIELDS, CENTER MOUNT, CEE LISTED ELECTRONIC BALLAST, T8 | 622696299461 | 14.2 | 1 | 28 | • | | | | ★ |
| | 2RDI-317RP-UNV-EB81-U | 3 LAMP, 2'X2' ROUND PERFORATED LAMP SHIELDS, CENTER MOUNT, CEE LISTED ELECTRONIC BALLAST, T8 | 662401814206 | 5.706 | 1 | 28 | | | | | ★ |
|  | 2'x4' - Center Mount | | | | | | | | | | |
| | 2RDI-228T5RP-UNV-EBT1-U | 2 LAMP, 2'X4' ROUND PERFORATED LAMP SHIELD, CENTER MOUNT, CEE LISTED ELECTRONIC BALLAST, T5 | 622697241193 | 23.36 | 1 | 14 | • | • | | | ★ |
| | 2RDI-232RP-UNV-EB81-U | 2 LAMP, 2'X4' ROUND PERFORATED LAMP SHIELD, CENTER MOUNT, CEE LISTED ELECTRONIC BALLAST, T8 | 622696409877 | 36 | 1 | 8 | • | • | | | ★ |
| | 2RDI-332RP-UNV-EB81-U | 3 LAMP, 2'X4' ROUND PERFORATED LAMP SHIELD, CENTER MOUNT, CEE LISTED ELECTRONIC BALLAST, T8 | 662401732708 | 36 | 1 | 16 | | | | | ★ |




★ Indicates ARRA Eligible Product ⓔ Indicates EISA Compliant Pulse Start Products  Indicates MarketPro Product

Please reference the Cooper Lighting Stock Guide Terms and Conditions page. Pictures are a representation of product categories and may not illustrate the exact skus listed. Product information is subject to change without notice. Consult factory representative for additional information and inventory details. Visit www.cooperlighting.com for more product information.

| CATALOG NUMBER | DESCRIPTION | UPC CODE | WEIGHT | CASE PALLET | | | | | |
|--------------------|---|--------------|--------|-------------|-----|----|----|----|----|
| | | | | QTY | QTY | IL | CA | NJ | TX |
| Recessed FP | | | | | | | | | |
| 1x4 | | | | | | | | | |
| 14FP3830C9 | LED, 1'X4' RECESSED PANEL, 3800 LUMEN, 3000K, 90 CRI, 0-10V CONTINUOUS DIMMING DRIVER | 080083801824 | 12.41 | 1 | 34 | ● | ● | ● | ● |
| 14FP4235C | LED, 1'X4' RECESSED PANEL, 4200 LUMEN, 3500K, 80 CRI, 0-10V CONTINUOUS DIMMING DRIVER | 080083801800 | 12.41 | 1 | 34 | ● | ● | ● | ● |
| 14FP4240C | LED, 1'X4' RECESSED PANEL, 4200 LUMEN, 4000K, 80 CRI, 0-10V CONTINUOUS DIMMING DRIVER | 080083801763 | 12.41 | 1 | 34 | ● | ● | ● | ● |
| 14FP4250C | LED, 1'X4' RECESSED PANEL, 4200 LUMEN, 5000K, 80 CRI, 0-10V CONTINUOUS DIMMING DRIVER | 080083801787 | 12.41 | 1 | 34 | ● | ● | ● | ● |
| FPSURF14 | 1X4 FP SURFACE MOUNT KIT | 080083802708 | 2.63 | 10 | 20 | ● | ● | ● | ● |
| 2x2 | | | | | | | | | |
| 22FP2830C9 | LED, 2'X2' RECESSED PANEL, 2800 LUMEN, 3000K, 90 CRI, 0-10V CONTINUOUS DIMMING DRIVER | 080083801886 | 11.81 | 1 | 34 | ● | ● | ● | ● |
| 22FP3235C | LED, 2'X2' RECESSED PANEL, 3200 LUMEN, 3500K, 80 CRI, 0-10V CONTINUOUS DIMMING DRIVER | 080083801749 | 11.81 | 1 | 34 | ● | ● | ● | ● |
| 22FP3240C | LED, 2'X2' RECESSED PANEL, 3200 LUMEN, 4000K, 80 CRI, 0-10V CONTINUOUS DIMMING DRIVER | 080083801725 | 11.81 | 1 | 34 | ● | ● | ● | ● |
| 22FP3250C | LED, 2'X2' RECESSED PANEL, 3200 LUMEN, 5000K, 80 CRI, 0-10V CONTINUOUS DIMMING DRIVER | 080083801862 | 11.81 | 1 | 34 | ● | ● | ● | ● |
| 22FP3830C9 | LED, 2'X2' RECESSED PANEL, 3800 LUMEN, 3000K, 90 CRI, 0-10V CONTINUOUS DIMMING DRIVER | 080083801848 | 11.81 | 1 | 34 | ● | ● | ● | ● |
| 22FP4235C | LED, 2'X2' RECESSED PANEL, 4200 LUMEN, 3500K, 80 CRI, 0-10V CONTINUOUS DIMMING DRIVER | 080083801565 | 11.81 | 1 | 34 | ● | ● | ● | ● |
| 22FP4240C | LED, 2'X2' RECESSED PANEL, 4200 LUMEN, 4000K, 80 CRI, 0-10V CONTINUOUS DIMMING DRIVER | 080083801688 | 11.81 | 1 | 34 | ● | ● | ● | ● |
| 22FP4250C | LED, 2'X2' RECESSED PANEL, 4200 LUMEN, 5000K, 80 CRI, 0-10V CONTINUOUS DIMMING DRIVER | 080083801701 | 11.81 | 1 | 34 | ● | ● | ● | ● |
| FPSURF22 | 2X2 FP SURFACE MOUNT KIT | 080083802722 | 2.21 | 10 | 40 | ● | ● | ● | ● |
| FPSUS2 | 2X2 FP SUSPENSION KIT | 080083802784 | 0.75 | 20 | 800 | ● | ● | ● | ● |
| 2x4 | | | | | | | | | |
| 24FP3830C9 | LED, 2'X4' RECESSED PANEL, 3800 LUMEN, 3000K, 90 CRI, 0-10V CONTINUOUS DIMMING DRIVER | 080083801909 | 21.84 | 1 | 17 | ● | ● | ● | ● |
| 24FP4735C | LED, 2'X4' RECESSED PANEL, 4700 LUMEN, 3500K, 80 CRI, 0-10V CONTINUOUS DIMMING DRIVER | 080083801466 | 21.84 | 1 | 17 | ● | ● | ● | ● |
| 24FP4740C | LED, 2'X4' RECESSED PANEL, 4700 LUMEN, 4000K, 80 CRI, 0-10V CONTINUOUS DIMMING DRIVER | 080083801480 | 21.84 | 1 | 17 | ● | ● | ● | ● |
| 24FP4750C | LED, 2'X4' RECESSED PANEL, 4700 LUMEN, 5000K, 80 CRI, 0-10V CONTINUOUS DIMMING DRIVER | 080083801503 | 21.84 | 1 | 17 | ● | ● | ● | ● |
| 24FP5830C9 | LED, 2'X4' RECESSED PANEL, 5800 LUMEN, 3000K, 90 CRI, 0-10V CONTINUOUS DIMMING DRIVER | 080083801923 | 21.84 | 1 | 17 | ● | ● | ● | ● |
| 24FP6435C | LED, 2'X4' RECESSED PANEL, 6400 LUMEN, 3500K, 80 CRI, 0-10V CONTINUOUS DIMMING DRIVER | 080083801527 | 21.84 | 1 | 17 | ● | ● | ● | ● |
| 24FP6440C | LED, 2'X4' RECESSED PANEL, 6400 LUMEN, 4000K, 80 CRI, 0-10V CONTINUOUS DIMMING DRIVER | 080083801541 | 21.84 | 1 | 17 | ● | ● | ● | ● |
| 24FP6450C | LED, 2'X4' RECESSED PANEL, 6400 LUMEN, 5000K, 80 CRI, 0-10V CONTINUOUS DIMMING DRIVER | 080083800704 | 21.84 | 1 | 17 | ● | ● | ● | ● |
| FPSURF24 | 2X4 FP SURFACE MOUNT KIT | 080083802746 | 3.04 | 10 | 150 | ● | ● | ● | ● |

★ Indicates ARRA Eligible Product Ⓢ Indicates EISA Compliant Pulse Start Products  Indicates MarketPro Product

Please reference the Cooper Lighting Stock Guide Terms and Conditions page. Pictures are a representation of product categories and may not illustrate the exact skus listed. Product information is subject to change without notice. Consult factory representative for additional information and inventory details. Visit www.cooperlighting.com for more product information.

| CATALOG NUMBER | DESCRIPTION | UPC CODE | WEIGHT | CASE | | PALLET | | | | | |
|--|-------------|---|--------------|-------|-----|--------|----|----|----|----|---|
| | | | | QTY | QTY | IL | CA | NJ | TX | GA | |
| RTC | | | | | | | | | | | |
|  | 1x4 | | | | | | | | | | |
| | 14RTC3440 | 1X4, 3400 LUMENS, 4000K, 80 CRI (MIN), 0-10V DIMMING TO 5 PCT | 080083802579 | 10.2 | 1 | 36 | • | • | • | • | • |
| | 14RTC3435 | 1X4, 3400 LUMENS, 3500K, 80 CRI (MIN), 0-10V DIMMING TO 5 PCT | 080083802562 | 10.2 | 1 | 24 | • | • | • | • | • |
|  | 2x2 | | | | | | | | | | |
| | 22RTC3435 | 2X2, 3400 LUMENS, 3500K, 80 CRI (MIN), 0-10V DIMMING TO 5 PCT | 080083802586 | 11 | 1 | 24 | • | • | • | • | • |
| | 22RTC3440 | 2X2, 3400 LUMENS, 4000K, 80 CRI (MIN), 0-10V DIMMING TO 5 PCT | 080083802593 | 11 | 1 | 24 | • | • | • | • | • |
| | 22RTC4835 | 2X2, 4800 LUMENS, 3500K, 80 CRI (MIN), 0-10V DIMMING TO 5 PCT | 080083802609 | 11 | 1 | 24 | • | • | • | • | • |
| | 22RTC4840 | 2X4, 4800 LUMENS, 4000K, 80 CRI (MIN), 0-10V DIMMING TO 5 PCT | 080083802616 | 11 | 1 | 24 | • | • | • | • | • |
|  | 2x4 | | | | | | | | | | |
| | 24RTC4835 | 2X4, 4800 LUMENS, 3500K, 80 CRI (MIN), 0-10V DIMMING TO 5 PCT | 080083802623 | 17.42 | 1 | 12 | • | • | • | • | • |
| | 24RTC4840 | 2X4 LED TROFFER, 4800 LUMENS, 4000K, 80 CRI (MIN), 0-10V DIMMING TO 5 PCT | 080083802630 | 17.42 | 1 | 12 | • | • | • | • | • |
| | 24RTC6835 | 2X4, 6800 LUMENS, 3500K, 80 CRI (MIN), 0-10V DIMMING TO 5 PCT | 080083802647 | 17.42 | 1 | 12 | • | • | • | • | • |
| | 24RTC6840 | 2X4, 6800 LUMENS, 4000K, 80 CRI (MIN), 0-10V DIMMING TO 5 PCT | 080083802654 | 17.42 | 1 | 12 | • | • | • | • | • |

Accessory

Accessory

| | | | | | | | | | | | |
|-------------------------------|---|--------------|-------|------|-------|---|---|---|---|---|---|
| A12-100-22GP-U | 2'X2' #12 LENS FOR G, GR8, GC & GC8 SERIES | 662400106357 | 1.526 | 5 | 300 | • | • | • | • | • | ★ |
| A12-100-242G-U | 2'X4' #12 LENS FOR G, GR8, GC & GC8 SERIES | 662400106227 | 2.151 | 10 | 200 | • | • | • | • | • | ★ |
| A12-125-24GC-U | 2'X4' #12 .125 LENS FOR G, GR8, GC & GC8 SERIES | 662400230144 | 2.8 | 200 | 200 | • | • | • | • | • | ★ |
| EQ-CLIP-U | T-BAR SAFETY CLIP FOR TROFFERS AND OVATION SERIES - ORDER 4 PER FIXTURE | 662400107194 | 0.011 | 4000 | 80000 | • | • | • | • | • | ★ |
| FCS-22W-U | 2'X2' WHITE STEEL FLANGE KIT FOR G, GR8, GC8, GR5 | 662400105978 | 3.867 | 1 | 418 | • | • | • | • | • | ★ |
| FCS-24W-U | 2'X4' WHITE STEEL FLANGE KIT, FOR 2G, 2GR8, 2GC8 & 2GR5 SERIES | 662400105985 | 2.806 | 1 | 418 | • | • | • | • | • | ★ |
| FCTKA-22W-U | 2'X2' WHITE STEEL FLANGE KIT FOR 2GR8, 2GC8 & 2GR5 SERIES | 080083617166 | 2.1 | 1 | 1 | • | • | • | • | • | ★ |
| FCTKA-24W-U | 2'X4' WHITE STEEL FLANGE KIT FOR 2GR8, 2GC8 & 2GR5 SERIES | 080083608423 | 2.635 | 1 | 200 | • | • | • | • | • | ★ |
| 2GR8-4-A-W/SPGL-FRM | 2'X4' REPLACEMENT FRAME & LENS FOR 2G & 2GR8 SERIES | 622697133917 | 4.4 | 6 | 48 | • | • | • | • | • | ★ |
| T3A-END-E.Q.BRACKET-PARTS-BAG | EQ CLIPS FOR USE ON FIXTURE ENDS. INCLUDES FOUR SCREWS AND BRACKETS. | 662400107279 | 0.154 | 24 | 1536 | • | • | • | • | • | ★ |

Surface SWLED

LED

| | | | | | | | | | | | |
|---|--|--------------|------|---|----|---|---|---|---|---|---|
| 4SWLED-LD4-40SL-LW-UNV-L840-CD1-SVPD2-U | 4 FT., LINEAR LED LUMINAIRE, 4000 LUMENS, 4000K, 0 - 10V DIMMABLE DRIVER | 080083770304 | 17.8 | 1 | 28 | • | • | • | • | • | ★ |
|---|--|--------------|------|---|----|---|---|---|---|---|---|

Surface Mount Kit



| | | | | | | | | | | | |
|--------------|--|--------------|------|---|----|---|---|---|---|---|---|
| 2'x2' | | | | | | | | | | | |
| SK-22-W/S | 2' X 2' UNIVERSAL SURFACE MOUNT KIT, SHALLOW | 080083719402 | 12.4 | 1 | 16 | • | • | • | • | • | ★ |
| SK-22-W/T | 2' X 2' UNIVERSAL SURFACE MOUNT KIT, TALL | 080083719396 | 14.1 | 1 | 14 | • | • | • | • | • | ★ |



| | | | | | | | | | | | |
|--------------|--|--------------|------|---|---|---|---|---|---|---|---|
| 2'x4' | | | | | | | | | | | |
| SK-24-W/S | 2' X 4' UNIVERSAL SURFACE MOUNT KIT, SHALLOW | 080083719389 | 21.3 | 1 | 7 | • | • | • | • | • | ★ |
| SK-24-W/T | 2' X 4' UNIVERSAL SURFACE MOUNT KIT, TALL | 080083719372 | 23.9 | 1 | 7 | • | • | • | • | • | ★ |

★ Indicates ARRA Eligible Product Ⓢ Indicates EISA Compliant Pulse Start Products  Indicates MarketPro Product

Please reference the Cooper Lighting Stock Guide Terms and Conditions page. Pictures are a representation of product categories and may not illustrate the exact skus listed. Product information is subject to change without notice. Consult factory representative for additional information and inventory details. Visit www.cooperlighting.com for more product information.

| CATALOG NUMBER | DESCRIPTION | UPC CODE | WEIGHT | CASE PALLET | | | | |
|----------------|-------------|----------|--------|-------------|-----|----|----|----|
| | | | | QTY | QTY | IL | CA | NJ |

Modular Surface














| | | | | | | | | | | | |
|--------------------------------------|--|--------------|--------|---|----|---|--|--|--|--|---|
| 2'x2' 2M-2U6T8A-UNV-EB81-U | 2 U-LAMP, 2'X2' SURFACE MODULAR, CEE LISTED ELECTRONIC BALLAST, T8 | 662401879502 | 11.232 | 1 | 48 | ● | | | | | ★ |
|--------------------------------------|--|--------------|--------|---|----|---|--|--|--|--|---|

Linear LED








| WSL | | | | | | | | | | | |
|--------------------------------|--|--------------|----|---|----|--|--|--|--|---|---|
| 4WSL-LD2-40-SRS-UNV-L835-CD1-U | LED, 4', WSL LINEAR, WAVESTREAM, 4000 LUMENS, 85 CRI, 3500K, UNV 0-10V DIMMING DRIVER. | 080083779567 | 13 | 1 | 24 | | | | | ● | ★ |
| 4WSL-LD2-40-SRS-UNV-L840-CD1-U | LED, 4', WSL LINEAR, WAVESTREAM, 4000 LUMENS, 85 CRI, 4000K, UNV 0-10V DIMMING DRIVER. | 080083779659 | 13 | 1 | 24 | | | | | ● | ★ |
| 8WSL-LD2-80-SRS-UNV-L835-CD1-U | LED, 8', WSL LINEAR, WAVESTREAM, 8000 LUMENS, 85 CRI, 3500K, UNV 0-10V DIMMING DRIVER. | 080083779550 | 26 | 1 | 24 | | | | | ● | ★ |
| 8WSL-LD2-80-SRS-UNV-L840-CD1-U | LED, 8', WSL LINEAR, WAVESTREAM, 8000 LUMENS, 85 CRI, 4000K, UNV 0-10V DIMMING DRIVER. | 080083779642 | 26 | 1 | 24 | | | | | ● | ★ |


Wraparound

| CATALOG NUMBER | DESCRIPTION | UPC CODE | WEIGHT | CASE QTY | PALLET QTY | IL | CA | NJ | TX | GA | |
|--|--|--------------|--------|----------|------------|----|----|----|----|----|---|
| Commercial Wraparound | | | | | | | | | | | |
|  | 4' LED Frost | | | | | | | | | | |
| 4WNLED-LD1-54-F-UNV-L835-CD1-U | 4 FT. LINEAR LED WRAP W FROST LENS, 5400 LUMENS, 3500K, 0-10V DRIVER | 080083749799 | 11 | 1 | 64 | • | • | • | • | • | ★ |
| 4WNLED-LD4-40SL-F-UNV-L835-CD1-U | 4 FT., LINEAR LED STRIPLIGHT, 4000 LUMENS, 3500K, 0 - 10V DIMMABLE DRIVER | 080083756872 | 4.6 | 1 | 80 | • | • | • | • | • | ★  |
| 4WNLED-LD4-40SL-F-UNV-L840-CD1-U | 4 FT., LINEAR LED STRIPLIGHT, 4000 LUMENS, 4000K, 0 - 10V DIMMABLE DRIVER | 080083756889 | 11 | 1 | 80 | • | • | • | • | • | ★  |
| 4WNLED-LD4-50SL-F-UNV-L835-CD1-U | 4 FT., LINEAR LED STRIPLIGHT, 5000 LUMENS, 3500K, 0 - 10V DIMMABLE DRIVER | 080083756896 | 10.1 | 1 | 80 | • | • | • | • | • | ★ |
| 4WNLED-LD4-50SL-F-UNV-L840-CD1-U | 4 FT., LINEAR LED STRIPLIGHT, 5000 LUMENS, 4000K, 0 - 10V DIMMABLE DRIVER | 080083756902 | 11 | 1 | 80 | • | • | • | • | • | ★  |
| 4WSNLED-LD4-44SL-F-UNV-L835-CD1-U | 4 FT., LINEAR LED STRIPLIGHT, 4400 LUMENS, 3500K, 0 - 10V DIMMABLE DRIVER | 080083804894 | 6.1 | 1 | 80 | • | • | • | • | • | ★ |
| 4WSNLED-LD4-44SL-F-UNV-L840-CD1-U | 4 FT., LINEAR LED STRIPLIGHT, 4400 LUMENS, 4000K, 0 - 10V DIMMABLE DRIVER | 080083804887 | 11.15 | 1 | 80 | • | • | • | • | • | ★ |
|  | 2' - 2 Lamp | | | | | | | | | | |
| WN-217A-UNV-EB81-U | 2 LAMP, 2' WRAPAROUND, CEE LISTED ELECTRONIC BALLAST, T8 | 080083518852 | 4.154 | 1 | 180 | • | • | • | • | • | ★ |
|  | 4' - 2 Lamp | | | | | | | | | | |
| WN-232A-UNV-EB81-U | 2 LAMP, 4' SURFACE COMMERCIAL WRAPAROUND, CEE LISTED ELECTRONIC BALLAST, T8 | 080083518845 | 8.4 | 1 | 80 | • | • | • | • | • | ★  |
| WN-232A-UNV-ER81-U | 2 LAMP, 4' SURFACE COMMERCIAL WRAPAROUND, PROGRAM RAPID START ELECTRONIC BALLAST, T8 | 080083545766 | 9.6 | 1 | 180 | • | • | • | • | • | ★ |
|  | 4' - 3 Lamp | | | | | | | | | | |
| WN-332A-UNV-EB81-U | 3 LAMP, 4' SURFACE COMMERCIAL WRAPAROUND, CEE LISTED ELECTRONIC BALLAST, T8 | 080083518524 | 8.602 | 1 | 54 | • | • | • | • | • | ★ |
|  | 4' - 4 Lamp | | | | | | | | | | |
| WN-432A-UNV-EB81-U | 4 LAMP, 4' SURFACE COMMERCIAL WRAPAROUND, CEE LISTED ELECTRONIC BALLAST, T8 | 080083518517 | 11.4 | 1 | 54 | • | • | • | • | • | ★  |
|  | 8' - 4 Lamp | | | | | | | | | | |
| 8TWN-232A-UNV-EB81-U | 4 LAMP, 8' WRAPAROUND, CEE LISTED ELECTRONIC BALLAST, T8 | 080083518487 | 21.98 | 1 | 90 | • | • | • | • | • | ★ |
| Replacement Lens | | | | | | | | | | | |
| WN-2A-U | WN SERIES - 2 LAMP REPLACEMENT LENS | 080083517749 | 2.56 | 1 | 120 | • | • | • | • | • | ★ |
| WN-4A-U | WN SERIES - 4 LAMP REPLACEMENT LENS | 080083517756 | 3.269 | 1 | 54 | • | • | • | • | • | ★ |

★ Indicates ARRA Eligible Product Ⓢ Indicates EISA Compliant Pulse Start Products  Indicates MarketPro Product

Please reference the Cooper Lighting Stock Guide Terms and Conditions page. Pictures are a representation of product categories and may not illustrate the exact skus listed. Product information is subject to change without notice. Consult factory representative for additional information and inventory details. Visit www.cooperlighting.com for more product information.

| CATALOG NUMBER | DESCRIPTION | UPC CODE | WEIGHT | CASE QTY | PALLET QTY | IL | CA | NJ | TX | GA |
|--|--|--------------|--------|----------|------------|----|----|----|----|-----|
| Commercial Softside Cloud | | | | | | | | | | |
|  | 2' - 2 Lamp WSC-232-D-W-UNV-EB81-U 2 LAMP, 2' SOFTSIDE CLOUD, CEE LISTED ELECTRONIC BALLAST, T8 | 080083523610 | 12.6 | 1 | 28 | | | | • | • ★ |
|  | 4' - 2 Lamp WSC-432-D-W-UNV-EB81-U 2 LAMP, 4' SOFTSIDE CLOUD, CEE LISTED ELECTRONIC BALLAST, T8 | 080083523627 | 17.1 | 1 | 21 | • | | | • | • ★ |
| | Replacement Lens WSC-4A-U 4 LAMP, 4' REPLACEMENT PUFF REPLACEMENT LENS | 080083587490 | 6.5 | 1 | 30 | | | | • | ★ |
| Residential Wraparound | | | | | | | | | | |
|  | 2' - 2 Lamp WN-217A-120V-REB1-U 2 LAMP, 2' WRAPAROUND, 120V RESIDENTIAL, T8 | 080083523269 | 4.924 | 1 | 180 | | | | • | ★ |
|  | 4' - 2 Lamp WN-232A-120V-REB1-U 2 LAMP, 4' WRAPAROUND, 120V RESIDENTIAL, T8 | 080083523276 | 5.467 | 1 | 180 | • | | | • | ★ |
| Economy Wraparound | | | | | | | | | | |
|  | 4' - 2 Lamp WE-232A-UNV-EB81-U 2 LAMP, 4' WRAPAROUND CEE LISTED ELECTRONIC BALLAST, T8 | 662401234493 | 8.4 | 1 | 96 | • | | | • | ★ |
| | Replacement Lens WE-A-U WE SERIES - 2 LAMP REPLACEMENT LENS | 662401640881 | 1.716 | 1 | 132 | | | | • | ★ |


★ Indicates ARRA Eligible Product Ⓢ Indicates EISA Compliant Pulse Start Products  Indicates MarketPro Product

Please reference the Cooper Lighting Stock Guide Terms and Conditions page. Pictures are a representation of product categories and may not illustrate the exact skus listed. Product information is subject to change without notice. Consult factory representative for additional information and inventory details. Visit www.cooperlighting.com for more product information.


| CATALOG NUMBER | DESCRIPTION | UPC CODE | WEIGHT | CASE QTY | PALLET QTY | IL CA NJ TX GA | | | | |
|----------------|-------------|----------|--------|----------|------------|----------------|----|----|----|----|
| | | | | | | IL | CA | NJ | TX | GA |


Wall Brackets

BE Wall Brackets

| | | | | | | | | | | | | |
|--|---|--|--------------|--------|---|----|--|--|--|--|---|---|
|  | 4' - 2 Lamp BE-232-UNV-EB81-U | 2 LAMP, 4' STEEL WALL BRACKET, CEE LISTED ELECTRONIC BALLAST, T8 | 662401715107 | 10.195 | 1 | 40 | | | | | • | ★ |
|--|---|--|--------------|--------|---|----|--|--|--|--|---|---|


BC Wall Bracket


| | | | | | | | | | | | | |
|--|---|--|--------------|-------|---|----|--|---|--|--|---|---|
|  | 2' - 2 Lamp BC-217-UNV-EB81-U | 2 LAMP, 2' WALL BRACKET, CEE LISTED ELECTRONIC BALLAST, T8 | 662401753703 | 4.325 | 1 | 72 | | • | | | • | ★ |
|--|---|--|--------------|-------|---|----|--|---|--|--|---|---|


| | | | | | | | | | | | | |
|--|---|--|--------------|------|---|----|---|---|---|---|---|---|
|  | 4' - 2 Lamp BC-232-UNV-EB81-U | 2 LAMP, 4' ALL PURPOSE WALL BRACKET, CEE LISTED ELECTRONIC BALLAST, T8 | 662401620364 | 8.45 | 1 | 54 | • | • | • | • | • | ★ |
|--|---|--|--------------|------|---|----|---|---|---|---|---|---|

Paralux III High Performance

EP3GAX Series

| | | | | | | | | | | | | |
|---|--|--|--------------|-------|---|----|--|---|--|--|--|---|
|  | 2'x2' - 9 Cell 2EP3GX-2U6T8S33I-UNV-EB81-U | 2 U-LAMP, 2'X2' STATIC PARABOLIC, 9 CELL, SEMI SPECULAR/LOW IRIDESCENT HAZE 3" LOUVER, CEE LISTED ELECTRONIC BALLAST, T8 | 080083520145 | 7.773 | 1 | 36 | | • | | | | ★ |
|---|--|--|--------------|-------|---|----|--|---|--|--|--|---|

| | | | | | | | | | | | | |
|--|---|---|--------------|-------|---|----|--|--|--|--|--|---|
|  | 2'x4' - 12 Cell 2EP3GX-232S26I-UNV-EB81-U | 2 LAMP, 2'X4' STATIC PARABOLIC, 12 CELL, SEMI SPECULAR/LOW IRIDESCENT HAZE 3" LOUVER, CEE LISTED ELECTRONIC BALLAST, T8 | 080083520169 | 27.36 | 1 | 20 | | | | | | ★ |
|--|---|---|--------------|-------|---|----|--|--|--|--|--|---|

| | | | | | | | | | | | | |
|--|-------------------------------|--|--------------|-------|---|----|--|---|---|---|---|---|
|  | 2'x4' - 18 Cell AP3 | 3 LAMP, 2'X4' AIR SUPPLY PARABOLIC W/VANES, 18 CELL, SEMI SPECULAR/LOW IRIDESCENT HAZE 3" LOUVER, CEE LISTED ELECTRONIC BALLAST, T8 W/LAMPS & FLEX | 622696199785 | 27.36 | 1 | 16 | | | | | • | ★ |
| | 2EP3GAVX-332S36I-UNV-EB81-U | 3 LAMP, 2'X4' AIR SUPPLY PARABOLIC, W/L, SEMI SPECULAR/LOW VANES, 18 CELIRIDESCENT HAZE 3" LOUVER, CEE LISTED ELECTRONIC BALLAST, T8 | 662401000685 | 27.36 | 1 | 20 | | | • | • | | ★ |
| | 2EP3GX-232S36I-UNV-EB81-U | 2 LAMP, 2'X4' STATIC PARABOLIC, 18 CELL, SEMI SPECULAR/LOW IRIDESCENT HAZE 3" LOUVER, CEE LISTED ELECTRONIC BALLAST, T8 | 080083520237 | 27.36 | 1 | 20 | | • | | | | ★ |
| | 2EP3GX-332S36I-UNV-EB81-U | 3 LAMP, 2'X4' STATIC PARABOLIC, 18 CELL, SEMI SPECULAR/LOW IRIDESCENT HAZE 3" LOUVER, CEE LISTED ELECTRONIC BALLAST, T8 | 662401012084 | 27.36 | 1 | 20 | | • | | | | ★ |
| | 2EP3GX-332S36I-UNV-EB82-U | 3 LAMP, 2'X4' STATIC PARABOLIC, 18 CELL, SEMI SPECULAR/LOW IRIDESCENT HAZE 3" LOUVER, TWO - CEE LISTED ELECTRONIC BALLAST, T8 | 662401339761 | 27.36 | 1 | 20 | | • | | | | ★ |

★ Indicates ARRA Eligible Product Ⓢ Indicates EISA Compliant Pulse Start Products  Indicates MarketPro Product

Please reference the Cooper Lighting Stock Guide Terms and Conditions page. Pictures are a representation of product categories and may not illustrate the exact skus listed. Product information is subject to change without notice. Consult factory representative for additional information and inventory details. Visit www.cooperlighting.com for more product information.

CATALOG NUMBER

DESCRIPTION

UPC CODE WEIGHT CASE QTY PALLET QTY IL CA NJ TX GA

Advanced Retrofit Kit Technology (ART)

Troffer / Parabolic Kits



2'x4' Commercial

ART-2CRK-232-W-UNV-EB81-U

COMMERCIAL 2' X 4' RETROFIT KIT, 2-LAMP, WHITE REFLECTOR, PRE-WIRED INSTANT START SOCKETS TO CEE LISTED BALLAST, UNIT PACK

080083590711 7 1 20  ★


Architectural Kits - CRUZE



2'x4' Architectural

ART-2CRZ-232L-UNV-HB81-U

CRUZE 2' X 4' RETROFIT KIT, 2-LAMP, DIRECT/INDIRECT CENTER BASKET LENS DOOR AND WHITE REFLECTOR, PRE-WIRED AND ASSEMBLED CEE LISTED HIGH PERFORMANCE BALLAST, READY-SET QUICK INSTALL FEATURE, UNIT PACK

080083609895 26.04 1 10  ★

Strip LED



SNLED Base

2SNLED-LD5-24SL-UNV-L840-CD1-U

2 FT., LINEAR LED STRIPLIGHT, 2400 LUMEN, 4000K, 0 - 10V DIMMABLE DRIVER

080083803491 3.3 1 168  ★

4SNLED-LD4-32SL-UNV-L840-CD1-U

48 IN., LINEAR LED STRIPLIGHT, 3200 LUMENS, 4000K, 0 - 10V DIMMABLE DRIVER

080083729982 4.984 1 81  ★

4SNLED-LD5-28SL-UNV-L835-CD1-U

4 FT., LINEAR LED STRIPLIGHT, 2800 LUMEN, 3500K, 0 - 10V DIMMABLE DRIVER

080083803217 4.984 1 81  ★


4SNLED-LD5-28SL-UNV-L840-CD1-U

4 FT., LINEAR LED STRIPLIGHT, 2800 LUMEN, 4000K, 0 - 10V DIMMABLE DRIVER

080083803200 4.984 1 81  ★


4SNLED-LD5-32SL-UNV-L835-CD1-U

4 FT., LINEAR LED STRIPLIGHT, 3200 LUMENS, 3500K, 0 - 10V DIMMABLE DRIVER

080083803903 4.984 1 81  ★


4SNLED-LD5-32SL-UNV-L840-CD1-U

48 IN., LED LINEAR STRIPLIGHT, 3200 LUMENS, 4000K, 0 - 10V DIMMABLE DRIVER

080083803545 11.3 1 126  ★

4SNLED-LD5-44SL-UNV-L835-CD1-U

48 IN., LINEAR LED STRIPLIGHT, 4400 LUMENS, 3500K, 0 - 10V DIMMABLE DRIVER

080083803415 4.984 1 81  ★

4SNLED-LD5-48SL-UNV-L835-CD1-U

4 FT., LINEAR LED STRIPLIGHT, 4800 LUMENS, 3500K, 0 - 10V DIMMABLE DRIVER

080083803194 6.3 1 81  ★

4SNLED-LD5-48SL-UNV-L840-CD1-U

4 FT., LINEAR LED STRIPLIGHT, 4800 LUMENS, 4000K, 0 - 10V DIMMABLE DRIVER

080083800698 4.984 1 130  ★

8TSNLED-LD5-80SL-UNV-L835-CD1-U

8 FT., LINEAR LED STRIPLIGHT, 8000 LUMENS, 3500K, 0 - 10V DIMMABLE DRIVER

080083803187 11.3 1 126  ★

8TSNLED-LD5-80SL-UNV-L840-CD1-U

8 FT., LINEAR LED STRIPLIGHT, 8000 LUMENS, 4000K, 0 - 10V DIMMABLE DRIVER

080083803170 11.3 1 126  ★

8TSNLED-LD5-80SL-UNV-L850-CD1-U

8 FT., LINEAR LED STRIPLIGHT, 8000 LUMENS, 5000K, 0 - 10V DIMMABLE DRIVER

080083803422 11.3 1 126  ★

8TSNLED-LD5-88SL-UNV-L840-CD1-U

8 FT., LINEAR LED STRIPLIGHT, 8800 LUMENS, 4000K, 0 - 10V DIMMABLE DRIVER

080083800674 12.3 1 108  ★

8TSNLED-LD5-96SL-UNV-L835-CD1-U

8 FT., LINEAR LED STRIPLIGHT, 9600 LUMENS, 3500K, 0 - 10V DIMMABLE DRIVER

080083803408 11.3 1 126  ★

8TSNLED-LD5-96SL-UNV-L840-CD1-U

8' LED STRIP 9600 LUMENS WIDE LENS 4000K 0-10V DIM

080083803392 11.3 1 126  ★ 





8TSNLED-LD5-96SL-UNV-L850-CD1-U

8 FT., LINEAR LED STRIPLIGHT, 9600 LUMENS, 5000K, 0 - 10V DIMMABLE DRIVER

080083803385 11.3 1 126  ★












★ Indicates ARRA Eligible Product ⓔ Indicates EISA Compliant Pulse Start Products  Indicates MarketPro Product

Please reference the Cooper Lighting Stock Guide Terms and Conditions page. Pictures are a representation of product categories and may not illustrate the exact skus listed. Product information is subject to change without notice. Consult factory representative for additional information and inventory details. Visit www.cooperlighting.com for more product information.

| CATALOG NUMBER | DESCRIPTION | UPC CODE | WEIGHT | CASE QTY | PALLET | | | | | | |
|---|--|--------------|--------|----------|--------|----|----|----|----|--|---|
| | | | | | QTY | IL | CA | NJ | TX | | GA |
|  SNLED Lensed | | | | | | | | | | | |
| 4SNLED-LD4-41SL-LW-UNV-L835-CD1-U | 4 FT., LINEAR LED STRIPLIGHT WITH FROST LENS, 4100 LUMENS, 3500K, 0 - 10V DIMMABLE DRIVER | 080083730018 | 6.6 | 1 | 81 | | | | | | ★ |
| SNLED-LENS-LC-4FT-U | 4FT SNLED REPLACEMENT LENS | 080083722112 | 2.31 | 1 | 91 | • | • | • | | | ★ |
| 4SNLED-LD5-23SL-LW-UNV-L840-CD1-U | 4 FT., LINEAR LED STRIPLIGHT, 2300 LUMENS, 4000K, 0 - 10V DIMMABLE DRIVER | 080083803453 | 4.984 | 1 | 81 | • | | | | | ★ |
| 4SNLED-LD5-26SL-LC-UNV-L835-CD1-U | 48 IN., LINEAR LED STRIPLIGHT, 2600 LUMENS, 3500K, 0 - 10V DIMMABLE DRIVER | 080083803361 | 4.984 | 1 | 81 | • | | | | | ★ |
| 4SNLED-LD5-26SL-LC-UNV-L840-CD1-U | 48 IN., LINEAR LED STRIPLIGHT, 2600 LUMENS, 4000K, 0 - 10V DIMMABLE DRIVER | 080083803354 | 4.984 | 1 | 81 | • | • | | | | ★ |
| 4SNLED-LD5-26SL-LN-UNV-L840-CD1-U | 4 FT., LINEAR LED STRIPLIGHT, 2600 LUMENS, 4000K, 0 - 10V DIMMABLE DRIVER | 080083803330 | 4.984 | 1 | 81 | • | • | | | | ★ |
| 4SNLED-LD5-26SL-LN-UNV-L835-CD1-U | 4 FT., LINEAR LED STRIPLIGHT, 2600 LUMENS, 3500K, 0 - 10V DIMMABLE DRIVER | 080083803347 | 4.984 | 1 | 81 | • | • | | | | ★ |
| 4SNLED-LD5-27SL-LW-UNV-L835-CD1-U | 4 FT., LINEAR LED STRIPLIGHT, 2700 LUMENS, 3500K, 0 - 10V DIMMABLE DRIVER | 080083803446 | 4.984 | 1 | 81 | • | | | | | ★ |
| 4SNLED-LD5-27SL-LW-UNV-L840-CD1-U | 4 FT., LINEAR LED STRIPLIGHT WITH FROST LENS, 2700 LUMEN, 4000K, 0 - 10V DIMMABLE DRIVER | 080083803514 | 4.984 | 1 | 81 | • | • | | | | ★ |
| 4SNLED-LD5-30SL-LC-UNV-L835-CD1-U | 48", LINEAR LED STRIPLIGHT, CLEAR LENS, 3000 LUMENS, 3500K, 0 - 10V DIMMABLE DRIVER | 080083803439 | 4.984 | 1 | 81 | • | • | | | | ★ |
| 4SNLED-LD5-30SL-LC-UNV-L840-CD1-U | 48", LINEAR LED STRIPLIGHT, CLEAR LENS, 3000 LUMENS, 4000K, 0 - 10V DIMMABLE DRIVER | 080083803866 | 4.984 | 1 | 81 | • | • | | | | ★ |
| 4SNLED-LD5-30SL-LN-UNV-L835-CD1-U | 4 FT., LINEAR LED STRIPLIGHT WITH SEMI-FROST LENS, 3000 LUMENS, 3500K, 0 - 10V DIMMABLE DRIVER | 080083803521 | 4.984 | 1 | 81 | • | • | | | | ★ |
| 4SNLED-LD5-30SL-LN-UNV-L840-CD1-U | 4 FT., LINEAR LED STRIPLIGHT WITH SEMI-FROST LENS, 3000 LUMENS, 4000K, 0 - 10V DIMMABLE DRIVER | 080083803897 | 4.984 | 1 | 81 | • | • | | | | ★ |
| 4SNLED-LD5-41SL-LW-UNV-L835-CD1-U | 4 FT., LINEAR LED STRIPLIGHT WITH FROST LENS, 4100 LUMENS, 3500K, 0 - 10V DIMMABLE DRIVER | 080083803323 | 7.2 | 1 | 77 | • | • | • | | | ★ |
| 4SNLED-LD5-41SL-LW-UNV-L840-CD1-U | 4 FT., LINEAR LED STRIPLIGHT, 4100 LUMENS, 4000K, 0 - 10V DIMMABLE DRIVER | 080083800667 | 4.984 | 1 | 110 | • | • | | | | ★  |
| 4SNLED-LD5-44SL-LW-UNV-L840-CD1-U | 48 IN., LINEAR LED STRIPLIGHT, FULL FROST LENS, 4400 LUMENS, 4000K, 0 - 10V DIMMABLE DRIVER | 080083804795 | 4.701 | 1 | 100 | • | | | | | ★ |
| 4SNLED-LD5-46SL-LC-UNV-L835-CD1-U | 4 FT., LINEAR LED STRIPLIGHT WITH CLEAR LENS, 4600 LUMENS, 3500K, 0 - 10V DIMMABLE DRIVER | 080083803552 | 4.984 | 1 | 81 | • | • | | | | ★ |
| 4SNLED-LD5-46SL-LC-UNV-L840-CD1-U | 48 IN., LINEAR LED STRIPLIGHT, CLEAR LENS, 4600 LUMENS, 4000K, 0 - 10V DIMMABLE DRIVER | 080083804788 | 4.984 | 1 | 91 | • | • | • | | | ★ |
| 4SNLED-LD5-46SL-LN-UNV-L835-CD1-U | 4 FT., LINEAR LED STRIPLIGHT WITH SEMI-FROST LENS, 4600 LUMENS, 4000K, 0 - 10V DIMMABLE DRIVER | 080083803316 | 4.984 | 1 | 81 | • | | | | | ★ |
| 4SNLED-LD5-46SL-LN-UNV-L840-CD1-U | 4 FT., LINEAR LED STRIPLIGHT, 4600 LUMENS, 4000K, 0 - 10V DIMMABLE DRIVER | 080083803378 | 4.984 | 1 | 91 | • | • | | | | ★ |
| 4SNLED-LD5-49SL-LN-UNV-L840-CD1-U | 4 FT., LINEAR LED STRIPLIGHT, 4900 LUMENS, 4000K, 0 - 10V DIMMABLE DRIVER | 080083804771 | 4.701 | 1 | 81 | | | | | | ★ |
| 4SNLED-LD5-50SL-LW-UNV-L835-CD1-U | 48 IN., LINEAR LED STRIPLIGHT, FROST LENS, 5000 LUMENS, 3500K, 0 - 10V DIMMABLE DRIVER | 080083804764 | 6.1 | 1 | 81 | | | | | | ★ |
| 8TSNLED-LD5-74SL-LW-UNV-L840-CD1-U | 8 FT., LINEAR LED STRIPLIGHT, 7400 LUMENS, 4000K, 0 - 10V DIMMABLE DRIVER | 080083800681 | 12.3 | 1 | 120 | | | | | | ★ |
| SNLED-LENS-LW-4FT-U | 4 FT SNLED REPLACEMENT LENS | 080083699902 | 1.95 | 1 | 91 | | | | | | ★ |
| 4SNLED-LD5-50SL-LW-UNV-L840-CD1-U | 4' LED STRIP 5000 LUMENS WIDE LENS 4000K 0-10V DIM | 080083803873 | 6.1 | 1 | 81 | | | | | | ★  |
| 8TSNLED-LD5-81SL-LW-UNV-L840-CD1-U | 8' LED STRIP 8100 LUMENS WIDE LENS 4000K 0-10V DIM | 080083817184 | 11.3 | 1 | 126 | | | | • | | ★  |






★ Indicates ARRA Eligible Product Ⓜ Indicates EISA Compliant Pulse Start Products  Indicates MarketPro Product

Please reference the Cooper Lighting Stock Guide Terms and Conditions page. Pictures are a representation of product categories and may not illustrate the exact skus listed. Product information is subject to change without notice. Consult factory representative for additional information and inventory details. Visit www.cooperlighting.com for more product information.

| CATALOG NUMBER | DESCRIPTION | UPC CODE | WEIGHT | CASE PALLET | | | | | | | |
|--|---|--------------|--------|-------------|-------|----|----|----|----|----|---|
| | | | | QTY | QTY | IL | CA | NJ | TX | GA | |
| Commercial Strip | | | | | | | | | | | |
|  | 2' - T8 SSF-217-UNV-EB81-U 2 LAMP, 2' STANDARD STRIP, 120-277V CEE LISTED ELECTRONIC BALLAST, T8, FLIP-UP SOCKETS | 080083519613 | 3.012 | 1 | 180 | • | • | • | • | • | ★ |
|  | 3' - T8 SSF-225-UNV-EB81-U 2 LAMP, 3' STANDARD STRIP, 120-277V CEE LISTED ELECTRONIC BALLAST, T8, FLIP-UP SOCKETS | 080083519521 | 4.145 | 1 | 90 | • | • | • | • | • | ★ |
|  | 4' - T5HO SSF-254T5-UNV-EBT1-U 2 LAMP, 4' STANDARD STRIP, 120-277V PROGRAM RAPID START ELECTRONIC BALLAST, T5HO, FLIP-UP SOCKETS | 080083552511 | 5.4 | 1 | 190 | • | • | • | • | • | ★ |
|  | 4' - T8 SSF-132-UNV-EB81-U 1 LAMP, 4' STANDARD STRIP, CEE LISTED ELECTRONIC BALLAST, T8, FLIP-UP SOCKETS | 080083519637 | 5.475 | 1 | 90 | • | • | • | • | • | ★ |
| | SSF-232-UNV-EB81-U 2 LAMP, 4' STANDARD STRIP, 120-277V CEE LISTED ELECTRONIC BALLAST, T8, FLIP-UP SOCKETS | 080083519590 | 5.93 | 1 | 96 | • | • | • | • | • | ★  |
| | SSF-232-UNV-EB81/PLUS-U 2 LAMP, 4' STANDARD STRIP, T8 INSTANT START CEE LISTED HBF, FLIP-UP SOCKETS | 080083571819 | 2.717 | 1 | 190 | • | • | • | • | • | ★ |
| | SSF-232-UNV-ER81-U 2 LAMP, 4' STANDARD STRIP, 120-277V PROGRAM RAPID START ELECTRONIC BALLAST, T8, FLIP-UP SOCKETS | 080083620845 | 5.4 | 1 | 190 | • | • | • | • | • | ★ |
|  | 4' - T12 SSF-248HO-120V-EB21-U 2 LAMP, 4' HIGH OUTPUT STANDARD STRIP, ELECTRONIC T12, FLIP-UP SOCKETS | 080083519491 | 12 | 1 | 190 | • | • | • | • | • | ★ |
|  | 8' - T8 8TSSF-132-UNV-EB81-U 2 LAMP, TANDEM 8' STANDARD STRIP, CEE LISTED ELECTRONIC BALLAST, T8, FLIP-UP SOCKETS | 080083519729 | 11.4 | 1 | 72 | • | • | • | • | • | ★ |
| | 8TSSF-232-UNV-EB81-U 4 LAMP, TANDEM 8' STANDARD STRIP, 120-277V CEE LISTED ELECTRONIC BALLAST, T8, FLIP-UP SOCKETS | 080083519682 | 11.4 | 1 | 72 | • | • | • | • | • | ★  |
| | 8TSSF-232-UNV-ER81-U 4 LAMP, TANDEM 8' STANDARD STRIP, 120-277V PROGRAM RAPID START ELECTRONIC BALLAST, T8, FLIP-UP SOCKETS | 080083620852 | 11.4 | 1 | 50 | • | • | • | • | • | ★ |
|  | 8' - T12 SSF-296-UNV-EB81-U 2 LAMP, 8' STANDARD STRIP, ELECTRONIC BALLAST, T8, FLIP-UP SOCKETS | 080083519569 | 12 | 1 | 72 | • | • | • | • | • | ★  |
| | SSF-296HO-120V-EB21-U 2 LAMP, 8' HIGH OUTPUT STANDARD STRIP, ELECTRONIC BALLAST, T12, FLIP-UP SOCKETS | 080083521395 | 12 | 1 | 50 | • | • | • | • | • | ★ |
| Accessory | | | | | | | | | | | |
| | 1/4-TN-FSTN-U 1/4 TURN FASTENER | 662400106876 | 0.018 | 24 | 10000 | • | • | • | • | • | ★ |
| | GRP-SSF-U GRIPPER FOR USE W/SSF, IAF & ICF SERIES EXCEPT IA/IC - HO SERIES | 080083519262 | 0.528 | 50 | 1200 | • | • | • | • | • | ★ |
| | SSF-ASY-4-B ASYMMETRIC REFLECTOR FOR SSF STRIPS (4') | 080083519187 | 1.615 | 15 | 900 | • | • | • | • | • | ★ |
| | WG/SSF-4FT-B 4' WHITE WIRE GUARD FOR USE W/SSF SERIES ONLY | 662400106647 | 0.646 | 24 | 192 | • | • | • | • | • | ★  |










★ Indicates ARRA Eligible Product Ⓢ Indicates EISA Compliant Pulse Start Products  Indicates MarketPro Product

Please reference the Cooper Lighting Stock Guide Terms and Conditions page. Pictures are a representation of product categories and may not illustrate the exact skus listed. Product information is subject to change without notice. Consult factory representative for additional information and inventory details. Visit www.cooperlighting.com for more product information.

| CATALOG NUMBER | DESCRIPTION | UPC CODE | WEIGHT | CASE PALLET | | | | | | | |
|--|---|--------------|--------|-------------|-----|----|----|----|----|----|---|
| | | | | QTY | QTY | IL | CA | NJ | TX | GA | |
| Commercial Narrow Strip | | | | | | | | | | | |
|  | 2' - T8 SNF-117-UNV-EB81-U 1 LAMP, 2' NARROW STRIP, CEE LISTED ELECTRONIC BALLAST, T8, FLIP-UP SOCKETS | 080083519897 | 2.402 | 1 | 360 | • | • | • | • | • | ★ |
|  | 3' - T8 SNF-125-UNV-EB81-U 1 LAMP, 3' NARROW STRIP, CEE LISTED ELECTRONIC BALLAST, T8, FLIP-UP SOCKETS | 080083519873 | 2.975 | 1 | 380 | • | • | • | • | • | ★ |
|  | 4' - T8 SNF-132-UNV-EB81-U 1 LAMP, 4' NARROW STRIP, CEE LISTED ELECTRONIC BALLAST, T8, FLIP-UP SOCKETS | 080083519859 | 4.4 | 1 | 330 | • | • | • | • | • | ★ |
| | SNF-232-UNV-EB81-U 2 LAMP, 4' NARROW STRIP, CEE LISTED ELECTRONIC BALLAST, T8, FLIP-UP SOCKETS | 080083519750 | 4.189 | 1 | 48 | • | • | • | • | • | ★  |
| | 8' - T5 8TSNF-254T5-UNV-EBT1-U 4 LAMP, TANDEM 8' NARROW STRIP, UNIVERSAL PROGRAM RAPID START BALLAST | 080083603008 | 11.4 | 1 | 126 | • | • | • | • | • | ★ |
|  | 8' - T8 8TSNF-132-UNV-EB81-U 2 LAMP, TANDEM 8' NARROW STRIP, CEE LISTED ELECTRONIC BALLAST, T8, FLIP-UP SOCKETS | 080083519927 | 11.4 | 1 | 280 | • | • | • | • | • | ★ |
| | Accessory WG/SNF-4FT-B 4' WHITE WIRE GUARD FOR USE W/SNF SERIES ONLY | 662400106630 | 0.9 | 30 | 270 | • | • | • | • | • | |
| Staggered Strip | | | | | | | | | | | |
|  | 3' SSL-225-UNV-EB81-U 2 LAMP, 3' STAGGERED STRIP, CEE LISTED ELECTRONIC BALLAST, T8 | 662401715138 | 7.91 | 1 | 90 | • | • | • | • | • | ★ |
|  | 4' SSL-232-UNV-EB81-U 2 LAMP, 4' STAGGERED STRIP, CEE LISTED ELECTRONIC BALLAST, T8 | 662401715114 | 7.606 | 1 | 190 | • | • | • | • | • | ★ |
| Industrial RHB LED | | | | | | | | | | | |
| | LED RHB-18-UNV-L840-CD-U ROUND 18K LMS UNV 4000K 0-10V | 080083808120 | 6.93 | 1 | 36 | • | • | • | • | • |  |
| | RHB-18-UNV-L850-CD-U ROUND 18K LMS UNV 5000K 0-10V | 080083808144 | 6.93 | 1 | 36 | • | • | • | • | • |  |
| | RHB-24-UNV-L850-CD-U ROUND 24K LMS UNV 5000K 0-10V | 080083808205 | 6.93 | 1 | 36 | • | • | • | • | • |  |
| | Accessory RHB-FRR RHB REFLECTOR FROSTED 16 INCH ROUND | 080083808229 | 5.85 | 1 | 12 | • | • | • | • | • |  |

★ Indicates ARRA Eligible Product Ⓢ Indicates EISA Compliant Pulse Start Products  Indicates MarketPro Product

Please reference the Cooper Lighting Stock Guide Terms and Conditions page. Pictures are a representation of product categories and may not illustrate the exact skus listed. Product information is subject to change without notice. Consult factory representative for additional information and inventory details. Visit www.cooperlighting.com for more product information.

| CATALOG NUMBER | DESCRIPTION | UPC CODE | WEIGHT | CASE PALLET | | | | |
|--|-------------------------------|---|--|--------------|------|-----|----|---|
| | | | | QTY | QTY | IL | CA | NJ |
| Steeler LED | | | | | | | | |
|  | 12,000 Lumen | | | | | | | |
| | SSLED-LD1-12-M-UNV-L840-CD1-U | ROUND 12,000 LUMENS, UNV, MEDIUM, 4000K, 0-10V | 080083752935 | 17 | 1 | 8 | ● | ★ |
| | SSLED-LD1-12-W-UNV-L840-CD1-U | ROUND 12,000 LUMENS, UNV, WIDE, 4000K, 0-10V | 080083752904 | 17.6 | 1 | 8 | ● | ★ |
| | SSLED-LD5-12-M-UNV-L840-CD1-U | SSLED MD DISTR 12K LMS UNV 4000K 0-10V | 080083817238 | 17 | 1 | 8 | ● | ★  |
|  | 18,000 Lumen | | | | | | | |
| | SSLED-LD1-18-M-UNV-L840-CD1-U | ROUND 18,000 LUMENS, UNV, MEDIUM, 4000K, 0-10V | 080083752928 | 17 | 1 | 8 | ● | ★ |
| | SSLED-LD1-18-M-UNV-L850-CD1-U | ROUND 18,000 LUMENS, UNV, MEDIUM, 5000K, 0-10V | 080083752911 | 17 | 1 | 8 | ● | ★ |
| | SSLED-LD1-18-W-UNV-L850-CD1-U | ROUND 18,000 LUMENS, UNV, WIDE, 5000K, 0-10V | 080083752881 | 17 | 1 | 8 | ● | ★ |
| | SSLED-LD5-18-M-UNV-L840-CD1-U | SSLED MD DISTR 18K LMS UNV 4000K 0-10V | 080083817221 | 17 | 1 | 8 | ● | ★  |
| | SSLED-LD5-18-W-UNV-L840-CD1-U | SSLED WD DISTR 18K LMS UNV 4000K 0-10V | 080083817214 | 17 | 1 | 8 | ● | ★  |
|  | 24,000 Lumen | | | | | | | |
| | SSLED-LD1-24-M-UNV-L840-CD2-U | ROUND 24,000 LUMENS, UNV, MEDIUM, 4000K, 0-10V | 080083752959 | 18.2 | 1 | 8 | ● | ★ |
| | SSLED-LD1-24-M-UNV-L850-CD2-U | ROUND 24,000 LUMENS, UNV, MEDIUM, 5000K, 0-10V | 080083752973 | 17.8 | 1 | 8 | ● | ★ |
| | SSLED-LD1-24-N-UNV-L840-CD2-U | ROUND 24,000 LUMENS, UNV, NARROW, 4000K, 0-10V | 080083752942 | 18.2 | 1 | 8 | ● | ★ |
| | SSLED-LD1-24-N-UNV-L850-CD2-U | ROUND 24,000 LUMENS, UNV, NARROW, 5000K, 0-10V | 080083752966 | 18.2 | 1 | 8 | ● | ★ |
| | SSLED-LD1-24-W-UNV-L840-CD2-U | ROUND 24,000 LUMENS, UNV, WIDE, 4000K, 0-10V | 080083752874 | 18.2 | 1 | 8 | ● | ★ |
| | SSLED-LD1-24-W-UNV-L850-CD2-U | ROUND 24,000 LUMENS, UNV, WIDE, 5000K, 0-10V | 080083752867 | 18.2 | 1 | 8 | ● | ★ |
| | SSLED-LD5-24-W-UNV-L840-CD2-U | SSLED WD DISTR 24K LMS UNV 400K 0-10V | 080083817207 | 18.2 | 1 | 8 | ● | ★  |
| | | SSLED-LD5-24-W-UNV-L850-CD2-U | SSLED WD DISTR 24K LMS UNV 5000K 0-10V | 080083817191 | 18.2 | 1 | 8 | ● |
| Accessory | | | | | | | | |
| | SSLED-SA23-U | ALUMINUM SHROUD FOR STEELER LED | 080083749744 | 2.4 | 10 | 80 | ● | |
| | SSLED-UPL-U | UPLIGHT KIT FOR STEELER LED | 080083749713 | 1.3 | 10 | 120 | ● | |
| | SSLED-WG17-U | WIRE GUARD FOR STEELER LED | 080083749720 | 1.45 | 10 | 120 | ● | |
| F-Bay HBL | | | | | | | | |
|  | 4 Lamp | | | | | | | |
| | HBL454T5 | (4) 54W T5HO PROGRAM START BALLAST, 120-277V V-HANGERS | 080083535491 | 17.5 | 1 | 36 | ● | ★ |
| | HBL454T5-MP-UPL | (4) 54W T5HO PROGRAM START START CEE LISTED, 120-277V, UPLIGHT, V HANGERS PROVIDED, MODULAR RECEPTACLE | 080083589104 | 17.5 | 1 | 36 | ● | ★ |
| | HBL454T5-UPL-L5 | (4) 54W T5HO PROGRAM START BALLAST, 120-277V, UPLIGHT, W/ 5000K LAMPS, V-HANGERS | 623961039829 | 17.5 | 1 | 36 | ● | ★ |
|  | 6 Lamp | | | | | | | |
| | HBL632 | (6) 32W, T8 INSTANT START CEE LISTED HBF BALLAST, 120-277V, V-HANGERS | 080083547760 | 17.5 | 1 | 36 | ● | ★ |
| | HBL632-MP-UPL | (6) 32W T8 PROGRAM RAPID START CEE LISTED, 120-277V, UPLIGHT, V HANGERS PROVIDED, MODULAR RECEPTACLE | 080083549795 | 17.5 | 1 | 36 | ● | ★ |
| | HBL632-UPL | (6) 32W T8 PROGRAM RAPID START CEE LISTED, 120-277V, UPLIGHT, V HANGERS PROVIDED | 623961020759 | 17.5 | 1 | 36 | ● | ★ |
| | HBL632-UPL-L5 | (6) 32W, T8 INSTANT START CEE LISTED HBF BALLAST, 120-277V, UPLIGHT, W/ 5000K LAMPS, V-HANGERS | 623961039812 | 17.5 | 1 | 36 | ● | ★ |
| | HBL632-UPL-L5HHL | (6) 32W T8 PROGRAM RAPID START CEE LISTED, 120-277V, UPLIGHT 5000K HIGH LUMEN LAMPS, V HANGERS PROVIDED | 080083644261 | 17.5 | 1 | 36 | ● | ★ |
| | HBL654HT5-UPL-L5 | (6) 54W T5HO PROGRAM START, 120-277V, UPLIGHT, HIGH AMBIENT BALLAST, W/ 5000K LAMPS, V-HANGERS | 623961039850 | 17.5 | 1 | 36 | ● | ★ |
| | HBL654T5 | (6) 54W T5HO PROGRAM START BALLAST, 120-277V, UPLIGHT, V-HANGERS | 080083517718 | 17.5 | 1 | 36 | ● | ★ |
| | HBL654T5-L5 | (6) 54W T5HO PROGRAM START START CEE LISTED, 120-277V, 5000K LAMPS, V HANGERS PROVIDED | 080083563258 | 17.5 | 1 | 36 | ● | ★ |


















★ Indicates ARRA Eligible Product ⓔ Indicates EISA Compliant Pulse Start Products  Indicates MarketPro Product

Please reference the Cooper Lighting Stock Guide Terms and Conditions page. Pictures are a representation of product categories and may not illustrate the exact skus listed. Product information is subject to change without notice. Consult factory representative for additional information and inventory details. Visit www.cooperlighting.com for more product information.

| CATALOG NUMBER | DESCRIPTION | UPC CODE | WEIGHT | CASE PALLET | | | | | | |
|--|------------------|--|--------------|-------------|-----|----|----|----|----|----|
| | | | | QTY | QTY | IL | CA | NJ | TX | GA |
| F-Bay HBI | | | | | | | | | | |
| 4 Lamp | | | | | | | | | | |
|  | HBI454HT5 | (4) 54W T5HO PROGRAM START, 120-277V, HIGH TEMP BALLAST, V-HANGERS PROVIDED | 080083563692 | 17.5 | 1 | 20 | • | • | ★ | |
| | HBI454HT5-UPL | (4) 54W T5HO PROGRAM START, 120-277V, UPLIGHT, HIGH TEMP BALLAST, V-HANGERS PROVIDED | 080083535378 | 17.5 | 1 | 20 | • | • | ★ | |
| | HBI454HT5-UPL-L5 | (4) 54W T5HO PROGRAM START, 120-277V, UPLIGHT, HIGH TEMP BALLAST, 5000K LAMPS, V-HANGERS PROVIDED | 080083535385 | 17.5 | 1 | 20 | • | • | • | ★ |
| 6 Lamp | | | | | | | | | | |
|  | HBI632 | (6) 32W, T8 INSTANT START CEE LISTED HBF, 120-277V, V-HANGERS PROVIDED | 080083535408 | 17.5 | 1 | 20 | • | • | • | ★ |
| | HBI632PS | (6) 32W T8 PROGRAM RAPID START CEE LISTED, 120-277V, V HANGERS PROVIDED | 080083563005 | 17.5 | 1 | 20 | • | • | • | ★ |
| | HBI632-UPL | (6) 32W, T8 INSTANT START CEE LISTED HBF, 120-277V, UPLIGHT, V-HANGERS PROVIDED | 080083535415 | 17.5 | 1 | 20 | • | • | • | ★ |
| | HBI632-UPL-L5 | (6) 32W, T8 INSTANT START CEE LISTED HBF, 120-277V, UPLIGHT, LAMPS, 85CRI, 5000K, V-HANGERS PROVIDED | 080083534838 | 17.5 | 1 | 20 | • | • | • | ★ |
| | HBI632-UPL-L5HL | (6) 32W T8 INSTANT START CEE LISTED HBF, 120-277V, 5000K HIGH LUMEN LAMPS, UPLIGHT, V-HANGERS PROVIDED | 080083554966 | 17.5 | 1 | 20 | • | • | • | ★ |
| | HBI654HT5 | (6) 54W T5HO PROGRAM START, 120-277V, HIGH TEMP BALLAST, V-HANGERS PROVIDED | 080083547708 | 17.5 | 1 | 20 | • | • | • | ★ |
| | HBI654HT5-UPL | (6) 54W T5HO PROGRAM START, 120-277V, UPLIGHT, HIGH TEMP BALLAST, V-HANGERS PROVIDED | 080083535354 | 17.5 | 1 | 20 | • | • | • | ★ |
| | HBI654HT5-UPL-L5 | (6) 54W T5HO PROGRAM START, 120-277V, UPLIGHT, HIGH TEMP BALLAST, 5000K LAMPS, V-HANGERS PROVIDED | 080083535361 | 21.5 | 1 | 20 | • | • | • | ★ |





★ Indicates ARRA Eligible Product Ⓢ Indicates EISA Compliant Pulse Start Products  Indicates MarketPro Product

Please reference the Cooper Lighting Stock Guide Terms and Conditions page. Pictures are a representation of product categories and may not illustrate the exact skus listed. Product information is subject to change without notice. Consult factory representative for additional information and inventory details. Visit www.cooperlighting.com for more product information.

| CATALOG NUMBER | DESCRIPTION | UPC CODE | WEIGHT | CASE QTY | PALLET QTY | IL | CA | NJ | TX | GA | |
|--|------------------------------------|--|--------------|----------|------------|----|----|----|----|----|---|
| F-Bay HBLED | | | | | | | | | | | |
| 12,000 Lumen | | | | | | | | | | | |
|  | HBLED-LD5-12SE-W-UNV-L840-CD1-U | WIDE DISTRIBUTION, 12,000 LUMENS, UNV, 4000K, 0-10V | 080083787722 | 20.6 | 1 | 24 | • | • | | • | ★ |
| | HBLED-LD5-12SE-W-UNV-L840-ED1-U | WIDE DISTRIBUTION, 12,000 LUMENS, UNV, 4000K, FIXED OUTPUT | 080083787678 | 24 | 1 | 24 | • | • | | • | ★ |
| | HBLED-LD5-12SE-W-UNV-L850-CD1-U | WIDE DISTRIBUTION, 12,000 LUMENS, UNV, 5000K, 0-10V | 080083786367 | 24 | 1 | 24 | • | • | | • | ★ |
| | HBLED-LD5-12SE-W-UNV-L850-ED1-U | WIDE DISTRIBUTION, 12,000 LUMENS, UNV, 5000K, FIXED OUTPUT | 080083787715 | 24 | 1 | 24 | • | • | | | ★ |
| | VHBLD-LD1-12-N-UNV-L850-CD1-U | NARROW DISTRIBUTION, 12,000 LUMENS, UNV, 5000K, 0-10V | 080083785926 | 15 | 1 | 48 | | | | • | ★ |
| | VHBLD-LD1-12-W-UNV-L840-CD1-U | WIDE DISTRIBUTION, 12,000 LUMENS, UNV, 0-10V, 4000K | 080083785971 | 15 | 1 | 48 | • | • | • | • | ★  |
| | VHBLD-LD1-12-W-UNV-L850-CD1-U | WIDE DISTRIBUTION, 12,000 LUMENS, UNV, 0-10V, 5000K | 080083785933 | 15 | 1 | 48 | | • | • | • | ★  |
| 18,000 Lumen | | | | | | | | | | | |
|  | HBLED-LD5-18SE-N-UNV-L840-CD2-U | NARROW DISTRIBUTION, 18,000 LUMENS, UNV, 4000K, 0-10V | 080083787647 | 24 | 1 | 24 | | | | • | ★ |
| | HBLED-LD5-18SE-N-UNV-L850-CD2-MS-U | NARROW DISTRIBUTION, 18,000 LUMENS, UNV, 4000K, 0-10V, MOTION SENSOR | 080083787593 | 22.6 | 1 | 34 | • | | | | ★ |
| | HBLED-LD5-18SE-N-UNV-L850-CD2-U | NARROW DISTRIBUTION, 18,000 LUMENS, UNV, 5000K, 0-10V | 080083787609 | 24 | 1 | 24 | | | | • | ★ |
| | HBLED-LD5-18SE-N-UNV-L850-ED2-U | NARROW DISTRIBUTION, 18,000 LUMENS, UNV, 5000K, FIXED OUTPUT | 080083787616 | 22.6 | 1 | 24 | • | • | | | ★ |
| | HBLED-LD5-18SE-W-UNV-L840-CD2-U | WIDE DISTRIBUTION, 18,000 LUMENS, UNV, 4000K, 0-10V | 080083785322 | 24 | 1 | 24 | • | • | | • | ★  |
| | HBLED-LD5-18SE-W-UNV-L840-ED2-U | WIDE DISTRIBUTION, 18,000 LUMENS, UNV, 4000K, FIXED OUTPUT | 080083787685 | 24 | 1 | 24 | • | • | | • | ★ |
| | HBLED-LD5-18SE-W-UNV-L850-CD2-MS-U | WIDE DISTRIBUTION, 18,000 LUMENS, UNV, 5000K, 0-10V, MOTION SENSOR | 080083787586 | 22.6 | 1 | 34 | • | | | | ★ |
| | HBLED-LD5-18SE-W-UNV-L850-ED2-U | WIDE DISTRIBUTION, 18,000 LUMENS, UNV, 5000K, FIXED OUTPUT | 080083785766 | 24 | 1 | 24 | • | • | • | • | ★  |
| | HBLED-LD5-18SE-W-UNV-L850-CD2-U | HBLED WD DISTR 18000 LMS UNV 5000K 0-10V | 080083800179 | 24 | 1 | 24 | | | | | ★  |
| | VHBLD-LD1-18-N-UNV-L850-CD1-U | NARROW DISTRIBUTION, 18,000 LUMENS, UNV, 5000K, 0-10V, 1 DRIVER | 080083785940 | 15.8 | 1 | 48 | • | | • | • | ★ |
| | VHBLD-LD1-18-W-UNV-L840-CD1-U | WIDE DISTRIBUTION, 18,000 LUMENS, UNV, 4000K, 0-10V, 1 DRIVER | 080083785919 | 15 | 1 | 48 | • | • | | • | ★  |
| | VHBLD-LD1-18-W-UNV-L850-CD1-U | WIDE DISTRIBUTION, 18,000 LUMENS, UNV, 5000K, 0-10V | 080083785902 | 15 | 1 | 48 | • | | • | • | ★  |
| 24,000 Lumen | | | | | | | | | | | |
|  | VHBLD-LD1-24-W-UNV-L850-CD1-U | VHBLD WD DISTR 24000 LMS UNV 5000K 0-10V | 080083818365 | 15 | 1 | 48 | • | | • | • | ★  |
| | HBLED-LD5-24SE-N-UNV-L840-ED2-U | NARROW DISTRIBUTION, 24,000 LUMENS, UNV, 4000K, FIXED OUTPUT | 080083787661 | 24 | 1 | 24 | • | • | | • | ★ |
| | HBLED-LD5-24SE-N-UNV-L850-ED2-U | NARROW DISTRIBUTION, 24,000 LUMENS, UNV, 5000K, FIXED OUTPUT | 080083787654 | 24 | 1 | 24 | • | • | | | ★ |
| | HBLED-LD5-24SE-W-UNV-L840-CD2-U | WIDE DISTRIBUTION, 24,000 LUMENS, UNV, 4000K, 0-10V | 080083787739 | 24 | 1 | 24 | • | • | • | • | ★  |
| | HBLED-LD5-24SE-W-UNV-L840-ED2-U | WIDE DISTRIBUTION, 24,000 LUMENS, UNV, 4000K, FIXED OUTPUT | 080083787708 | 24 | 1 | 24 | • | • | | | ★ |
| | HBLED-LD5-24SE-W-UNV-L850-CD2-U | WIDE DISTRIBUTION, 24,000 LUMENS, UNV, 5000K, 0-10V | 080083786374 | 24 | 1 | 24 | • | • | | • | ★  |
| | HBLED-LD5-24SE-W-UNV-L850-ED2-U | HBLED WD DISTR 24000 LMS UNV 5000K FIXED | 080083788668 | 24 | 1 | 24 | • | • | • | • | ★  |
| | VHBLD-LD1-24-W-UNV-L840-CD1-U | VHBLD WD DISTR 24000 LMS UNV 4000K 0-10V | 080083815708 | 15 | 1 | 48 | | | | • | ★  |
| 30,000 Lumen | | | | | | | | | | | |
|  | HBLED-LD5-30SE-W-UNV-L850-ED3-U | WIDE DISTRIBUTION, 30,000 LUMENS, UNV, 5000K, FIXED OUTPUT | 080083787692 | 34.8 | 1 | 24 | | • | | | ★ |
| 36,000 Lumen | | | | | | | | | | | |
|  | HBLED-LD5-36SE-N-UNV-L850-ED3-U | NARROW DISTRIBUTION, 36,000 LUMENS, UNV, 5000K, FIXED OUTPUT | 080083787623 | 34.8 | 1 | 24 | | • | | | ★ |
| | HBLED-LD5-36SE-W-UNV-L840-ED3-U | WIDE DISTRIBUTION, 36,000 LUMENS, UNV, 4000K, FIXED OUTPUT | 080083787630 | 34.8 | 1 | 24 | • | • | | | ★ |


★ Indicates ARRA Eligible Product Ⓢ Indicates EISA Compliant Pulse Start Products  Indicates MarketPro Product





Please reference the Cooper Lighting Stock Guide Terms and Conditions page. Pictures are a representation of product categories and may not illustrate the exact skus listed. Product information is subject to change without notice. Consult factory representative for additional information and inventory details. Visit www.cooperlighting.com for more product information.

| CATALOG NUMBER | DESCRIPTION | UPC CODE | WEIGHT | CASE QTY | PALLET QTY | IL | CA | NJ | TX | GA | | |
|--|--|--|--------------|----------|------------|----|----|----|----|----|---|---|
| Industrial LED Linear Bay | | | | | | | | | | | | |
|  | 4' 4ILED-LD4-11-N-UNV-L840-CD1-U | 4FT LED LINEAR BAY, 11000 LUMEN, NARROW, 4000K, 0-10V, UNV | 080083753413 | 15 | 1 | 25 | | | | • | ★ | |
| | 4ILED-LD4-9-W-UNV-L840-CD1-U | 4FT LED LINEAR BAY, 9000 LUMEN, WIDE, 4000K, 0-10V, UNV | 080083753567 | 15 | 1 | 25 | | | | • | ★ | |
| F-Bay I5 | | | | | | | | | | | | |
|  | 4 Lamp I5454HT5-UPL-L5 | 4 LAMP, 54W T5HO PROGRAM RAPID START ELECTRONIC BALLAST, UPLIGHT, W/850 LAMPS | 623961832376 | 27.5 | 1 | 25 | | • | | | • | ★ |
| | I5454HT5-UPL-L5-MS | 4 LAMP, 54W T5HO PROGRAM RAPID START ELECTRONIC BALLAST, UPLIGHT, W/850 LAMPS, MOTION SENSOR | 623961832390 | 27.5 | 1 | 24 | | • | | | | ★ |
| F-Bay HBE Accessory | | | | | | | | | | | | |
| Accessory MC6 | MODULAR CORD & PLUG, 6' LENGTH, USE WITH MP OPTION | 623961368455 | 0.51 | 40 | 1620 | | • | • | | | • | ★ |
| F-Bay HBI Accessory | | | | | | | | | | | | |
| Accessory HB-SPM | SINGLE MONOPOINT HANGING KIT WITH HUB (HBI ONLY) | 623961956218 | 1.995 | 1 | 494 | | • | • | • | • | • | ★ |
| HBAYC-CHAIN/SET-U | (2) HOOK-STYLE V-HANGERS, 36" CHAIN & (2) S-HOOKS (HBI AND HBL ONLY) | 080083575756 | 0.475 | 24 | 2400 | | • | | • | • | • | ★ |
| HBI-FRM/CL-PK | HBI DOORFRAME WITH CLEAR LENS | 080083545865 | 3.307 | 4 | 96 | | • | • | • | | | ★ |
| HBI-FRM/LENS-PK | HBI DOORFRAME WITH PRISMATIC LENS | 080083545872 | 3.351 | 4 | 72 | | • | • | • | | • | ★ |
| HBI-FRM/LENS/WG-PK | HBI DOORFRAME, PRISMATIC LENS AND WIREGUARD | 080083545889 | 7.25 | 4 | 72 | | • | • | • | | • | ★ |
| HBI-FRM/WG-PK | WIREGUARD FOR HBI | 080083545896 | 7.25 | 4 | 72 | • | | | | | • | ★ |
| HBI-MS-KIT-PK-120V/347V | MOTIONS SENSOR KIT FOR HBI | 080083582464 | 0.7 | 4 | 50 | | • | | | | | ★ |
| SWG/HBI-4FT-B | HEAVY DUTY WIREGUARD FOR HBI | 080083545964 | 4.2 | 6 | 108 | • | • | • | • | • | | ★ |
| F-Bay HBL Accessory | | | | | | | | | | | | |
| Accessory HBL-SPM | SINGLE MONOPOINT HANGING KIT WITH HUB (HBL ONLY) | 623961956201 | 1.224 | 1 | 494 | • | • | | • | | | ★ |
| MPC6-120 | MODULAR CORD & PLUG, 6FT, WITH 120V NEMA TWIST LOCK PLUG. USE WITH MP OPTION | 623961368462 | 0.81 | 50 | 1200 | | | | | • | | ★ |
| MPC6-277 | MODULAR CORD & PLUG, 6FT, WITH 277V NEMA TWIST LOCK PLUG. USE WITH MP OPTION | 623961368479 | 0.634 | 40 | 960 | • | | | | • | • | ★ |
| WG/HBL6-4FT-B | 4FT WIREGUARD FOR HBL 4 OR 6 LAMP | 080083521494 | 4.675 | 8 | 48 | • | • | | • | • | | ★ |
| FH-1 | FIXTURE HOOK 2-1/2" | 662400121244 | 0.236 | 10 | 3500 | | | | | | | ★ |
| Light Duty | | | | | | | | | | | | |
|  | IAF Series 8TIAF-232-UNV-EB81-U | 4 LAMP, TANDEM 8' INDUSTRIAL APERTURED UPLIGHT, CEE LISTED ELECTRONIC BALLAST, T8, FLIP-UP SOCKETS | 080083519453 | 17.6 | 1 | 48 | • | • | | • | • | ★ |
| | IAF-232-UNV-EB81-U | 2 LAMP, 4' APERTURED UPLIGHT INDUSTRIAL, CEE LISTED ELECTRONIC BALLAST, T8, FLIP-UP SOCKETS | 080083519392 | 6.197 | 1 | 48 | • | | | • | | ★ |
|  | ICF Series 8TICF-232-UNV-EB81-U | 4 LAMP, TANDEM 8' INDUSTRIAL CLOSED TOP, ELECTRONIC BALLAST, T8, FLIP-UP SOCKETS | 080083519439 | 22.4 | 1 | 60 | • | • | • | | | ★ |
| | ICF-232-UNV-EB81-U | 2 LAMP, 4' INDUSTRIAL CLOSED TOP, CEE LISTED ELECTRONIC BALLAST, T8, FLIP-UP SOCKETS | 080083519361 | 8.953 | 1 | 48 | • | • | • | | • | ★ |
| | ICF-296-UNV-EB81-U | 2 LAMP, 8' INDUSTRIAL CLOSED TOP, ELECTRONIC BALLAST, T8, 1UNV, FLIP-UP SOCKETS | 080083519330 | 33.09 | 1 | 48 | • | • | | • | • | ★ |
| Accessory ICF-4FT-REFL-B | WHITE 4' CLOSED TOP INDUSTRIAL REFLECTOR | 080083519224 | 5.238 | 4 | 120 | • | • | | | | | ★ |
| WG/ICF-4FT-B | 4' WHITE WIRE GUARD FOR USE W/IAF & ICF SERIES ONLY | 662400106623 | 0.774 | 12 | 288 | • | • | | • | • | | ★ |

★ Indicates ARRA Eligible Product Ⓜ Indicates EISA Compliant Pulse Start Products  Indicates MarketPro Product













Please reference the Cooper Lighting Stock Guide Terms and Conditions page. Pictures are a representation of product categories and may not illustrate the exact skus listed. Product information is subject to change without notice. Consult factory representative for additional information and inventory details. Visit www.cooperlighting.com for more product information.

| CATALOG NUMBER | DESCRIPTION | UPC CODE | WEIGHT | CASE | | PALLET | | | | |
|--|---|--------------|--------|------|-----|--------|----|----|----|-----|
| | | | | QTY | QTY | IL | CA | NJ | TX | GA |
| Heavy Duty | | | | | | | | | | |
|  | 2 Lamp 4' DMF-232-UNV-EB81-U | 080083608003 | 13.3 | 1 | 24 | | | | | • ★ |
| | 2 LAMP, 4' HEAVY INDUSTRIAL, CEE LISTED ELECTRONIC BALLAST, T8 | | | | | | | | | |

| CATALOG NUMBER | DESCRIPTION | UPC CODE | WEIGHT | CASE QTY | PALLET QTY | IL | CA | NJ | TX | GA | |
|---|----------------------|---|--------------|----------|------------|----|----|----|----|----|---|
| Troffers | | | | | | | | | | | |
| APT Series | | | | | | | | | | | |
| 2 Lamp | | | | | | | | | | | |
|  | APT-232 | 2 LAMP, 2'X4' LENSED TROFFER, PRISMATIC LENS, NEMA PREMIUM T8 UNV ELECTRONIC BALLAST | 080083622009 | 20.5 | 1 | 28 | • | • | • | • | ★ |
| | APT-232-L735 | 2 LAMP, 2'X4' LENSED TROFFER, PRISMATIC LENS, NEMA PREMIUM T8 UNV ELECTRONIC BALLAST W/735 LAMPS | 080083653591 | 21.2 | 1 | 28 | | | | • | ★ |
| | APT-232-L735F | 2 LAMP, 2'X4' LENSED TROFFER, PRISMATIC LENS, NEMA PREMIUM T8 UNV ELECTRONIC BALLAST W/741 LAMPS & FLEX | 080083622078 | 23.38 | 1 | 28 | • | • | • | • | ★ |
| | APP-2U6T8 | 2 U-LAMP, 2'X2' PARABOLIC, 9 CELL, SEMI SPECULAR LOUVER, NEMA PREMIUM T8 UNV ELECTRONIC BALLAST | 080083621880 | 13.7 | 1 | 40 | | | | • | ★ |
| | APT-2U6T8 | 2 LAMP, 2'X2' LENSED TROFFER, PRISMATIC LENS, NEMA PREMIUM U6T8 UNV ELECTRONIC BALLAST | 080083621958 | 10.5 | 1 | 56 | • | • | • | • | ★ |
| 3 Lamp | | | | | | | | | | | |
|  | APT-332 | 3 LAMP, 2'X4' LENSED TROFFER, PRISMATIC LENS, NEMA PREMIUM T8 UNV ELECTRONIC BALLAST | 080083621941 | 20.5 | 1 | 28 | • | • | • | • | ★ |
| | APT-332-L735 | 3 LAMP, 2'X4' LENSED TROFFER, PRISMATIC LENS, NEMA PREMIUM T8 UNV ELECTRONIC BALLAST W/735 LAMPS | 080083622016 | 21.85 | 1 | 28 | • | • | | • | ★ |
| | APT-332-L735F | 3 LAMP, 2'X4' LENSED TROFFER, PRISMATIC LENS, NEMA PREMIUM T8 UNV ELECTRONIC BALLAST W/735 LAMPS & FLEX | 080083621996 | 24.28 | 1 | 28 | • | • | | • | ★ |
| | APT-332-L741 | 3 LAMP, 2'X4' LENSED TROFFER, PRISMATIC LENS, NEMA PREMIUM T8 UNV ELECTRONIC BALLAST W/741 LAMPS | 080083622054 | 21.85 | 1 | 28 | | • | | • | ★ |
| | APT-332-L741F | 3 LAMP, 2'X4' LENSED TROFFER, PRISMATIC LENS, NEMA PREMIUM T8 UNV ELECTRONIC BALLAST W/741 LAMPS & FLEX | 080083622061 | 23.83 | 1 | 28 | | • | | | ★ |
| 4 Lamp | | | | | | | | | | | |
|  | 24GR4840D | 2X4 A LENS LED TROFFER 4800 LUMEN 4000K 0-10V DIM | 080083755417 | 13 | 1 | 56 | | | | |  |
| | APT-432 | 4 LAMP, 2'X4' LENSED TROFFER, PRISMATIC LENS, NEMA PREMIUM T8 UNV ELECTRONIC BALLAST | 080083621934 | 20.5 | 1 | 28 | • | • | • | • | ★ |
| | APT-432-2EB | 4 LAMP, 2'X4' LENSED TROFFER, PRISMATIC LENS, TWO NEMA PREMIUM T8 UNV ELECTRONIC BALLAST | 080083622030 | 23.1 | 1 | 28 | | • | | • | ★ |
| | APT-432-L735 | 4 LAMP, 2'X4' LENSED TROFFER, PRISMATIC LENS, NEMA PREMIUM T8 UNV ELECTRONIC BALLAST, T8 W/735 LAMPS | 080083621972 | 22.3 | 1 | 28 | • | | | • | ★ |
| | APT-432-L735F | 4 LAMP, 2'X4' LENSED TROFFER, PRISMATIC LENS, NEMA PREMIUM T8 UNV ELECTRONIC BALLAST W/735 LAMPS & FLEX | 080083621989 | 24.28 | 1 | 28 | | | | • | ★ |
| | APT-432-L741 | 4 LAMP, 2'X4' LENSED TROFFER, PRISMATIC LENS, NEMA PREMIUM T8 UNV ELECTRONIC BALLAST W/741 LAMPS | 080083621965 | 22.3 | 1 | 28 | • | • | | • | ★ |
| | APT-432-L741F | 4 LAMP, 2'X4' LENSED TROFFER, PRISMATIC LENS, NEMA PREMIUM T8 UNV ELECTRONIC BALLAST W/741 LAMPS & FLEX | 080083622047 | 24.28 | 1 | 28 | • | • | | • | ★ |








★ Indicates ARRA Eligible Product ⓔ Indicates EISA Compliant Pulse Start Products  Indicates MarketPro Product

Please reference the Cooper Lighting Stock Guide Terms and Conditions page. Pictures are a representation of product categories and may not illustrate the exact skus listed. Product information is subject to change without notice. Consult factory representative for additional information and inventory details. Visit www.cooperlighting.com for more product information.

| CATALOG NUMBER | DESCRIPTION | UPC CODE | WEIGHT | CASE PALLET | | | | | | | | |
|--|--|--|---|--------------|------|-----|-----|----|----|----|---|---|
| | | | | QTY | QTY | IL | CA | NJ | TX | GA | | |
| Striplights | | | | | | | | | | | | |
| APS-NS Series | | | | | | | | | | | | |
|  | 2' APS-NS117 | 1 LAMP, 24" NARROW STRIPLIGHT, NEMA PREMIUM T8 UNV ELECTRONIC BALLAST | 080083622313 | 2.975 | 1 | 168 | • | • | • | ★ | | |
| | APS-NS217 | 2 LAMP, 24" NARROW STRIPLIGHT, NEMA PREMIUM T8 UNV ELECTRONIC BALLAST | 080083622320 | 3.042 | 1 | 168 | • | • | • | ★ | | |
|  | 3' APS-NS125 | 1 LAMP, 36" NARROW STRIPLIGHT, NEMA PREMIUM T8 UNV ELECTRONIC BALLAST | 080083622337 | 4.2 | 1 | 84 | | | | • | ★ | |
| | 4' APS-NS132 | 1 LAMP, 48" NARROW STRIPLIGHT, NEMA PREMIUM T8 UNV ELECTRONIC BALLAST | 080083622351 | 3.266 | 1 | 336 | • | • | • | • | ★ | |
|  | APS-NS232 | 2 LAMP, 48" NARROW STRIPLIGHT, NEMA PREMIUM T8 UNV ELECTRONIC BALLAST | 080083622382 | 4.44 | 1 | 336 | • | • | • | • | ★ | |
| |  | 8' APS-8NS132 | 2 LAMP, 96" NARROW STRIPLIGHT, NEMA PREMIUM T8 UNV ELECTRONIC BALLAST | 080083622368 | 11.4 | 1 | 126 | | | | | • |
| APS-8NS232 | | 4 LAMP, 96" NARROW STRIPLIGHT, NEMA PREMIUM T8 UNV ELECTRONIC BALLAST | 080083622399 | 11.4 | 1 | 126 | • | • | • | • | • | ★ |
| APS-WS Series | | | | | | | | | | | | |
|  | 4' APS-WS232 | 2 LAMP, 48" WIDE STRIPLIGHT, NEMA PREMIUM T8 UNV ELECTRONIC BALLAST | 080083622412 | 5.55 | 1 | 90 | • | • | • | • | • | ★ |
| |  | 8' APS-8WS232 | 4 LAMP, 96" WIDE STRIPLIGHT, NEMA PREMIUM T8 UNV ELECTRONIC BALLAST | 080083622405 | 11.4 | 1 | 72 | • | • | • | • | • |
| SLSTP Series | | | | | | | | | | | | |
|  | 2' 2SLSTP1040DD-120V | 2 FT., LINEAR LED STRIPLIGHT, 1000 LUMEN, 4000K, 120V TRIAC DIMMABLE | 080083705771 | 2.52 | 2 | 144 | | | | | • | |
| | 2SLSTP2040DD-120V | 2 FT., LINEAR LED STRIPLIGHT, 2000 LUMEN, 4000K, 120V TRIAC DIMMABLE | 080083705788 | 4.7 | 2 | 144 | | | | | • |  |
|  | 4' 4SLSTP2040DD-120V | 4 FT., LINEAR LED STRIPLIGHT, 2000 LUMEN, 4000K, 120V TRIAC DIMMABLE | 080083705795 | 5.7 | 2 | 72 | | | | | • | |
| | 4SLSTP2040DD-UNV | 4 FT., LINEAR LED STRIPLIGHT, 2000 LUMEN, 4000K, UNV, 0 TO 10V DIMMABLE | 080083705818 | 6.5 | 2 | 72 | • | • | | | • | |
| | 4SLSTP4040DD-120V | 4 FT., LINEAR LED STRIPLIGHT, 4000 LUMEN, 4000K, 120V TRIAC DIMMABLE | 080083705801 | 6.5 | 2 | 72 | • | • | • | | • |  |
| | 4SLSTP4040DD-UNV | 4 FT., LINEAR LED STRIPLIGHT, 4000 LUMEN, 4000K, UNV, 0 TO 10V DIMMABLE | 080083705825 | 6.5 | 2 | 72 | • | • | • | • | • |  |
| Vapor Tite | | | | | | | | | | | | |
| APHDVT Series | | | | | | | | | | | | |
|  | 2 Lamp APHDVT-232 | 2 LAMP, 48" HEAVY DUTY VAPORTITE, NEMA PREMIUM T8 UNV ELECTRONIC BALLAST | 080083623563 | 9.925 | 1 | 35 | | | | | • | ★ |




★ Indicates ARRA Eligible Product Ⓜ Indicates EISA Compliant Pulse Start Products  Indicates MarketPro Product

Please reference the Cooper Lighting Stock Guide Terms and Conditions page. Pictures are a representation of product categories and may not illustrate the exact skus listed. Product information is subject to change without notice. Consult factory representative for additional information and inventory details. Visit www.cooperlighting.com for more product information.

| CATALOG NUMBER | DESCRIPTION | UPC CODE | WEIGHT | CASE QTY | PALLET QTY | IL | CA | NJ | TX | GA | | |
|---|--|--|--------------|----------|------------|----|----|----|----|----|---|---|
| High Bay | | | | | | | | | | | | |
| APHL Series | | | | | | | | | | | | |
|  | 4 Lamp | | | | | | | | | | | |
| | APHL-454-SN-UPL | 4 LAMP, 48" HIGH BAY, NARROW SPECULAR REFLECTOR WITH UPLIGHT, T5HO UNV ELECTRONIC BALLAST | 080083622238 | 15.5 | 1 | 34 | | | • | | ★ | |
| | APHL-454-SW-UPL-L850 | 4 LAMP, 48" HIGH BAY, WIDE SPECULAR REFLECTOR WITH UPLIGHT, T5HO UNV ELECTRONIC BALLAST WITH 850 LAMPS | 080083622245 | 17.5 | 1 | 34 | • | • | | • | ★ | |
|  | 6 Lamp | | | | | | | | | | | |
| | APHL-632-SN-UPL | 6 LAMP, 48" HIGH BAY, NARROW SPECULAR REFLECTOR WITH UPLIGHT, HIGH OUTPUT T8 UNV ELECTRONIC BALLAST | 080083622214 | 17.5 | 1 | 34 | | • | | • | ★ | |
| | APHL-632-SW-UPL | 6 LAMP, 48" HIGH BAY, WIDE SPECULAR REFLECTOR WITH UPLIGHT, HIGH OUTPUT T8 UNV ELECTRONIC BALLAST | 080083622221 | 17.5 | 1 | 34 | • | • | | | • | ★ |
| | APHL-654-SN-UPL | 6 LAMP, 48" HIGH BAY, NARROW SPECULAR REFLECTOR WITH UPLIGHT, T5HO UNV ELECTRONIC BALLAST | 080083622252 | 17.5 | 1 | 34 | | | • | | ★ | |
| | APHL-654-SW-UPL-L850 | 6 LAMP, 48" HIGH BAY, WIDE SPECULAR REFLECTOR WITH UPLIGHT, T5HO UNV ELECTRONIC BALLAST WITH 850 LAMPS | 080083622269 | 17.5 | 1 | 34 | • | | | | ★ | |
| Low Bay | | | | | | | | | | | | |
| APLBC Series | | | | | | | | | | | | |
|  | 2 Lamp | | | | | | | | | | | |
| APLBC-232 | 2 LAMP, 48" LOW BAY INDUSTRIAL, NEMA PREMIUM T8 UNV ELECTRONIC BALLAST | 080083622092 | 7.4 | 1 | 48 | | | • | | • | ★ | |
|  | 4 Lamp | | | | | | | | | | | |
| AP8LBC-232 | 4 LAMP, 96" LOW BAY INDUSTRIAL, NEMA PREMIUM T8 UNV ELECTRONIC BALLAST | 080083622108 | 22.4 | 1 | 48 | • | • | | | • | ★ | |
| Shoplight | | | | | | | | | | | | |
| SHP Series | | | | | | | | | | | | |
|  | 4' LED | | | | | | | | | | | |
| 4SHP3240R | 43" UTILITY SHOPLIGHT LED 3200LM 4000K 120V PHASE CUT DIMMABLE | 080083785599 | 4.3 | 2 | 108 | | • | | | • | | |
| Flushmount | | | | | | | | | | | | |
| FMLED Series | | | | | | | | | | | | |
|  | 20" | | | | | | | | | | | |
| FMLED20WH840PR | 20", LED ROUND FLUSHMOUNT, 4000K, ELECTRONIC DRIVER | 080083706815 | 2.06 | 2 | 24 | | • | | | • | | |
| Recessed Static | | | | | | | | | | | | |
| GR LED Series | | | | | | | | | | | | |
| | 2'x2' | | | | | | | | | | | |
| | 22GR3240D | 2X2 A LENS LED TROFFER 3200 LUMEN 4000K 0-10V DIM | 080083755479 | 8.27 | 1 | 56 | | | • | • | • |  |

★ Indicates ARRA Eligible Product Ⓢ Indicates EISA Compliant Pulse Start Products  Indicates MarketPro Product

Please reference the Cooper Lighting Stock Guide Terms and Conditions page. Pictures are a representation of product categories and may not illustrate the exact skus listed. Product information is subject to change without notice. Consult factory representative for additional information and inventory details. Visit www.cooperlighting.com for more product information.

| CATALOG NUMBER | DESCRIPTION | UPC CODE | WEIGHT | CASE QTY | PALLET QTY | | | | | | |
|----------------|---|--------------|--------|----------|------------|----|----|----|----|---|---|
| | | | | | IL | CA | NJ | TX | GA | | |
| 2'x4' | | | | | | | | | | | |
| 24GR6440D | 2X4 A LENS LED TROFFER 6400 LUMEN 4000K 0-10V DIM | 080083755431 | 20.5 | 1 | 28 | • | | | • | • |  |
| 24GR4240D | 2X4 A LENS LED TROFFER 4200 LUMEN 4000K 0-10V DIM | 080083755370 | 19.8 | 1 | 56 | • | | • | • | • |  |
| 24GR4235D | 2X4 A LENS LED TROFFER 4200 LUMEN 3500K 0-10V DIM | 080083755363 | 13 | 1 | 28 | • | | | • | • |  |

CATALOG NUMBER

DESCRIPTION




UPC CODE WEIGHT CASE QTY PALLET QTY IL CA NJ TX GA

Lumark Outdoor

Wall Mount

LED Square Wall Pack








WPSQLED

| | | | | | | |
|-----------------|---|--------------|-------|---|----|---|
| WPSQLED-100-UNV | LED SQUARE WALL PACK, 101W, 4000K, 120-277V | 080083805709 | 21.63 | 1 | 40 |  |
| WPSQLED-65-UNV | LED SQUARE WALL PACK, 64W, 4000K, 120-277V | 080083805662 | 21.63 | 1 | 40 |  |
| WPSQLED-75-UNV | LED SQUARE WALL PACK, 75W, 4000K, 120-277V | 080083805686 | 21.63 | 1 | 40 |  |

WP LED Wall Pack








WPLLED

| | | | | | | |
|------------------------|--|--------------|------|---|----|---|
| WPLLED-100-GL-UNV | WAL-PAK, LED, 82W, 10,264 LUMENS, 120-277V, 4000K, STANDARD BRONZE, BOROSILICATE LENS | 080083776405 | 16.5 | 1 | 48 |  |
| WPLLED-100-GL-UNV-7050 | WAL-PAK, LED, 82W, 10,424 LUMENS, 120-277V, 5000K, STANDARD BRONZE, BOROSILICATE LENS | 080083776481 | 16.5 | 1 | 48 |  |
| WPLLED-100-GL-UNV-PC | WAL-PAK, LED, 82W, 10,264 LUMENS, 120-277V, 4000K, STANDARD BRONZE, BOROSILICATE LENS, 120-277V PC | 080083776566 | 16.5 | 1 | 48 |  |
| WPLLED-125-GL-UNV | WAL-PAK, LED, 122W, 15,143 LUMENS, 120-277V, 4000K, STANDARD BRONZE, BOROSILICATE LENS | 080083776429 | 18 | 1 | 40 |  |
| WPLLED-125-GL-UNV-7050 | WAL-PAK, LED, 122W, 15,379 LUMENS, 120-277V, 5000K, STANDARD BRONZE, BOROSILICATE LENS | 080083776504 | 18 | 1 | 40 |  |
| WGL/WLPAK | WAL-PAK, LED, LARGE WIRE GUARD (WPL) | 080083777808 | 0.1 | 1 | 24 |  |
| WPLLED-125-GL-UNV-PC | WAL-PAK, LED, 122W, 15,379 LUMENS, 120-277V, 5000K, PC | 080083776580 | 18 | 1 | 40 |  |








WPMLED

| | | | | | | |
|-----------------------|---|--------------|------|---|----|---|
| WPMLED-75-GL-UNV | WAL-PAK, LED, 76W, 8,683 LUMENS, 120-277V, 4000K, STANDARD BRONZE, BOROSILICATE LENS | 080083776382 | 16.2 | 1 | 72 |  |
| WPMLED-75-GL-UNV-7050 | WAL-PAK, LED, 76W, 8,818 LUMENS, 120-277V, 5000K, STANDARD BRONZE, BOROSILICATE LENS | 080083776467 | 16.2 | 1 | 72 |  |
| WPMLED-75-GL-UNV-PC | WAL-PAK, LED, 76W, 8,683 LUMENS, 120-277V, 4000K, STANDARD BRONZE, BOROSILICATE LENS, 120-277V PC | 080083776542 | 16.2 | 1 | 72 |  |
| VSM/WLPAK | WAL-PAK, LED MEDIUM VISOR (WPM) | 080083777785 | 0.1 | 1 | 24 |  |
| WGM/WLPAK | WAL-PAK, LED MEDIUM WIRE GUARD (WPM) | 080083777761 | 0.1 | 1 | 24 |  |



WPSLED

| | | | | | | |
|-----------------------|--|--------------|------|---|-----|---|
| WPSLED-30-GL-UNV | WAL-PAK, LED, 27W, 3,382 LUMENS, 120-277V, 4000K, STANDARD BRONZE, BOROSILICATE LENS | 080083776368 | 9.45 | 6 | 144 |  |
| WPSLED-30-GL-UNV-7050 | WAL-PAK, LED, 27W, 3,435 LUMENS, 120-277V, 5000K, STANDARD BRONZE, BOROSILICATE LENS | 080083776443 | 9.45 | 6 | 144 |  |
| VSL/WLPAK | WAL-PAK, LED LARGE VISOR (WPL) | 080083777822 | 0.1 | 1 | 24 |  |
| VSS/WLPAK | WAL-PAK, LED SMALL VISOR (WPS) | 080083776627 | 0.1 | 1 | 24 |  |
| WGS/WLPAK | WAL-PAK, LED, SMALL WIRE GUARD (WPS) | 080083776603 | 0.1 | 1 | 24 |  |

★ Indicates ARRA Eligible Product Ⓢ Indicates EISA Compliant Pulse Start Products  Indicates MarketPro Product

Please reference the Cooper Lighting Stock Guide Terms and Conditions page. Pictures are a representation of product categories and may not illustrate the exact skus listed. Product information is subject to change without notice. Consult factory representative for additional information and inventory details. Visit www.cooperlighting.com for more product information.

| CATALOG NUMBER | DESCRIPTION | UPC CODE | WEIGHT | CASE QTY | PALLET QTY | IL | CA | NJ | TX | GA | |
|--|---|--------------|--------|----------|------------|----|----|----|----|----|---|
| Crosstour MAXX LED | | | | | | | | | | | |
|  | Full Cutoff - LED | | | | | | | | | | |
| XTOR8B | CROSSTOUR MAXX, LED 81W, WALL MOUNT, FULL CUTOFF DOOR, 5000K, 120-277V, CARBON BRONZE | 080083774814 | 12.3 | 2 | 60 | • | • | • | • | • |  |
| XTOR8B-PMA | CROSSTOUR MAXX, LED 81W, WALL MOUNT, FULL CUTOFF DOOR, POLE MOUNT ARM, 5000K, 120-277V, CARBON BRONZE | 080083775118 | 7.776 | 1 | 60 | • | • | • | • | • | |
| XTOR8B-PC2 | CROSSTOUR MAXX, LED 81W, WALL MOUNT, FULL CUTOFF DOOR, 5000K, 208-277V PC, 120-277V, CARBON BRONZE | 080083775200 | 12.4 | 2 | 96 | | | | | • | |
| XTOR8B-PC1 | CROSSTOUR MAXX, LED 81W, WALL MOUNT, FULL CUTOFF DOOR, 5000K, 120-277V, CARBON BRONZE, 120V PC | 080083774869 | 7.776 | 6 | 270 | • | • | • | • | • | |
| XTOR6B | CROSSTOUR MAXX, LED 58W, WALL MOUNT, FULL CUTOFF DOOR, 5000K, 120-277V, CARBON BRONZE | 080083774807 | 5.55 | 2 | 60 | • | • | • | • | • |  |
| XTOR6B-PC1 | CROSSTOUR MAXX, LED 58W, WALL MOUNT, FULL CUTOFF DOOR, 5000K, 120-277V, CARBON BRONZE, 120V PC | 080083774845 | 7.776 | 2 | 270 | • | • | • | • | • | |
| XTOR6B-PC2 | CROSSTOUR MAXX, LED 58W, WALL MOUNT, FULL CUTOFF DOOR, 5000K, 208-277V PC, 120-277V, CARBON BRONZE | 080083775187 | 7.776 | 6 | 270 | | | | | • | |
| XTOR6B-PMA | CROSSTOUR MAXX, LED 58W, WALL MOUNT, FULL CUTOFF DOOR, POLE MOUNT ARM, 5000K, 120-277V, CARBON BRONZE | 080083775149 | 7.776 | 1 | 60 | | | | | • | |
| XTOR6B-W | CROSSTOUR MAXX, LED 58W, WALL MOUNT, FULL CUTOFF DOOR, 4000K, 120-277V, CARBON BRONZE | 080083775071 | 7.776 | 2 | 60 | | | | | • | |
| XTOR6B-WT | CROSSTOUR MAXX, LED 58W, WALL MOUNT, FULL CUTOFF DOOR, 5000K, 120-277V, SUMMIT WHITE | 080083775132 | 7.776 | 2 | 270 | • | • | • | • | • | |
| XTOR12B | CROSSTOUR MAXX, LED 102W, WALL MOUNT, FULL CUTOFF DOOR, 5000K, 120-277V, CARBON BRONZE | 080083779574 | 12 | 2 | 60 | • | • | • | • | • | |
| XTOR12B-PC1 | CROSSTOUR MAXX, LED 102W, WALL MOUNT, FULL CUTOFF DOOR, 5000K, 120-277V, CARBON BRONZE, 120V PC | 080083779529 | 12 | 2 | 60 | | | | | | |
|  | Refractive Lens - LED | | | | | | | | | | |
| XTOR8BRL | CROSSTOUR MAXX, LED 81W, WALL MOUNT, REFRACTIVE LENS, 5000K, 120-277V, CARBON BRONZE | 080083774852 | 11.9 | 2 | 60 | • | • | • | • | • |  |
| XTOR8BRL-PC1 | CROSSTOUR MAXX, LED 81W, WALL MOUNT, REFRACTIVE LENS, 5000K, 120-277V, CARBON BRONZE, 120V PC | 080083774876 | 12.15 | 2 | 120 | • | • | • | • | • |  |
| XTOR6BRL-PC1 | CROSSTOUR MAXX, LED 58W, WALL MOUNT, REFRACTIVE LENS, 5000K, 120-277V, CARBON BRONZE, 120V PC | 080083774838 | 7.776 | 2 | 270 | | | | | • |  |
| XTOR8BRL-PMA | CROSSTOUR MAXX, LED 81W, WALL MOUNT, REFRACTIVE LENS, POLE MOUNT ARM, 5000K, 120-277V, CARBON BRONZE | 080083775125 | 7.776 | 6 | 270 | | | | | • | |
| XTOR8BRL-PC2 | CROSSTOUR MAXX, LED 81W, WALL MOUNT, REFRACTIVE LENS, 5000K, 120-277V, CARBON BRONZE, 208-277V PC | 080083775088 | 7.776 | 6 | 270 | | | | | • | |
| XTOR6BRL | CROSSTOUR MAXX, LED 58W, WALL MOUNT, REFRACTIVE LENS, 5000K, 120-277V, CARBON BRONZE | 080083774821 | 12.2 | 2 | 80 | • | • | • | • | • |  |
| XTOR6BRL-PC2 | CROSSTOUR MAXX, LED 58W, WALL MOUNT, REFRACTIVE LENS, 5000K, 120-277V, CARBON BRONZE, 208-277V PC | 080083775156 | 7.776 | 6 | 270 | | | | | • | |
| XTOR6BRL-PMA | CROSSTOUR MAXX, LED 58W, WALL MOUNT, REFRACTIVE LENS, POLE MOUNT ARM, 5000K, 120-277V, CARBON BRONZE | 080083775170 | 7.776 | 1 | 60 | | | | | • | |
| XTOR6BRL-W | CROSSTOUR MAXX, LED 58W, WALL MOUNT, REFRACTIVE LENS, 4000K, 120-277V, CARBON BRONZE | 080083775163 | 7.776 | 6 | 270 | • | • | • | • | • | |
| XTOR12BRL | CROSSTOUR MAXX, LED 102W, WALL MOUNT, REFRACTIVE LENS, 5000K, 120-277V, CARBON BRONZE | 080083779581 | 12 | 2 | 60 | • | • | • | • | • |  |
| XTOR12BRL-PC1 | CROSSTOUR MAXX, LED 102W, WALL MOUNT, REFRACTIVE LENS, 5000K, 120-277V, CARBON BRONZE, 120V PC | 080083779505 | 12 | 2 | 60 | | | | | | |
| XTOR6BRL-WT | CROSSTOUR MAXX, LED 58W, WALL MOUNT, REFRACTIVE LENS, 5000K, 120-277V, SUMMIT WHITE | 080083775194 | 7.776 | 2 | 60 | • | • | • | • | • | |

★ Indicates ARRA Eligible Product ⓔ Indicates EISA Compliant Pulse Start Products  Indicates MarketPro Product







Please reference the Cooper Lighting Stock Guide Terms and Conditions page. Pictures are a representation of product categories and may not illustrate the exact skus listed. Product information is subject to change without notice. Consult factory representative for additional information and inventory details. Visit www.cooperlighting.com for more product information.

| CATALOG NUMBER | DESCRIPTION | UPC CODE | WEIGHT | CASE QTY | PALLET QTY | STATE | | | | | |
|-------------------------------------|--|--------------|--------|----------|------------|-------|----|----|----|----|---|
| | | | | | | IL | CA | NJ | TX | GA | |
| Crosstour MAXX LED Accessory | | | | | | | | | | | |
| WG-XTORMX | CROSSTOUR MAXX LED WIRE GUARD | 080083665334 | 1.938 | 1 | 60 | | • | | | • | |
| EWP/XTORMX | CROSSTOUR MAXX WALL PLATE, CARBON BRONZE | 080083700592 | 10 | 1 | 120 | | | | | • | ★ |
| EWP/XTORMX-WT | CROSSTOUR MAXX WALL PLATE, SUMMIT WHITE | 080083700608 | 10 | 1 | 120 | | | | | • | ★ |

Crosstour - LED



Full Cutoff - LED







| | | | | | | | | | | | |
|------------|---|--------------|-------|---|-----|---|---|---|---|---|---|
| XTOR2B-PC1 | CROSSTOUR, LED, 18W, SMALL HOUSING, FULL CUTOFF, 5000K, 120-277V, CARBON BRONZE, 120V PC | 080083778249 | 3.689 | 6 | 240 | • | • | | | • |  |
| XTOR2B-W | CROSSTOUR, LED, 18W, SMALL HOUSING, FULL CUTOFF, 4000K, 120-277V, CARBON BRONZE | 080083778256 | 3.689 | 6 | 240 | • | • | • | • | • | |
| XTOR2B-WT | CROSSTOUR, LED, 18W, SMALL HOUSING, FULL CUTOFF, 5000K, 120-277V, SUMMIT WHITE | 080083778379 | 3.689 | 6 | 240 | | | | | • | |
| XTOR4B | CROSSTOUR, LED, 38W, MEDIUM HOUSING, FULL CUTOFF, 5000K, 120-277V, CARBON BRONZE | 080083778003 | 3.66 | 6 | 270 | • | • | • | • | • | ★  |
| XTOR4B-PC1 | CROSSTOUR, LED, 38W, MEDIUM HOUSING, FULL CUTOFF, 5000K, 120-277V, CARBON BRONZE, 120V PC | 080083778034 | 3.66 | 6 | 270 | • | • | | | • | |
| XTOR1B | CROSSTOUR, LED, 12W, SMALL HOUSING, FULL CUTOFF, 5000K, 120-277V, CARBON BRONZE | 080083777969 | 3.574 | 6 | 240 | • | • | • | • | • |  |
| XTOR1B-PC1 | CROSSTOUR, LED, 12W, SMALL HOUSING, FULL CUTOFF, 5000K, 120-277V, CARBON BRONZE, 120V PC | 080083777990 | 3.574 | 6 | 240 | | • | | | • | |
| XTOR1B-W | CROSSTOUR, LED, 12W, SMALL HOUSING, FULL CUTOFF, 4000K, 120-277V, CARBON BRONZE | 080083777983 | 3.574 | 6 | 240 | • | • | • | • | • | |
| XTOR1B-WT | CROSSTOUR, LED, 12W, SMALL HOUSING, FULL CUTOFF, 5000K, 120-277V, SUMMIT WHITE | 080083777976 | 3.574 | 6 | 240 | | | | | • | |
| XTOR2B | CROSSTOUR, LED, 18W, SMALL HOUSING, FULL CUTOFF, 5000K, 120-277V, CARBON BRONZE | 080083778225 | 3.689 | 6 | 270 | • | • | • | • | • |  |
| XTOR3B | CROSSTOUR, LED, 26W, SMALL HOUSING, FULL CUTOFF, 5000K, 120-277V, CARBON BRONZE | 080083778041 | 3.66 | 6 | 270 | • | • | • | • | • |  |
| XTOR3B-PC1 | CROSSTOUR, LED, 26W, SMALLHOUSING, FULL CUTOFF, 5000K, 120-277V, CARBON BRONZE, 120V PC | 080083778072 | 3.66 | 6 | 270 | • | • | • | | • |  |
| XTOR3B-W | CROSSTOUR, LED, 26W, SMALL HOUSING, FULL CUTOFF, 4000K, 120-277V, CARBON BRONZE | 080083778058 | 3.66 | 6 | 270 | • | • | • | • | • | |
| XTOR3B-WT | CROSSTOUR, LED, 26W, SMALL HOUSING, FULL CUTOFF, 5000K, 120-277V, CARBON SUMMIT WHITE | 080083778065 | 3.66 | 6 | 270 | | | | | • | |
| XTOR4B-W | CROSSTOUR MAXX, LED 38W, WALL MOUNT, FULL CUTOFF DOOR, 4000K, 120-277V, CARBON BRONZE | 080083778027 | 3.66 | 6 | 270 | | | | | • | |
| XTOR4B-WT | CROSSTOUR MAXX, LED 38W, WALL MOUNT, FULL CUTOFF DOOR, 5000K, 120-277V, SUMMIT WHITE | 080083778010 | 3.66 | 6 | 270 | | | | | • | |

Crosstour LED Accessory

| | | | | | | | | | | | |
|-------------|-------------------------------------|--------------|------|----|-----|--|--|--|--|---|---|
| WG/XTOR | WIRE GUARD FOR CROSSTOUR | 080083607402 | 1.75 | 15 | 120 | | | | | • | |
| EWP/XTOR | CROSSTOUR WALL PLATE, CARBON BRONZE | 080083700578 | 4 | 1 | 117 | | | | | • | ★ |
| EWP/XTOR-WT | CROSSTOUR WALL PLATE, SUMMIT WHITE | 080083700585 | 4 | 1 | 117 | | | | | • | ★ |

★ Indicates ARRA Eligible Product Ⓢ Indicates EISA Compliant Pulse Start Products  Indicates MarketPro Product
















Please reference the Cooper Lighting Stock Guide Terms and Conditions page. Pictures are a representation of product categories and may not illustrate the exact skus listed. Product information is subject to change without notice. Consult factory representative for additional information and inventory details. Visit www.cooperlighting.com for more product information.

| CATALOG NUMBER | DESCRIPTION | UPC CODE | WEIGHT | CASE QTY | PALLET QTY | IL | CA | NJ | TX | GA | |
|--|--------------------|--|--------------|----------|------------|----|----|----|----|----|---|
| Wal-Pak | | | | | | | | | | | |
| Refractive Lens - LED | | | | | | | | | | | |
|  | WPL4B | WAL-PAK, LED, 32W, 4199 LUMENS, 120-277V, 5000K, STANDARD BRONZE, REFRACTIVE LENS | 080083751365 | 12.892 | 1 | 24 | • | • | • | • | ★  |
| | WPL3B | WAL-PAK, LED, 27W, 3,333 LUMENS, 120-277V, 5000K, STANDARD BRONZE, REFRACTIVE LENS | 080083751372 | 12.892 | 1 | 18 | | | | • | ★  |
| | WPL6B | WAL-PAK, LED, 46W, 5883 LUMENS, 120-277V, 5000K, STANDARD BRONZE, REFRACTIVE LENS | 080083751402 | 12.892 | 1 | 24 | • | | | • | ★  |
| | LDWP-GL-6B-ED-7040 | WAL-PAK, LED, 46W, 5828 LUMENS, 120-277V, 4000K, STANDARD BRONZE, REFRACTIVE LENS | 080083768462 | 24 | 1 | 24 | | | | | ★ |
| Refractive Lens - High Pressure Sodium | | | | | | | | | | | |
|  | WPS25 | WAL-PAK 250W HPS MULTI-TAP BOROSILICATE GLASS WALL MOUNT, W/LAMP BRONZE, HINGED REMOVABLE DOOR | 080083541225 | 9.623 | 1 | 24 | | | | | ★ |
| | WPS40 | WAL-PAK 400W HPS MULTI-TAP BOROSILICATE GLASS WALL MOUNT, W/LAMP BRONZE, HINGED REMOVABLE DOOR | 080083541232 | 10.898 | 1 | 24 | | | | • | ★ |
| Full Cutoff - LED | | | | | | | | | | | |
|  | WPL3BC | WAL-PAK, 27W, 120-277V, FULL CUTOFF, BRONZE, 5000K, WALL MOUNT | 080083751396 | 12.892 | 1 | 24 | | | | • | ★ |
| | WPL4BC | WAL-PAK, 32W, 120-277V, FULL CUTOFF, BRONZE, 5000K, WALL MOUNT | 080083751389 | 12.892 | 1 | 24 | • | | | • | ★ |
| | WPL6BC | WAL-PAK, 46W, 120-277V, FULL CUTOFF, BRONZE, 5000K, WALL MOUNT | 080083751419 | 12.892 | 1 | 24 | | | | • | ★ |
| Wal-Pak Accessory | | | | | | | | | | | |
| | WG/WPGL | WAL-PAK BOROSILICATE GLASS DOOR WIRE GUARD | 080083545674 | 1.679 | 1 | 63 | | | | • | |

Floodlight




★ Indicates ARRA Eligible Product Ⓢ Indicates EISA Compliant Pulse Start Products  Indicates MarketPro Product

Please reference the Cooper Lighting Stock Guide Terms and Conditions page. Pictures are a representation of product categories and may not illustrate the exact skus listed. Product information is subject to change without notice. Consult factory representative for additional information and inventory details. Visit www.cooperlighting.com for more product information.


| CATALOG NUMBER | DESCRIPTION | UPC CODE | WEIGHT | CASE QTY | PALLET QTY | IL | CA | NJ | TX | GA | |
|--|---|--------------|--------|----------|------------|----|----|----|----|----|---|
| Night Falcon LED Floodlight | | | | | | | | | | | |
|  | Small Knuckle Mount | | | | | | | | | | |
| NFFLD-S-C15-KNC-UNV | NIGHT FALCON SMALL, 52W, 4000K, 120-277V, 6X6, KNUCKLE, CARBON BRONZE | 080083760268 | 13.34 | 1 | 48 | | | | • | • |  |
| NFFLD-S-C70-KNC-UNV | NIGHT FALCON SMALL, 20W, 4000K, 120-277V, 6X6, KNUCKLE, CARBON BRONZE | 080083760282 | 13.34 | 1 | 48 | | | | • | • |  |
| NFFLD-S-C15-KNC-UNV-PC2 | NIGHT FALCON SMALL, 52W, 4000K, 120-277V, 6X6, KNUCKLE, CARBON BRONZE, 208-277V PHOTOCONTROL | 080083788170 | 13.34 | 1 | 48 | | | | • | | |
| NFFLD-S-C70-KNC-UNV-PC2 | NIGHT FALCON SMALL, 20W, 4000K, 120-277V, 6X6, KNUCKLE, CARBON BRONZE, 208-277V PC | 080083788194 | 13.34 | 1 | 48 | | | | • | | |
| NFFLD-S-C70-KNC-UNV-PC1 | NIGHT FALCON SMALL, 20W, 4000K, 120-277V, 6X6, KNUCKLE, CARBON BRONZE, 120V-277VPC | 080083760350 | 13.34 | 1 | 48 | | | | • | | |
| NFFLD-S-C15-KNC-UNV-PC1 | NIGHT FALCON SMALL, 52W, 4000K, 120-277V, 6X6, KNUCKLE, CARBON BRONZE, 120-277V PHOTOCONTROL | 080083760329 | 13.34 | 1 | 48 | | | | • | | |
|  | Small Trunnion Mount | | | | | | | | | | |
| NFFLD-S-C70-T-UNV | NIGHT FALCON SMALL, 20W, 4000K, 120-277V, 6X6, TRUNNION, CARBON BRONZE | 080083760299 | 13.34 | 1 | 48 | | | | • | | |
| NFFLD-S-C15-T-UNV | NIGHT FALCON SMALL, 52W, 4000K, 120-277V, 6X6, TRUNNION, CARBON BRONZE | 080083760275 | 13.34 | 1 | 48 | | | | • | |  |
| NFFLD-S-C15-T-UNV-PC2 | NIGHT FALCON SMALL, 52W, 4000K, 120-277V, 6X6, TRUNNION, CARBON BRONZE, 208-277V PHOTOCONTROL | 080083788200 | 13.34 | 1 | 48 | • | • | • | • | • | |
| NFFLD-S-C70-T-UNV-PC2 | NIGHT FALCON SMALL, 20W, 4000K, 120-277V, 6X6, TRUNNION, CARBON BRONZE, 208-277V PHOTOCONTROL | 080083788187 | 13.34 | 1 | 48 | | | | • | | |
| NFFLD-S-C15-T-UNV-PC1 | NIGHT FALCON SMALL, 52W, 4000K, 120-277V, 6X6, TRUNNION, CARBON BRONZE, 120-277V PC | 080083760336 | 13.34 | 1 | 48 | • | • | • | • | • | |
|  | Slipfitter Mount | | | | | | | | | | |
| VS/NFFLD | NIGHT FALCON LED FLOODLIGHT VANDAL SHIELD | 080083747993 | 1 | 1 | 126 | | • | | | • | |
| WG/NFFLD | NIGHT FALCON LED FLOODLIGHT WIRE GUARD | 080083748006 | 1 | 1 | 126 | | • | | | • | |
| TS2/NFFLD-CB | NIGHT FALCON LED FLOODLIGHT TOP AND SIDE VISOR, BRONZE | 080083736270 | 1 | 1 | 126 | | • | | | • | |
| NFFLD-C40-S | NIGHT FALCON, 129W, 4000K, 120-277V, 6X6, SLIPFITTER, CARBON BRONZE | 080083801206 | 19.7 | 1 | 20 | • | • | • | • | • |  |
| NFFLD-C25-S | NIGHT FALCON, 85W, 4000K, 120-277V, 6X6, SLIPFITTER, CARBON BRONZE | 080083801244 | 19.752 | 1 | 20 | • | • | • | • | • |  |
|  | Trunnion Mount | | | | | | | | | | |
| NFFLD-C40-T | NIGHT FALCON, 129W, 4000K, 120-277V, 6X6, TRUNNION, CARBON BRONZE | 080083801183 | 22.85 | 1 | 20 | • | • | • | • | • |  |
| NFFLD-C25-T | 6X6 NIGHT FALCON, 85W, 4000K, 120-277V, TRUNNION, CARBON BRONZE | 080083801220 | 19.752 | 1 | 20 | • | • | • | • | • |  |
|  | Large Slipfitter Mount | | | | | | | | | | |
| NFFLD-L-C100-S | NIGHT FALCON LARGE, 252W, 4000K, 120-277V, 6X6, SLIPTFITTER, CARBON BRONZE | 080083800889 | 47.75 | 1 | 6 | • | • | • | • | • |  |
|  | Large Trunnion Mount | | | | | | | | | | |
| NFFLD-L-C100-T | NIGHT FALCON LARGE, 252W, 4000K, 120-277V, 6X6, TRUNNION, CARBON BRONZE | 080083800902 | 47.75 | 1 | 6 | • | • | • | • | • |  |

★ Indicates ARRA Eligible Product Ⓜ Indicates EISA Compliant Pulse Start Products  Indicates MarketPro Product


Please reference the Cooper Lighting Stock Guide Terms and Conditions page. Pictures are a representation of product categories and may not illustrate the exact skus listed. Product information is subject to change without notice. Consult factory representative for additional information and inventory details. Visit www.cooperlighting.com for more product information.


| CATALOG NUMBER | DESCRIPTION | UPC CODE | WEIGHT | CASE QTY | PALLET QTY | IL | CA | NJ | TX | GA | | |
|--|--------------------------------------|---|--------------|----------|------------|-----|----|----|----|----|---|---|
| Crosstour Floodlight | | | | | | | | | | | | |
|  | Knuckle Mount XTORFLD-KNC | CROSSTOUR, KNUCKLE FLOODLIGHT KIT CARBON BRONZE, INCLUDES 1/2" KNUCKLE PLATE, SMALL AND LARGE VISOR AND IMPACT SHIELD. CROSSTOUR LUMINAIRE SOLD SEPARATELY. | 080083619115 | 1.352 | 12 | 420 | • | • | • | • | • |  |
| | XTORFLD-KNC-WT | CROSSTOUR, KNUCKLE FLOODLIGHT KIT SUMMIT WHITE, INCLUDES 1/2" KNUCKLE PLATE, SMALL AND LARGE VISOR AND IMPACT SHIELD. CROSSTOUR LUMINAIRE SOLD SEPARATELY. | 080083619139 | 1.421 | 4 | 120 | | | | | • | |
|  | Trunnion Mount XTORFLD-TRN | CROSSTOUR, TRUNNION FLOODLIGHT KIT CARBON BRONZE, INCLUDES TRUNNION BRACKET, SMALL AND LARGE VISOR AND IMPACT SHIELD. CROSSTOUR LUMINAIRE SOLD SEPARATELY. | 080083619153 | 1.968 | 4 | 120 | • | • | • | • | • | |
| | XTORFLD-TRN-WT | CROSSTOUR, TRUNNION FLOODLIGHT KIT SUMMIT WHITE, INCLUDES TRUNNION BRACKET, SMALL AND LARGE VISOR AND IMPACT SHIELD. CROSSTOUR LUMINAIRE SOLD SEPARATELY. | 080083619177 | 2.006 | 4 | 120 | | • | | | • | |

SF Falcon

| | | | | | | | | | | | | |
|--|--|---|--------------|----|---|----|---|--|--|--|--|---|
|  | Knuckle - Compact Fluorescent CFSF-K-42-E-LL | SF FALCON FLOOD COMPACT FLUORESCENT, 42W CF 120V-277V KNUCKLE W/LAMP BRONZE | 623961916595 | 10 | 1 | 48 | • | | | | | ★ |
|--|--|---|--------------|----|---|----|---|--|--|--|--|---|



Warrior

| | | | | | | | | | | | | |
|---|--|--|--------------|----|---|----|--|--|--|--|---|---|
|  | Slipfitter - High Pressure Sodium XS40 | WARRIOR FLOODLIGHT 400W HPS MULTI-TAP SLIPFITTER W/LAMP BRONZE | 662400117476 | 34 | 1 | 24 | | | | | • | ★ |
|---|--|--|--------------|----|---|----|--|--|--|--|---|---|

| | | | | | | | | | | | | |
|--|--|--|--------------|----|---|----|--|--|--|--|---|---|
|  | Trunnion - High Pressure Sodium WS40 | WARRIOR FLOODLIGHT 400W HPS MULTI-TAP TRUNNION W/LAMP BRONZE | 662400117360 | 38 | 1 | 24 | | | | | • | ★ |
|--|--|--|--------------|----|---|----|--|--|--|--|---|---|

Parking/Canopy

Quadcast - LED

| | | | | | | | | | | | | |
|--|------------------------------------|---|--------------|-------|----|-----|---|---|---|---|---|---|
|  | Quadcast - LED QDCOV | QUADCAST COVER | 080083727261 | 1.716 | 12 | 144 | | | | | • | |
| | QDCAST1B | QUADCAST LED PARKING GARAGE/CANOPY, 56W, HINGED DOOR. UNIVERSAL MOUNTING PLATE, 4-LED OPTICAL PANELS, 120V-277V, 4000K, CONCRETE GREY | 080083632749 | 8.8 | 4 | 48 | • | • | • | • | • | |
|  | Quadcast Birdguard QDPBG | QUADCAST LED PARKING GARAGE, 6" PENDANT BIRD GUARD | 080083650989 | 1.95 | 1 | 36 | | | | | • | ★ |

CATALOG NUMBER

DESCRIPTION

UPC CODE WEIGHT CASE QTY PALLET QTY IL CA NJ TX GA

Canopy

Canopy Slim Low Profile



LED 40-55W

| | | | | | | | | | | |
|------------------------|--|--------------|------|---|-----|---|---|---|---|---|
| CLCSLED-40-SM-UNV | LED CANOPY LUMINAIRE, 36W, 120-277V, 4000K | 080083776061 | 6.8 | 6 | 108 | • | • | • | • | • |
| CLCSLED-40-SM-UNV-7050 | LED CANOPY LUMINAIRE, 36W, 120-277V, 5000K | 080083776184 | 6.85 | 6 | 144 | • | • | • | • | • |
| CLCSLED-55-SM-UNV | LED CANOPY LUMINAIRE, 56W, 120-277V, 4000K | 080083776085 | 0.1 | 6 | 108 | • | • | • | • | • |
| CLCSLED-55-SM-UNV-7050 | LED CANOPY LUMINAIRE, 56W, 120-277V, 5000K | 080083776207 | 7.4 | 6 | 72 | • | • | • | • | • |
| CLCSLED-40-SM-UNV-BPC | LED CANOPY LUMINAIRE, 36W, 120-277V, 4000K, PC | 080083776269 | 0.1 | 1 | 16 | • | • | • | • | • |
| CLCSLED-55-SM-UNV-BPC | LED CANOPY LUMINAIRE, 56W, 120-277V, 4000K, PC | 080083776283 | 0.1 | 1 | 144 | • | • | • | • | • |



LED 86-117W

| | | | | | | | | | | |
|-------------------------|---|--------------|------|---|----|---|---|---|---|---|
| CLCSLED-117-SM-UNV | LED CANOPY LUMINAIRE, 121W, 120-277V, 4000K | 080083776160 | 0.1 | 1 | 44 | • | • | • | • | • |
| CLCSLED-117-SM-UNV-7050 | LED CANOPY LUMINAIRE, 121W, 120-277V, 5000K | 080083776245 | 14.6 | 1 | 42 | • | • | • | • | • |
| CLCSLED-86-SM-UNV | LED CANOPY LUMINAIRE, 92W, 120-277V, 4000K | 080083776108 | 14.4 | 1 | 54 | • | • | • | • | • |
| CLCSLED-86-SM-UNV-7050 | LED CANOPY LUMINAIRE, 92W, 120-277V, 5000K | 080083776221 | 14.6 | 1 | 54 | • | • | • | • | • |
| CLCSLED-117-SM-UNV-BPC | LED CANOPY LUMINAIRE, 121W, 120-277V, 4000K, PC | 080083776320 | 0.1 | 1 | 44 | • | • | • | • | • |
| CLCSLED-86-SM-UNV-BPC | LED CANOPY LUMINAIRE, 92W, 120-277V, 4000K, PC | 080083776306 | 0.1 | 1 | 44 | • | • | • | • | • |

Area / Site

Prevail LED



LED

| | | | | | | | | | | |
|-----------------------------|--|--------------|------|---|----|---|---|---|---|---|
| PRVS-A40-UNV-T3 | PREVAIL LED AREA/SITE, 143W, 15,100 LUMENS, T3, 4000K, 120-277V, STANDARD MOUNTING ARM, BRONZE | 080083746231 | 15 | 1 | 16 | • | • | • | • | • |
| PRVS-A25-UNV-T3 | PREVAIL LED AREA/SITE, 87W, 10,200 LUMENS, T3, 4000K, 120-277V, STANDARD MOUNTING ARM, BRONZE | 080083746224 | 14.5 | 1 | 16 | • | • | • | • | • |
| PRVS-A15-UNV-T3 | PREVAIL LED AREA/SITE, 57W, 6,100 LUMENS, T3, 4000K, 120-277V, STANDARD MOUNTING ARM, BRONZE | 080083746217 | 14 | 1 | 16 | • | • | • | • | • |
| PRVS-A15-UNV-T3-MSP/DIM-L30 | PREVAIL LED AREA/SITE, 57W, 6,100 LUMENS, T3, 4000K, 120-277V, STANDARD MOUNTING ARM, BRONZE, DIMMING AND OCCUPANCY SENSOR | 080083745715 | 14 | 1 | 16 | • | • | • | • | • |
| PRVS-A15-UNV-T4 | PREVAIL LED AREA/SITE, 57W, 6,100 LUMENS, T4, 4000K, 120-277V, STANDARD MOUNTING ARM, BRONZE | 080083753499 | 14 | 1 | 16 | • | • | • | • | • |
| PRVS-A25-UNV-T3-MSP/DIM-L30 | PREVAIL LED AREA/SITE, 87W, 10,200 LUMENS, T3, 4000K, 120-277V, STANDARD MOUNTING ARM, BRONZE, DIMMING AND OCCUPANCY SENSOR | 080083745722 | 14.5 | 1 | 16 | • | • | • | • | • |
| PRVS-A25-UNV-T4 | PREVAIL LED AREA/SITE, 87W, 10,200 LUMENS, T4, 4000K, 120-277V, STANDARD MOUNTING ARM, BRONZE, TYPE 4 | 080083753482 | 14.5 | 1 | 16 | • | • | • | • | • |
| PRVS-A40-UNV-T3-MSP/DIM-L30 | PREVAIL LED AREA/SITE, 143W, 15,100 LUMENS, T3, 4000K, 120-277V, STANDARD MOUNTING ARM, BRONZE, DIMMING AND OCCUPANCY CENTER | 080083745739 | 15 | 1 | 16 | • | • | • | • | • |
| PRVS-A40-UNV-T4 | PREVAIL LED AREA/SITE, 143W, 15,100 LUMENS, T4, 4000K, 120-277V, STANDARD MOUNTING ARM, BRONZE | 080083753475 | 15 | 1 | 16 | • | • | • | • | • |
| PRV-A15-D-UNV-T5-SA-BZ | PREVAIL LED AREA/SITE, 57W, 6,100 LUMENS, T5, 4000K, 120-277V, STANDARD MOUNTING ARM, BRONZE | 080083774623 | 14 | 1 | 16 | • | • | • | • | • |
| PRV-A25-D-UNV-T5-SA-BZ | PREVAIL LED AREA/SITE, 87W, 10,200 LUMENS, T5, 4000K, 120-277V, STANDARD MOUNTING ARM, BRONZE | 080083774630 | 14.5 | 1 | 16 | • | • | • | • | • |
| PRV-A40-D-UNV-T5-SA-BZ | PREVAIL LED AREA/SITE, 143W, 14600 LUMENS, T5, 4000K, 120-277V, STANDARD MOUNTING ARM, BRONZE | 080083774647 | 14 | 1 | 16 | • | • | • | • | • |
| PRVS-A60-UNV-T3 | PREVAIL LED AREA/SITE, 163W, 18,992 LUMENS, T3, 4000K, 120-277V, STANDARD MOUNTING ARM, BRONZE | 080083773695 | 15 | 1 | 16 | • | • | • | • | • |
| PRVS-A60-UNV-T3-MSP/DIM-L30 | PREVAIL LED AREA/SITE, 163W, 18,992 LUMENS, T3, 4000K, 120-277V, STANDARD MOUNTING ARM, BRONZE, OCCUPANCY AND DIMMING | 080083773732 | 15 | 1 | 16 | • | • | • | • | • |
| PRVS-A60-UNV-T4 | PREVAIL LED AREA/SITE, 163W, 18,935 LUMENS, T4, 4000K, 120-277V, STANDARD MOUNTING ARM, BRONZE | 080083773701 | 15 | 1 | 16 | • | • | • | • | • |
| PRVS-A60-UNV-T4-MSP/DIM-L30 | PREVAIL LED AREA/SITE, 163W, 18,935 LUMENS, T4, 4000K, 120-277V, STANDARD MOUNTING ARM, BRONZE, DIMMING AND OCCUPANCY SENSOR | 080083788163 | 15 | 1 | 16 | • | • | • | • | • |

★ Indicates ARRA Eligible Product Ⓜ Indicates EISA Compliant Pulse Start Products  Indicates MarketPro Product

Please reference the Cooper Lighting Stock Guide Terms and Conditions page. Pictures are a representation of product categories and may not illustrate the exact skus listed. Product information is subject to change without notice. Consult factory representative for additional information and inventory details. Visit www.cooperlighting.com for more product information.

| CATALOG NUMBER | DESCRIPTION | UPC CODE | WEIGHT | CASE PALLET | | | | | |
|--------------------------|--|--------------|--------|-------------|-----|----|----|----|----|
| | | | | QTY | QTY | IL | CA | NJ | TX |
| LED | | | | | | | | | |
| PFPRV-1-A40-T3-20-9 | PREVAIL LED AREA/SITE POLE AND FIXTURE COMBO, 143W, 15,100 LUMENS, T3, 4000K, 120-277V, STANDARD MOUNTING ARM, BRONZE, SINGLE FIXTURE, 90MPH, 20FT | 080083764204 | 1 | 1 | 1 | • | • | ★ | |
| PFPRV-1-A15-T3-15-N/AB | PREVAIL LED AREA/SITE POLE AND FIXTURE COMBO, 57W, 6,100 LUMENS, T3, 4000K, 120-277V, STANDARD MOUNTING ARM, BRONZE, SINGLE FIXTURE, 80MPH, 15FT, NO ANCHOR BOLTS | 080083779437 | 1 | 1 | 1 | | | | |
| PFPRV-1-A15-T4-15-N/AB | PREVAIL LED AREA/SITE POLE AND FIXTURE COMBO, 57W, 6,100 LUMENS, T4, 4000K, 120-277V, STANDARD MOUNTING ARM, BRONZE, SINGLE FIXTURE, 80MPH, 15FT, NO ANCHOR BOLTS | 080083779420 | 1 | 1 | 1 | | | | |
| PFPRV-1-A25-T3-15-N/AB | PREVAIL LED AREA/SITE POLE AND FIXTURE COMBO, 87W, 10,200 LUMENS, T3, 4000K, 120-277V, STANDARD MOUNTING ARM, BRONZE, SINGLE FIXTURE, 80MPH, 15FT, NO ANCHOR BOLTS | 080083779413 | 1 | 1 | 1 | | | | |
| PFPRV-1-A25-T3-20-N/AB | PREVAIL LED AREA/SITE POLE AND FIXTURE COMBO, 87W, 10,200 LUMENS, T3, 4000K, 120-277V, STANDARD MOUNTING ARM, BRONZE, SINGLE FIXTURE, 80MPH, 20FT, NO ANCHOR BOLTS | 080083779406 | 1 | 1 | 1 | | | | |
| PFPRV-1-A25-T3-25-N/AB | PREVAIL LED AREA/SITE POLE AND FIXTURE COMBO, 87W, 10,200 LUMENS, T3, 4000K, 120-277V, STANDARD MOUNTING ARM, BRONZE, SINGLE FIXTURE, 80MPH, 25FT, NO ANCHOR BOLTS | 080083779390 | 1 | 1 | 1 | | | | |
| PFPRV-1-A25-T4-20-N/AB | PREVAIL LED AREA/SITE POLE AND FIXTURE COMBO, 87W, 10,200 LUMENS, T4, 4000K, 120-277V, STANDARD MOUNTING ARM, BRONZE, SINGLE FIXTURE, 80MPH, 20FT, NO ANCHOR BOLTS | 080083779383 | 1 | 1 | 1 | | | | |
| PFPRV-1-A25-T4-25-N/AB | PREVAIL LED AREA/SITE POLE AND FIXTURE COMBO, 87W, 10,200 LUMENS, T4, 4000K, 120-277V, STANDARD MOUNTING ARM, BRONZE, SINGLE FIXTURE, 80MPH, 25FT, NO ANCHOR BOLTS | 080083779376 | 1 | 1 | 1 | | | | |
| PFPRV-1-A40-T4-30-0-N/AB | PREVAIL LED AREA/SITE POLE AND FIXTURE COMBO, 143W, 15,100 LUMENS, T4, 4000K, 120-277V, STANDARD MOUNTING ARM, BRONZE, SINGLE FIXTURE, 100MPH, 30FT, NO ANCHOR BOLTS | 080083779352 | 1 | 1 | 1 | | | | |
| PFPRV-1-A40-T4-30-9-N/AB | PREVAIL LED AREA/SITE POLE AND FIXTURE COMBO, 143W, 15,100 LUMENS, T4, 4000K, 120-277V, STANDARD MOUNTING ARM, BRONZE, SINGLE FIXTURE, 90MPH, 30FT, NO ANCHOR BOLTS | 080083779345 | 1 | 1 | 1 | | | | |
| PFPRV-2-A40-T4-20 | PREVAIL LED COMBO, 143W, 15,100 LUMENS, T4, 4000K, 120-277V, STANDARD MOUNTING ARM, 2 FIXTURES, 20FT MOUNTING HEIGHT, BRONZE | 080083779666 | 1 | 1 | 1 | | | ★ | |
| PFPRV-2-A40-T4-25 | PREVAIL LED COMBO, 143W, 15,100 LUMENS, T4, 4000K, 120-277V, STANDARD MOUNTING ARM, 2 FIXTURES, 25FT MOUNTING HEIGHT, BRONZE | 080083788392 | 1 | 1 | 1 | • | | ★ | |
| PFPRV-1-A60-T3-20 | PREVAIL LED AREA/SITE POLE AND FIXTURE COMBO, 163W, 18,992 LUMENS, T3, 4000K, 120-277V, STANDARD MOUNTING ARM, BRONZE, SINGLE FIXTURE, 80MPH, 20FT | 080083787517 | 1 | 1 | 1 | | | ★ | |
| PFPRV-1-A60-T3-25 | PREVAIL LED AREA/SITE POLE AND FIXTURE COMBO, 163W, 18,992 LUMENS, T3, 4000K, 120-277V, STANDARD MOUNTING ARM, BRONZE, SINGLE FIXTURE, 80MPH, 25FT | 080083787494 | 1 | 1 | 1 | | | ★ | |
| PFPRV-1-A60-T3-25-0 | PREVAIL LED AREA/SITE POLE AND FIXTURE COMBO, 163W, 18,992 LUMENS, T3, 4000K, 120-277V, STANDARD MOUNTING ARM, BRONZE, SINGLE FIXTURE, 100MPH, 25FT | 080083787487 | 1 | 1 | 1 | | | ★ | |
| PFPRV-1-A60-T3-30 | PREVAIL LED AREA/SITE POLE AND FIXTURE COMBO, 163W, 18,992 LUMENS, T3, 4000K, 120-277V, STANDARD MOUNTING ARM, BRONZE, SINGLE FIXTURE, 80MPH, 30FT | 080083787463 | 1 | 1 | 1 | | | ★ | |
| PFPRV-1-A60-T3-30-0 | PREVAIL LED AREA/SITE POLE AND FIXTURE COMBO, 163W, 18,992 LUMENS, T3, 4000K, 120-277V, STANDARD MOUNTING ARM, BRONZE, SINGLE FIXTURE, 100MPH, 30FT | 080083786558 | 1 | 1 | 1 | | | ★ | |
| PFPRV-1-A60-T3-30-9 | PREVAIL LED AREA/SITE POLE AND FIXTURE COMBO, 163W, 18,992 LUMENS, T3, 4000K, 120-277V, STANDARD MOUNTING ARM, BRONZE, SINGLE FIXTURE, 90MPH, 30FT | 080083786541 | 1 | 1 | 1 | | | ★ | |
| PFPRV-1-A60-T4-20 | PREVAIL LED AREA/SITE POLE AND FIXTURE COMBO, 163W, 18,935 LUMENS, T4, 4000K, 120- | 080083787500 | 1 | 1 | 1 | | | ★ | |



★ Indicates ARRA Eligible Product Ⓢ Indicates EISA Compliant Pulse Start Products  Indicates MarketPro Product

| CATALOG NUMBER | DESCRIPTION | UPC CODE | WEIGHT | CASE QTY | PALLET | | | | | ★ | |
|---------------------------------|--|--------------|--------|----------|--------|----|----|----|----|---|---|
| | | | | | IL | CA | NJ | TX | GA | | |
| PFPRV-1-A60-T4-25 | 277V, STANDARD MOUNTING ARM, BRONZE, SINGLE FIXTURE, 80MPH, 20FT PREVAIL LED AREA/SITE POLE AND FIXTURE COMBO, 163W, 18,935 LUMENS, T4, 4000K, 120-277V, STANDARD MOUNTING ARM, BRONZE, SINGLE FIXTURE, 80MPH, 25FT | 080083787470 | 1 | 1 | 1 | | | | | | ★ |
| PFPRV-1-A60-T4-30 | PREVAIL LED AREA/SITE POLE AND FIXTURE COMBO, 163W, 18,935 LUMENS, T4, 4000K, 120-277V, STANDARD MOUNTING ARM, BRONZE, SINGLE FIXTURE, 80MPH, 30FT | 080083786534 | 1 | 1 | 1 | | | | | | ★ |
| PFPRV-2-A60-T3-20 | PREVAIL LED AREA/SITE POLE AND FIXTURE COMBO, 163W, 18,992 LUMENS, T3, 4000K, 120-277V, STANDARD MOUNTING ARM, BRONZE, TWIN FIXTURE, 80MPH, 20FT | 080083786527 | 1 | 1 | 1 | | | | | | ★ |
| PFPRV-2-A60-T3-25 | PREVAIL LED AREA/SITE POLE AND FIXTURE COMBO, 163W, 18,992 LUMENS, T3, 4000K, 120-277V, STANDARD MOUNTING ARM, BRONZE, TWIN FIXTURE, 80MPH, 25FT | 080083786510 | 1 | 1 | 1 | | | | | | ★ |
| PFPRV-2-A40-T4-30 | PREVAIL LED AREA/SITE, 143W, 15,157 LUMENS, 2 HEADS, T4, 4000K, 120-277V, STANDARD MOUNTING ARM, BRONZE, 30FT | 080083803064 | 1 | 1 | 1 | • | | | | | ★ |
| PFPRV-1-A40-T5-30 | PREVAIL LED AREA/SITE POLE AND FIXTURE COMBO, 143W, 15,100 LUMENS, T5, 4000K, 120-277V, STANDARD MOUNTING ARM, BRONZE, SINGLE FIXTURE, 80MPH, 30FT | 080083803019 | 1 | 1 | 1 | | | | | | ★ |
| PFPRV-1-A15-T5-15 | PREVAIL LED AREA/SITE POLE AND FIXTURE COMBO, 57W, 6,100 LUMENS, T5, 4000K, 120-277V, STANDARD MOUNTING ARM, BRONZE, SINGLE FIXTURE, 80MPH, 15FT | 080083803057 | 1 | 1 | 1 | | | | | | ★ |
| PFPRV-1-A25-T5-20 | PREVAIL LED AREA/SITE POLE AND FIXTURE COMBO, 87W, 10,200 LUMENS, T5, 4000K, 120-277V, STANDARD MOUNTING ARM, BRONZE, SINGLE FIXTURE, 80MPH, 20FT | 080083803040 | 1 | 1 | 1 | | | | | | ★ |
| PFPRV-1-A25-T5-25 | PREVAIL LED AREA/SITE POLE AND FIXTURE COMBO, 87W, 10,200 LUMENS, T5, 4000K, 120-277V, STANDARD MOUNTING ARM, BRONZE, SINGLE FIXTURE, 80MPH, 25FT | 080083803033 | 1 | 1 | 1 | | | | | | ★ |
| PFPRV-1-A40-T5-25 | PREVAIL LED AREA/SITE POLE AND FIXTURE COMBO, 143W, 15,100 LUMENS, T5, 4000K, 120-277V, STANDARD MOUNTING ARM, BRONZE, SINGLE FIXTURE, 80MPH, 25FT | 080083803026 | 1 | 1 | 1 | | | | | | ★ |
| PFPRV-2-A60-T4-20 | PREVAIL LED AREA/SITE POLE AND FIXTURE COMBO, 163W, 18,935 LUMENS, T4, 4000K, 120-277V, STANDARD MOUNTING ARM, BRONZE, TWIN FIXTURE, 80MPH, 20FT | 080083812264 | 1 | 1 | 1 | | | | | | ★ |
| PFPRV-1-A60-T3-30-0-MSP/DIM-L30 | PREVAIL LED AREA/SITE POLE AND FIXTURE COMBO, 163W, 18,992 LUMENS, T3, 4000K, 120-277V, STANDARD MOUNTING ARM, BRONZE, SINGLE FIXTURE, 100MPH, 30FT, DIMMING/OCCUPANCY | 080083812271 | 1 | 1 | 1 | | | | | | ★ |
| PFPRV-1-A60-T3-25-0-N/AB | PREVAIL LED AREA/SITE POLE AND FIXTURE COMBO, 163W, 18,992 LUMENS, T3, 4000K, 120-277V, STANDARD MOUNTING ARM, BRONZE, SINGLE FIXTURE, 100MPH, 25FT, NO ANCHOR BOLTS | 080083812288 | 1 | 1 | 1 | | | | • | | ★ |

Caretaker LED Area Luminaire



Full-cutoff-LED

| | | | | | | | | | | | | | |
|---------------|---|--------------|-------|---|----|---|---|---|---|---|---|---|---|
| CTKRV1A | CARETAKER LED AREA LUMINAIRE, 50W, 120V, 5000K, PHOTOCONTROL, UNIVERSAL MOUNTING BRACKET | 080083699063 | 7.098 | 3 | 54 | • | • | • | • | • | • | ★ |  |
| CTKRV1A-D-UNV | CARETAKER LED AREA LUMINAIRE, 50W, 120-277V, DIMMING, 5000K, PHOTOCONTROL, UNIVERSAL MOUNTING BRACKET | 080083788385 | 7.098 | 3 | 54 | • | • | • | | | | | |
| CTKRV2A | CARETAKER LED AREA LUMINAIRE, 70W, 120V, 5000K, PHOTOCONTROL, UNIVERSAL MOUNTING BRACKET | 080083755752 | 7.098 | 1 | 45 | • | • | | | | | ★ |  |
| CTKRV2A-D-UNV | CARETAKER LED AREA LUMINAIRE, 70W, 120-277V, DIMMING, 5000K, PHOTOCONTROL, UNIVERSAL MOUNTING BRACKET | 080083788378 | 7.098 | 3 | 54 | • | | | | | | | |

★ Indicates ARRA Eligible Product ⓔ Indicates EISA Compliant Pulse Start Products  Indicates MarketPro Product

Please reference the Cooper Lighting Stock Guide Terms and Conditions page. Pictures are a representation of product categories and may not illustrate the exact skus listed. Product information is subject to change without notice. Consult factory representative for additional information and inventory details. Visit www.cooperlighting.com for more product information.

CATALOG
NUMBER

DESCRIPTION

UPC CODE WEIGHT CASE QTY PALLET QTY IL CA NJ TX GA

All Pro Outdoor Security & Worklights

Area

LAL30BPCT



| | | | | | | | | |
|------------|-----------|--|--------------|---|---|----|--|--|
| LED | LAL30BPCT | LED AREA, 3300 LM, 5000K BZ, TWIST LOCK PC | 080083803651 | 1 | 2 | 48 | | |
|------------|-----------|--|--------------|---|---|----|--|--|

Entry

LEL10WPCI

| | | | | | | | | |
|------------|-----------|---|--------------|-----|---|-----|--|--|
| LED | LEL10WPCI | LED ENTRY, 600 LM, 5000K, WH, INTEGRAL PC | 080083808830 | 1.5 | 2 | 240 | | |
|------------|-----------|---|--------------|-----|---|-----|--|--|

Floodlight

LFO2L20BPCI

| | | | | | | | | |
|------------|-------------|---|--------------|---|---|-----|--|--|
| LED | LFO2L20BPCI | TWIN ROUND FLOOD, 1600 LM, 5000K BRONZE | 080083803613 | 1 | 2 | 180 | | |
|------------|-------------|---|--------------|---|---|-----|--|--|

LFS1L30BPCI



| | | | | | | | | |
|------------|-------------|--|--------------|---|---|-----|--|--|
| LED | LFS1L30BPCI | SINGLE FLOOD, 3100 LM WITH INTEGRAL PC | 080083803620 | 1 | 2 | 150 | | |
|------------|-------------|--|--------------|---|---|-----|--|--|

FSL2030L



| | | | | | | | | |
|------------|----------|------------------------|--------------|------|---|-----|--|--|
| LED | FSL2030L | LED FLOODLIGHT, BRONZE | 080083624324 | 2.01 | 2 | 150 | | |
|------------|----------|------------------------|--------------|------|---|-----|--|--|

FT1850LH

| | | | | | | | | |
|------------|----------|---------------------------------|--------------|-----|---|-----|--|--|
| LED | FT1850LH | 1000 LM LED FLOOD, 5000K BRONZE | 080083774562 | 1.3 | 4 | 180 | | |
|------------|----------|---------------------------------|--------------|-----|---|-----|--|--|

Revolve™ Floodlight



| | | | | | | | | |
|-------------|-----------|--|--------------|-----|---|-----|--|--|
| Twin | REV235F | REVOLVETM FLOOD, 3500K TWIN BRONZE | 080083722051 | 3.9 | 2 | 150 | | |
| | REV235PCW | REVOLVETM FLOOD WITH PC, 3500K TWIN WHITE | 080083722068 | 3.9 | 2 | 150 | | |
| | REV250F | REVOLVETM FLOOD, 5000K TWIN BRONZE | 080083721993 | 3.9 | 2 | 150 | | |
| | REV250FW | REVOLVETM FLOOD, 5000K TWIN WHITE | 080083721986 | 3.9 | 2 | 150 | | |
| | REV250PC | REVOLVETM FLOOD WITH PC, 5000K TWIN BRONZE | 080083722013 | 3.9 | 2 | 150 | | |
| | REV250PCW | REVOLVETM FLOOD WITH PC, 5000K TWIN WHITE | 080083722006 | 3.9 | 2 | 150 | | |
| | REV235FW | REVOLVETM FLOOD, 3500K TWIN WHITE | 080083722044 | 3.9 | 2 | 150 | | |

★ Indicates ARRA Eligible Product ⓔ Indicates EISA Compliant Pulse Start Products  Indicates MarketPro Product

Please reference the Cooper Lighting Stock Guide Terms and Conditions page. Pictures are a representation of product categories and may not illustrate the exact skus listed. Product information is subject to change without notice. Consult factory representative for additional information and inventory details. Visit www.cooperlighting.com for more product information.

| CATALOG NUMBER | DESCRIPTION | UPC CODE | WEIGHT | CASE QTY | PALLET QTY | IL | CA | NJ | TX | GA |
|--|-----------------------|--|--------------|----------|------------|-----|----|----|----|----|
|  | Tri REV335F | REVOLVETM FLOOD, 3500K TRI BRONZE | 080083721931 | 4.1 | 2 | 152 | | | | |
| | REV335FW | REVOLVETM FLOOD, 3500K TRI WHITE | 080083721924 | 4.1 | 2 | 152 | | | | |
| | REV335PCW | REVOLVETM FLOOD WITH PC, 3500K TRI WHITE | 080083721948 | 4.1 | 2 | 192 | • | | | • |
| | REV350FW | REVOLVETM FLOOD, 5000K TRI WHITE | 080083721863 | 4.1 | 2 | 152 | | | | • |


FSL2030LW

| | | | | | | | | | | |
|--|-------------------------|-----------------------|--------------|-----|---|-----|---|---|---|--|
|  | LED FSL2030LW | LED FLOODLIGHT, WHITE | 080083630400 | 3.2 | 2 | 150 | • | • | • | |
|--|-------------------------|-----------------------|--------------|-----|---|-----|---|---|---|--|


LFD2L30B

| | | | | | | | | | | |
|------------------------|-----------------------------------|--------------|---|---|-----|--|--|--|---|---|
| LED LFD2L30B | TWIN FLOOD, 2000 LM, 5000K BRONZE | 080083803606 | 1 | 4 | 168 | | | | • |  |
|------------------------|-----------------------------------|--------------|---|---|-----|--|--|--|---|---|


VT100G

| | | | | | | | | | | |
|--|-------------------------------|---------------------------------|--------------|-----|---|-----|---|--|--|--|
|  | Incandescent VT100G | 100 WATT VAPOR TIGHT FLOODLIGHT | 044427550113 | 1.8 | 4 | 320 | • | | | |
|--|-------------------------------|---------------------------------|--------------|-----|---|-----|---|--|--|--|


WP1050L

| | | | | | | | | | | |
|---|-----------------------|---------------------------------|--------------|---|---|-----|---|--|--|--|
|  | LED WP1050L | 1000 LUMEN LED WALL PACK, FLOOD | 080083720668 | 2 | 2 | 240 | • | | | |
|---|-----------------------|---------------------------------|--------------|---|---|-----|---|--|--|--|


WP1050LPC

| | | | | | | | | | | |
|--|-------------------------|--|--------------|---|---|-----|---|--|--|--|
|  | LED WP1050LPC | 1000 LUMEN LED WALL PACK, DUSK TO DAWN | 080083720675 | 2 | 2 | 240 | • | | | |
|--|-------------------------|--|--------------|---|---|-----|---|--|--|--|

WP1850L

| | | | | | | | | | | |
|--|-----------------------|---------------------------------|--------------|---|---|-----|---|--|--|--|
|  | LED WP1850L | 1600 LUMEN LED WALL PACK, FLOOD | 080083719853 | 2 | 2 | 240 | • | | | |
|--|-----------------------|---------------------------------|--------------|---|---|-----|---|--|--|--|










WP1850LPC









| | | | | | | | | | | |
|--|-------------------------|--|--------------|---|---|-----|---|--|--|--|
|  | LED WP1850LPC | 1600 LUMEN LED WALL PACK, DUSK TO DAWN | 080083720279 | 2 | 2 | 240 | • | | | |
|--|-------------------------|--|--------------|---|---|-----|---|--|--|--|









Motion Activated

| CATALOG NUMBER | DESCRIPTION | UPC CODE | WEIGHT | CASE QTY | PALLET QTY | IL | CA | NJ | TX | GA |
|--|--|--|--------------|----------|------------|-----|----|----|----|----|
| Revolve™ Motion Activated | | | | | | | | | | |
|  | Twin | | | | | | | | | |
| | REV21835MW | REVOLVETM 180□ MOTION, 3500K TWIN WHITE | 080083722020 | 3.9 | 2 | 150 | | | | |
| | REV21850MW | REVOLVETM 180□ MOTION, 5000K TWIN WHITE | 080083721962 | 3.9 | 2 | 150 | • | | | • |
| | REV21850M | REVOLVETM 180□ MOTION, 5000K TWIN BRONZE | 080083721979 | 3.9 | 2 | 150 | | | | • |
| REV21835M | REVOLVETM 180□ MOTION, 3500K TWIN BRONZE | 080083722037 | 3.9 | 2 | 150 | | | | | |
|  | Tri | | | | | | | | | |
| | REV32735MW | REVOLVETM 270□ MOTION, 3500K TRI WHITE | 080083721900 | 4.1 | 2 | 128 | | | | |
| | REV32750MW | REVOLVETM 270□ MOTION, 5000K TRI WHITE | 080083721849 | 4.1 | 2 | 152 | | | | |
| | REV32735M | REVOLVETM 270□ MOTION, 3500K TRI BRONZE | 080083721917 | 4.1 | 2 | 160 | • | | | • |
| REV32750M | REVOLVETM 270□ MOTION, 5000K TRI BRONZE | 080083721856 | 4.1 | 2 | 160 | • | | | • | |
| MS100PG | | | | | | | | | | |
|  | Halogen | | | | | | | | | |
| MS100PG | 110 DEGREE 100W QUARTZ HALOGEN MOTION-ACTIVATED PLUG-IN SECURITY LIGHT | 044427351239 | 5.9 | 2 | 120 | • | | | | • |
| MS180 | | | | | | | | | | |
|  | Sensor | | | | | | | | | |
| MS180 | 180 DEGREE SENSOR 120V 500W MAX. BRONZE | 044427006313 | 0.579 | 4 | 1372 | • | | | | • |
| MS180W | | | | | | | | | | |
|  | Sensor | | | | | | | | | |
| MS180W | 180 DEGREE SENSOR 120V 500W MAX. WHITE | 044427006337 | 0.486 | 4 | 1372 | • | | | | • |
| MS34W | | | | | | | | | | |
|  | PAR | | | | | | | | | |
| MS34W | 110 DEGREE 300W PAR, WHITE | 044427351284 | 1.05 | 6 | 252 | • | | | | • |
| MS80 | | | | | | | | | | |
|  | Quartz Halogen | | | | | | | | | |
| MS80 | 110 DEGREE 150W QUARTZ HALOGEN MOTION-ACTIVATED SECURITY FLOODLIGHT, BLACK | 044427002360 | 1.5 | 2 | 200 | • | | | | • |
| MSLED180W | | | | | | | | | | |
|  | LED | | | | | | | | | |
| MSLED180W | 180 DEGREE LED MOTION-ACTIVATED SOLAR FLOODLIGHT, WHITE | 080083565313 | 3.35 | 2 | 80 | • | | | | • |
| MSS11315LES | | | | | | | | | | |
|  | LED | | | | | | | | | |
| MSS11315LES | 110 DEGREE MOTION SMALL SINGLE LED FLOODLIGHT, ENERGY STAR, BRONZE | 080083624300 | 1.07 | 2 | 240 | • | | | | • |

★ Indicates ARRA Eligible Product Ⓢ Indicates EISA Compliant Pulse Start Products  Indicates MarketPro Product







| CATALOG NUMBER | DESCRIPTION | UPC CODE | WEIGHT | CASE QTY | PALLET QTY | IL | CA | NJ | TX | GA | |
|--|--|--------------|--------|----------|------------|----|----|----|----|----|---|
| MST1850L | | | | | | | | | | | |
| LED MST1850L | DUAL-POSITION LED FLOOD 180° MOTION, 5000K TWIN BRONZE | 080083727599 | 1.51 | 4 | 180 | • | | | | • |  |
| MST18920LES | | | | | | | | | | | |
|  LED MST18920LES | 180 DEGREE MOTION TWIN LED FLOODLIGHT, ENERGY STAR, BRONZE | 080083630264 | 1.51 | 2 | 150 | • | | | | • | |
| MST18920LW | | | | | | | | | | | |
|  LED MST18920LW | 180 DEGREE MOTION TWIN LED FLOODLIGHT, WHITE | 080083630295 | 1.51 | 2 | 150 | • | | | | • |  |
| Worklight | | | | | | | | | | | |
| LED110 | | | | | | | | | | | |
|  LED LED110 | LED PLUG-IN WORKLIGHT | 080083508945 | 1.897 | 4 | 128 | • | | | | • | |
| LED120 | | | | | | | | | | | |
|  LED LED120 | LED RECHARGEABLE WORKLIGHT | 080083508952 | 2.073 | 4 | 160 | • | | | | • | |
| LED125 | | | | | | | | | | | |
|  MIGHT-D-LIGHT, MINI LED125B | LED COMPACT FOLDING WORKLIGHT | 080083730537 | 0.95 | 6 | 216 | • | | | | • | |
| LED125C | | | | | | | | | | | |
|  MIGHT-D-LIGHT, MINI LED125C | LED COMPACT FOLDING CAMO WORKLIGHT | 080083610204 | 0.967 | 6 | 216 | • | | | | • | |
| LED140 | | | | | | | | | | | |
|  MIGHT-D-LIGHT LED140 | LED RECHARGEABLE FOLDING WORKLIGHT, DARK GRAY | 080083707195 | 1.75 | 2 | 120 | • | | | | • | |

| CATALOG NUMBER | DESCRIPTION | UPC CODE | WEIGHT | CASE | | PALLET | | | | |
|--|--|--------------|--------|------|-----|--------|----|----|----|----|
| | | | | QTY | QTY | IL | CA | NJ | TX | GA |
| LED140C | | | | | | | | | | |
|  | MIGHT-D-LIGHT LED140C LED RECHARGEABLE FOLDING WORKLIGHT, CAMO | 080083707201 | 1.75 | 2 | 120 | • | | | | • |
| LED150 | | | | | | | | | | |
|  | MIGHT-D-LIGHT LED150 LED RECHARGEABLE STICKLIGHT, DARK GRAY | 080083707171 | 0.95 | 4 | 192 | • | | | | |
| LED150C | | | | | | | | | | |
|  | MIGHT-D-LIGHT LED150C LED RECHARGEABLE STICKLIGHT, CAMO | 080083707188 | 0.95 | 4 | 192 | • | | | | |
| LED225 | | | | | | | | | | |
|  | MIGHT-D-LIGHT LED225 MIGHT D LIGHT MINI RECHARGEABLE WORKLIGHT | 080083750702 | 1.265 | 6 | 216 | • | | | | • |
| WL2540LP | | | | | | | | | | |
|  | LED WL2540LP 2600 LUMEN PORTABLE LED WORKLIGHT | 080083700639 | 3.6 | 4 | 96 | • | | | | |
| WL2540LST | | | | | | | | | | |
|  | LED WL2540LST 2600 LUMEN LED PORTABLE WORKLIGHT WITH STAND | 080083708062 | 8.05 | 2 | 48 | • | | | | |
| WLT5040LST | | | | | | | | | | |
|  | LED WLT5040LST 5100 LUMEN TWIN HEAD LED PORTABLE WORKLIGHT WITH STAND | 080083708086 | 14.2 | 2 | 32 | • | • | | | |
| Dusk to Dawn | | | | | | | | | | |
| AL3050LPCBZ | | | | | | | | | | |
|  | LED AL3050LPCBZ 3100 LED AREA LIGHT WITH INTEGRATED PHOTO CONTROL, BRONZE | 080083709960 | 2.2 | 2 | 48 | • | | | | • |



| CATALOG NUMBER | DESCRIPTION | UPC CODE | WEIGHT | CASE PALLET | | | | | | | |
|--|--------------------------------|---|--------------|-------------|-----|----|-------------------------------------|-------------------------------------|-------------------------------------|-------------------------------------|-------------------------------------|
| | | | | QTY | QTY | IL | CA | NJ | TX | GA | |
| AL3050LPCGY | | | | | | | | | | | |
|  | LED AL3050LPCGY | 3100 LUMEN LED AREA LIGHT WITH INTEGRATED PHOTO CONTROL, GRAY | 080083709977 | 5.7 | 2 | 48 | <input type="checkbox"/> | <input checked="" type="checkbox"/> | <input checked="" type="checkbox"/> | <input checked="" type="checkbox"/> | <input type="checkbox"/> |
| AL3150LPCBZ | | | | | | | | | | | |
|  | LED AL3150LPCBZ | 3300 LUMEN LED AREA AND WALL LIGHT WITH REPLACEABLE PHOTO CONTROL, BRONZE | 080083746460 | 7 | 2 | 48 | <input type="checkbox"/> | <input checked="" type="checkbox"/> | <input type="checkbox"/> | <input type="checkbox"/> | <input checked="" type="checkbox"/> |
| AL3150LPCGY | | | | | | | | | | | |
|  | LED AL3150LPCGY | 3300 LUMEN LED AREA LIGHT WITH REPLACEABLE PHOTO CONTROL, GRAY | 080083746477 | 7 | 2 | 48 | <input checked="" type="checkbox"/> | <input checked="" type="checkbox"/> | <input type="checkbox"/> | <input type="checkbox"/> | <input checked="" type="checkbox"/> |
| AL5550LPCBZ | | | | | | | | | | | |
|  | LED AL5550LPCBZ | 5500 LUMEN LED AREA LIGHT WITH REPLACEABLE PHOTO CONTROL, BRONZE | 080083734696 | 7 | 2 | 48 | <input type="checkbox"/> | <input type="checkbox"/> | <input type="checkbox"/> | <input type="checkbox"/> | <input checked="" type="checkbox"/> |
| AL5550LPCGY | | | | | | | | | | | |
|  | LED AL5550LPCGY | 5500 LUMEN LED AREA LIGHT WITH REPLACEABLE PHOTO CONTROL, GRAY | 080083734702 | 7 | 2 | 48 | <input type="checkbox"/> | <input checked="" type="checkbox"/> | <input type="checkbox"/> | <input type="checkbox"/> | <input type="checkbox"/> |
| AL5550LPCIBZ | | | | | | | | | | | |
|  | LED AL5550LPCIBZ | 5500 LUMEN LED AREA LIGHT WITH INTEGRATED PHOTO CONTROL, BRONZE | 080083732067 | 7 | 2 | 48 | <input type="checkbox"/> | <input checked="" type="checkbox"/> | <input type="checkbox"/> | <input type="checkbox"/> | <input type="checkbox"/> |
| AL5550LPCIGY | | | | | | | | | | | |
|  | LED AL5550LPCIGY | 5500 LUMEN LED AREA LIGHT WITH INTEGRATED PHOTO CONTROL, GRAY | 080083732074 | 7 | 2 | 48 | <input type="checkbox"/> | <input checked="" type="checkbox"/> | <input type="checkbox"/> | <input type="checkbox"/> | <input checked="" type="checkbox"/> |
| AL6501FL | | | | | | | | | | | |
|  | Fluorescent AL6501FL | 65W FLUORESCENT SECURITY AREA LIGHT WITH PHOTO CONTROL | 080083584963 | 4 | 1 | 36 | <input type="checkbox"/> | <input checked="" type="checkbox"/> | <input type="checkbox"/> | <input type="checkbox"/> | <input checked="" type="checkbox"/> |

★ Indicates ARRA Eligible Product ⓔ Indicates EISA Compliant Pulse Start Products  Indicates MarketPro Product

Please reference the Cooper Lighting Stock Guide Terms and Conditions page. Pictures are a representation of product categories and may not illustrate the exact skus listed. Product information is subject to change without notice. Consult factory representative for additional information and inventory details. Visit www.cooperlighting.com for more product information.

| CATALOG NUMBER | DESCRIPTION | UPC CODE | WEIGHT | CASE QTY | PALLET QTY | IL | CA | NJ | TX | GA | |
|--|---|--------------|--------|----------|------------|-----|----|----|----|----|---|
| FE0650LPC | | | | | | | | | | | |
|  | LED FE0650LPC 650 LUMEN LED JELLY JAR, BRONZE | 080083666928 | 1.5 | 2 | 200 | | • | | | • | |
| | FES0650LPC 650 LUMEN LED JELLY JAR, SHORT LENS BRONZE | 080083669080 | 1.4 | 2 | 200 | | • | | | | |
| FE0650LPCW | | | | | | | | | | | |
|  | LED FE0650LPCW 738 LED JELLY JAR, WHITE | 080083666935 | 1.5 | 2 | 240 | | • | | | • | |
| | FES0650LPCW 738 LUMEN LED JELLY JAR, SHORT LENS WHITE | 080083669097 | 1.4 | 2 | 240 | | • | | | | |
| FE13PCW | | | | | | | | | | | |
|  | Fluorescent FE13PCW 13W FLUORESCENT ENTRY LIGHT WITH PHOTO CONTROL, WHITE | 044427450536 | 1.33 | 2 | 240 | | • | | | • | |
| FSS1530LPCES | | | | | | | | | | | |
|  | LED FSS1530LPCES DUSK TO DAWN FLOODLIGHT WITH PHOTOCELL, ENERGY STAR, BRONZE | 080083630509 | 0.9 | 2 | 288 | | • | | | • | |
| FSS1530LPCW | | | | | | | | | | | |
|  | LED FSS1530LPCW DUSK TO DAWN FLOODLIGHT WITH PHOTOCELL, WHITE | 080083630554 | 0.5 | 2 | 288 | | • | | | • | |
| FW26PC | | | | | | | | | | | |
|  | Fluorescent FW26PCI 26W FLUORESCENT WALL PACK, BRONZE | 080083707300 | 3.3 | 2 | 180 | | • | | | • | |
| | FW26PCIW 26W FLUORESCENT WALL PACK, WHITE | 080083707317 | 3.3 | 2 | 150 | | • | | | | |
| LEL10BPCI | | | | | | | | | | | |
| | LED LEL10BPCI LED ENTRY, 600 LM, 5000K, BZ, INTEGRAL PC | 080083803644 | | 1 | 2 | 240 | | | | • |  |

Vaportight
LVL20UG

| | | | | | | | | | | | |
|--|---|--------------|--|---|---|-----|--|--|--|---|---|
|  | LED LVL20UG LED DIE CAST VAPORTIGHT 1400 LM, 3500K | 080083803637 | | 1 | 4 | 256 | | | | • |  |
|--|---|--------------|--|---|---|-----|--|--|--|---|---|

| CATALOG NUMBER | DESCRIPTION | UPC CODE | WEIGHT | CASE PALLET | | | | | | |
|----------------|-------------|----------|--------|-------------|-----|----|----|----|----|----|
| | | | | QTY | QTY | IL | CA | NJ | TX | GA |

Accessory
EA24

Hardware

| | | | | | | | | | | | |
|------|-------------------|--------------|-------|----|-----|--------------------------|-------------------------------------|--------------------------|--------------------------|--------------------------|-------------------------------------|
| EA24 | 24" EXTENSION ARM | 044427000717 | 1.911 | 12 | 240 | <input type="checkbox"/> | <input checked="" type="checkbox"/> | <input type="checkbox"/> | <input type="checkbox"/> | <input type="checkbox"/> | <input checked="" type="checkbox"/> |
|------|-------------------|--------------|-------|----|-----|--------------------------|-------------------------------------|--------------------------|--------------------------|--------------------------|-------------------------------------|

FLD-KIT-SFCG

LED

| | | | | | | | | | | | |
|-----------------|---|--------------|-----|----|------|--------------------------|-------------------------------------|--------------------------|--------------------------|--------------------------|-------------------------------------|
| FLD-KIT-SFCGNDW | SURFACE MOUNT KIT FOR ALL-PRO LED FLOOD, MOTION, WHITE | 080083699612 | 3.5 | 48 | 1296 | <input type="checkbox"/> | <input checked="" type="checkbox"/> | <input type="checkbox"/> | <input type="checkbox"/> | <input type="checkbox"/> | <input checked="" type="checkbox"/> |
| FLD-KIT-SFCGND | SURFACE MOUNT KIT FOR ALL-PRO LED FLOOD, MOTION, BRONZE | 080083699605 | 3.5 | 48 | 1296 | <input type="checkbox"/> | <input checked="" type="checkbox"/> | <input type="checkbox"/> | <input type="checkbox"/> | <input type="checkbox"/> | <input checked="" type="checkbox"/> |

800-0411

Hardware

| | | | | | | | | | | | |
|----------|---------------------------------------|--------------|------|---|-----|--------------------------|--------------------------|--------------------------|--------------------------|--------------------------|--------------------------|
| 800-0411 | REPLACEMENT LENS FOR FE13PC / FE13PCW | 080083626793 | 0.41 | 4 | 500 | <input type="checkbox"/> | <input type="checkbox"/> | <input type="checkbox"/> | <input type="checkbox"/> | <input type="checkbox"/> | <input type="checkbox"/> |
|----------|---------------------------------------|--------------|------|---|-----|--------------------------|--------------------------|--------------------------|--------------------------|--------------------------|--------------------------|

PLC13W

Fluorescent

| | | | | | | | | | | | |
|--------|----------------------------|--------------|-----|---|------|--------------------------|-------------------------------------|--------------------------|--------------------------|--------------------------|--------------------------|
| PLC13W | 13W FLUORESCENT 4-PIN LAMP | 044427450345 | 0.3 | 4 | 1440 | <input type="checkbox"/> | <input checked="" type="checkbox"/> | <input type="checkbox"/> | <input type="checkbox"/> | <input type="checkbox"/> | <input type="checkbox"/> |
|--------|----------------------------|--------------|-----|---|------|--------------------------|-------------------------------------|--------------------------|--------------------------|--------------------------|--------------------------|

WPFLD-TRN

LED

| | | | | | | | | | | | |
|-----------|----------------------------------|--------------|------|---|-----|--------------------------|-------------------------------------|--------------------------|--------------------------|--------------------------|-------------------------------------|
| WPFLD-TRN | LED WALL PACK TRUNNION MOUNT KIG | 080083724925 | 1.35 | 4 | 576 | <input type="checkbox"/> | <input checked="" type="checkbox"/> | <input type="checkbox"/> | <input type="checkbox"/> | <input type="checkbox"/> | <input checked="" type="checkbox"/> |
|-----------|----------------------------------|--------------|------|---|-----|--------------------------|-------------------------------------|--------------------------|--------------------------|--------------------------|-------------------------------------|

CATALOG
NUMBER

DESCRIPTION

UPC CODE WEIGHT CASE QTY PALLET QTY IL CA NJ TX GA

Sure-Lites



LED Remote

Metal Remote Outdoor Rated

| | | | | | | | | | | | | |
|--|--|--|--------------|-----|---|-----|--------------------------|--------------------------|--------------------------|--------------------------|--------------------------|-------------------------------------|
|  | LED Remote SRM13BK SRM13BK | METAL REMOTE, ONE HEAD, 13 FEET COVERAGE, BLACK | 080083734047 | 1.7 | 6 | 270 | <input type="checkbox"/> | <input type="checkbox"/> | <input type="checkbox"/> | <input type="checkbox"/> | <input type="checkbox"/> | <input checked="" type="checkbox"/> |
|  | LED Remote SRM13GY SRM13GY | METAL REMOTE, ONE HEAD, 13 FEET COVERAGE, GRAY | 080083734061 | 1.7 | 6 | 270 | <input type="checkbox"/> | <input type="checkbox"/> | <input type="checkbox"/> | <input type="checkbox"/> | <input type="checkbox"/> | <input checked="" type="checkbox"/> |
|  | LED Remote SRM13WH SRM13WH | METAL REMOTE, ONE HEAD, 13 FEET COVERAGE, WHITE | 080083734023 | 1.7 | 6 | 270 | <input type="checkbox"/> | <input type="checkbox"/> | <input type="checkbox"/> | <input type="checkbox"/> | <input type="checkbox"/> | <input checked="" type="checkbox"/> |
|  | LED Remote SRM25BK SRM25BK | METAL REMOTE, ONE HEAD, 25 FEET COVERAGE, BLACK | 080083734160 | 1.7 | 6 | 270 | <input type="checkbox"/> | <input type="checkbox"/> | <input type="checkbox"/> | <input type="checkbox"/> | <input type="checkbox"/> | <input checked="" type="checkbox"/> |
| | LED Remote SRM25DBK SRM25DBK | METAL REMOTE, TWO HEAD, 25 FEET COVERAGE, BLACK | 080083734108 | 1.7 | 6 | 270 | <input type="checkbox"/> | <input type="checkbox"/> | <input type="checkbox"/> | <input type="checkbox"/> | <input type="checkbox"/> | <input checked="" type="checkbox"/> |
| | LED Remote SRM25DGY SRM25DGY | METAL REMOTE, TWO HEAD, 25 FEET COVERAGE, GRAY | 080083734122 | 1.7 | 6 | 270 | <input type="checkbox"/> | <input type="checkbox"/> | <input type="checkbox"/> | <input type="checkbox"/> | <input type="checkbox"/> | <input checked="" type="checkbox"/> |
|  | LED Remote SRM25DWH SRM25DWH | METAL REMOTE, TWO HEAD, 25 FEET COVERAGE, WHITE | 080083734085 | 1.7 | 6 | 270 | <input type="checkbox"/> | <input type="checkbox"/> | <input type="checkbox"/> | <input type="checkbox"/> | <input type="checkbox"/> | <input checked="" type="checkbox"/> |
|  | LED remote SRM25GY SRM25GY | METAL REMOTE, ONE HEAD, 25 FEET COVERAGE, GRAY | 080083734184 | 1.7 | 6 | 270 | <input type="checkbox"/> | <input type="checkbox"/> | <input type="checkbox"/> | <input type="checkbox"/> | <input type="checkbox"/> | <input checked="" type="checkbox"/> |
|  | LED remote SRM25WH SRM25WH | METAL REMOTE, ONE HEAD, 25 FEET COVERAGE, WHITE | 080083734146 | 1.7 | 6 | 270 | <input type="checkbox"/> | <input type="checkbox"/> | <input type="checkbox"/> | <input type="checkbox"/> | <input type="checkbox"/> | <input checked="" type="checkbox"/> |
|  | LED remote SRM30BK SRM30BK | METAL REMOTE, ONE HEAD, 30 FEET COVERAGE, BLACK | 080083734283 | 1.7 | 6 | 270 | <input type="checkbox"/> | <input type="checkbox"/> | <input type="checkbox"/> | <input type="checkbox"/> | <input type="checkbox"/> | <input checked="" type="checkbox"/> |

★ Indicates ARRA Eligible Product Ⓜ Indicates EISA Compliant Pulse Start Products  Indicates MarketPro Product

Please reference the Cooper Lighting Stock Guide Terms and Conditions page. Pictures are a representation of product categories and may not illustrate the exact skus listed. Product information is subject to change without notice. Consult factory representative for additional information and inventory details. Visit www.cooperlighting.com for more product information.

| CATALOG NUMBER | DESCRIPTION | UPC CODE | WEIGHT | CASE | | PALLET | | | | |
|--|---|--------------|--------|------|-----|--------|----|----|----|----|
| | | | | QTY | QTY | IL | CA | NJ | TX | GA |
|  LED remote SRM30GY SRM30GY | METAL REMOTE, ONE HEAD, 30 FEET COVERAGE, GRAY | 080083734306 | 1.7 | 6 | 270 | | | | | • |
|  LED remote SRM30WH SRM30WH | METAL REMOTE, ONE HEAD, 30 FEET COVERAGE, WHITE | 080083734269 | 1.7 | 6 | 270 | | | | | • |
| LED remote SRM50DBK SRM50DBK | METAL REMOTE, TWO HEAD, 50 FEET COVERAGE, BLACK | 080083734221 | 1.7 | 6 | 270 | | | | | • |
| LED remote SRM50DGY SRM50DGY | METAL REMOTE, TWO HEAD, 50 FEET COVERAGE, GRAY | 080083734245 | 1.7 | 6 | 270 | | | | | • |
|  LED remote SRM50DWH SRM50DWH | METAL REMOTE, TWO HEAD, 50 FEET COVERAGE, WHITE | 080083734207 | 1.7 | 6 | 270 | | | | | • |
| LED remote SRM60DBK SRM60DBK | METAL REMOTE, TWO HEAD, 60 FEET COVERAGE, BLACK | 080083734344 | 1.7 | 6 | 270 | | | | | • |
| LED remote SRM60DGY SRM60DGY | METAL REMOTE, TWO HEAD, 60 FEET COVERAGE, GRAY | 080083734368 | 1.7 | 6 | 270 | | | | | • |
|  LED remote SRM60DWH SRM60DWH | METAL REMOTE, TWO HEAD, 60 FEET COVERAGE, WHITE | 080083734320 | 1.7 | 6 | 270 | | | | | • |
| Plastic Remote Outdoor Rated | | | | | | | | | | |
| LED remote SRP13BK SRP13BK | PLASTIC REMOTE, ONE HEAD, 13 FEET COVERAGE, BLACK | 080083733682 | 1.7 | 6 | 270 | | | | | • |
| LED remote SRP13GY SRP13GY | PLASTIC REMOTE, ONE HEAD, 13 FEET COVERAGE, GRAY | 080083733705 | 1.7 | 6 | 270 | | | | | • |















★ Indicates ARRA Eligible Product Ⓜ Indicates EISA Compliant Pulse Start Products  Indicates MarketPro Product

Please reference the Cooper Lighting Stock Guide Terms and Conditions page. Pictures are a representation of product categories and may not illustrate the exact skus listed. Product information is subject to change without notice. Consult factory representative for additional information and inventory details. Visit www.cooperlighting.com for more product information.

| CATALOG NUMBER | DESCRIPTION | UPC CODE | WEIGHT | CASE QTY | PALLET QTY | IL | CA | NJ | TX | GA |
|--|---|--------------|--------|----------|------------|----|----|----|----|----|
| LED remote SRP50DGY | | | | | | | | | | |
| SRP50DGY | PLASTIC REMOTE, TWO HEAD, 50 FEET COVERAGE, GRAY | 080083733880 | 1.7 | 6 | 270 | | | | | • |
| LED remote SRP50DWH | | | | | | | | | | |
| SRP50DWH | PLASTIC REMOTE, TWO HEAD, 50 FEET COVERAGE, WHITE | 080083733842 | 1.7 | 6 | 270 | | | | | • |
| LED remote SRP60DBK | | | | | | | | | | |
| SRP60DBK | PLASTIC REMOTE, TWO HEAD, 60 FEET COVERAGE, BLACK | 080083733989 | 1.7 | 6 | 270 | | | | | • |
| LED remote SRP60DGY | | | | | | | | | | |
| SRP60DGY | PLASTIC REMOTE, TWO HEAD, 60 FEET COVERAGE, GRAY | 080083734009 | 1.7 | 6 | 270 | | | | | • |
| LED remote SRP60DWH | | | | | | | | | | |
| SRP60DWH | PLASTIC REMOTE, TWO HEAD, 60 FEET COVERAGE, WHITE | 080083733965 | 1.7 | 6 | 270 | | | | | • |
| Emergency | | | | | | | | | | |
| Emergency Commercial | | | | | | | | | | |
| LED Emergency Light - CU2-LED | | | | | | | | | | |
| CU2-LED | LED EM, FIXED OPTIC, WHITE PLASTIC HOUSING, NICAD BATTERY | 080083745753 | 1.4 | 6 | 270 | • | • | | | • |
| LED Thermoplastic Emergency Light - LEM | | | | | | | | | | |
| LEM | LED EMERGENCY LIGHT, 2 ADJ HEADS,29FT | 080083757282 | 1.212 | 28 | 756 | • | | | | • |
| LEMRO | LED EM,ROTATABLE OPTIC, 2 HEAD,25FT | 080083788422 | 0.75 | 6 | 504 | • | | | | • |
| LEMSD | LED EM, 2 ADJ HEADS, SELF DIAGNOSTICS,25FT | 080083637409 | 1.208 | 28 | 504 | • | | • | | • |
| LED Thermoplastic Emergency Light - LEM 2 Head Remote | | | | | | | | | | |
| LEM2 | LED EMERGENCY LIGHT, 2 HEAD, 2 HEAD REMOTE CAPABILITY | 080083637287 | 1.9 | 16 | 320 | • | • | • | • | • |
| LEM2BK | LED EMERGENCY LIGHT, 2 HEAD, 2 HEAD REMOTE CAPABILITY, BLACK | 080083637560 | 2 | 1 | 48 | | | | | • |
| LEM2SD | LED EMERGENCY LIGHT, 2 HEAD, 2 HEAD REMOTE CAPABILITY, SELF DIAGNOSTICS | 080083637423 | 1.992 | 1 | 48 | • | | | • | • |
| LED Thermoplastic Emergency Light - LEM 4 Head Remote | | | | | | | | | | |
| LEM4SD | LED EMERGENCY LIGHT, 2 HEAD, 4 HEAD REMOTE CAPABLE, SELF DIAGNOSTICS | 080083788439 | 2 | 1 | 48 | | | | | • |
| LED Thermoplastic Emergency Light Remote - LEMR1 | | | | | | | | | | |
| LEM1 | LED REMOTE 1 HEAD | 080083637324 | 0.81 | 36 | 864 | • | • | • | | • |




★ Indicates ARRA Eligible Product Ⓢ Indicates EISA Compliant Pulse Start Products  Indicates MarketPro Product

Please reference the Cooper Lighting Stock Guide Terms and Conditions page. Pictures are a representation of product categories and may not illustrate the exact skus listed. Product information is subject to change without notice. Consult factory representative for additional information and inventory details. Visit www.cooperlighting.com for more product information.




| CATALOG NUMBER | DESCRIPTION | UPC CODE | WEIGHT | CASE QTY | PALLET QTY | IL CA NJ TX GA | | | | | |
|--|--|--------------|--------|----------|------------|----------------|----|----|----|----|---|
| | | | | | | IL | CA | NJ | TX | GA | |
| LED Thermoplastic Emergency Light Remote - LEMR2 | | | | | | | | | | | |
|  LEMR2 | LED REMOTE 2 HEAD | 080083637348 | 0.92 | 36 | 864 | • | • | • | | • | |
| LEM2BK | LED REMOTE 2 HEAD, BLACK | 080083637621 | 0.92 | 36 | 864 | | | | | • | |
| LED Thermoplastic Emergency Light Remote - LEMWR1 | | | | | | | | | | | |
|  LEMWR1 | LED REMOTE 1 HEAD, WET LOCATION | 080083637362 | 0.723 | 24 | 576 | • | | • | | • | |
| LED Thermoplastic Emergency Light Remote - LEMWR2 | | | | | | | | | | | |
|  LEMWR2 | LED REMOTE 2 HEAD, WET LOCATION | 080083637386 | 0.93 | 24 | 576 | • | • | • | | • | |
| LEMWR2BK | LED REMOTE 2 HEAD, WET LOCATION, BLACK | 080083637669 | 0.6 | 1 | 48 | | | | | • | |
| LED Outdoor Emergency - SELW | | | | | | | | | | | |
|  SELW25 | LED OUTDOOR EMERGENCY LIGHT - 25 FEET OF COVERAGE - SILVER | 080083763894 | 1.7 | 28 | 504 | | | | • | • |  |
| SELW25BK | LED OUTDOOR EMERGENCY LIGHT - 25 FEET OF COVERAGE - BLACK | 080083764044 | 1.7 | 28 | 504 | | | | | • | |
| SELW25BZ | LED OUTDOOR EMERGENCY LIGHT - 25 FEET OF COVERAGE - BRONZE | 080083764037 | 1.7 | 28 | 504 | | | | • | • |  |
| SELW25WH | LED OUTDOOR EMERGENCY LIGHT - 25 FEET OF COVERAGE - WHITE | 080083764051 | 1.7 | 28 | 504 | | | | | • |  |
| SELW29BKSD | LED OUTDOOR EMERGENCY LIGHT - 29 FEET OF COVERAGE - BLACK - SELF DIAGNOSTICS | 080083764280 | 1.7 | 28 | 504 | | | | | • | |
| SELW29BZSD | LED OUTDOOR EMERGENCY LIGHT - 29 FEET OF COVERAGE - BRONZE - SELF DIAGNOSTICS | 080083764273 | 1.7 | 28 | 504 | | | | | • | |
| SELW29SD | LED OUTDOOR EMERGENCY LIGHT - 29 FEET OF COVERAGE - SILVER - SELF DIAGNOSTICS | 080083764266 | 1.7 | 28 | 504 | | | | | • | |
| SELW29WHSD | LED OUTDOOR EMERGENCY LIGHT - 29 FEET OF COVERAGE - WHITE - SELF DIAGNOSTICS | 080083764297 | 1.7 | 28 | 504 | | | | | • | |
| SELWT29SD | LED OUTDOOR EMERGENCY LIGHT - 29 FEET OF COVERAGE- WIDE TEMP - SILVER - SELF DIAGNOSTICS | 080083779963 | 1.7 | 28 | 504 | • | | | | • |  |
| SELWT29WHSD | LED OUTDOOR EMERGENCY LIGHT - 29 FEET OF COVERAGE- WIDE TEMP - WHITE - SELF DIAGNOSTICS | 080083779994 | 1.7 | 28 | 504 | • | | | | • |  |
| SELWT29BKSD | LED OUTDOOR EMERGENCY LIGHT - 29 FEET OF COVERAGE - WIDE TEMPERATURE - BLACK - SD | 080083779987 | 1.7 | 28 | 504 | • | | | | • | |
| SELWT29BZSD | LED OUTDOOR EMERGENCY LIGHT - 29 FEET OF COVERAGE- WIDE TEMP - BRONZE - SELF DIAGNOSTICS | 080083779970 | 1.7 | 28 | 504 | • | | | | • |  |
| LED Emergency Light - SEL17 | | | | | | | | | | | |
|  SEL17 | LED EM, WHITE PLASTIC HOUSING, NICAD BATTERY, 17FT | 080083722143 | 1.208 | 6 | 270 | • | • | • | • | • |  |
| LED Emergency Light - SEL25 | | | | | | | | | | | |
|  SEL25SD | LED EM, WHITE PLASTIC HOUSING, NICAD BATTERY, SD, 25FT | 080083723027 | 1.7 | 6 | 270 | • | | | | • | |
| SEL25 | LED EM, WHITE PLASTIC HOUSING, NICAD BATTERY, 25FT | 080083736669 | 1.208 | 6 | 270 | • | | • | • | • | ★ |
| SEL50 | LED M, WHITE PLASTIC HOUSING, NICAD BATTERY, 50FT | 080083733347 | 2.4 | 6 | 360 | • | | | | • |  |
| SEL50SD | LED EM, WHITE POLYCARBONATE, NICAD BAT, 50 FT, SD | 080083733361 | 1.7 | 6 | 270 | • | | | | • | |

★ Indicates ARRA Eligible Product Ⓢ Indicates EISA Compliant Pulse Start Products  Indicates MarketPro Product

Please reference the Cooper Lighting Stock Guide Terms and Conditions page. Pictures are a representation of product categories and may not illustrate the exact skus listed. Product information is subject to change without notice. Consult factory representative for additional information and inventory details. Visit www.cooperlighting.com for more product information.


| CATALOG NUMBER | DESCRIPTION | UPC CODE | WEIGHT | CASE QTY | PALLET QTY | IL | CA | NJ | TX | GA |
|--|--|--------------|--------|----------|------------|----|----|----|----|----|
| Emergency Architectural | | | | | | | | | | |
|  | Die Cast Aluminum Housing - AEL231, AEL246 AEL231 ARCHITECTURAL EMERGENCY LIGHT, LED, 3100K, SILVER | 080083593835 | 3.142 | 4 | 144 | | | | • | • |
|  | Die Cast Aluminum Housing - AEL231BK, AEL246BK AEL246BKSD ARCHITECTURAL EMERGENCY LIGHT, LED, 4600K, BLACK, SELF-DIAGNOSTICS | 080083679737 | 5.093 | 4 | 144 | | | | | • |
|  | Die Cast Aluminum Housing - AEL231WH, AEL246WH AEL231WH ARCHITECTURAL EMERGENCY LIGHT, LED, 3100K, WHITE | 080083593897 | 5.106 | 4 | 144 | | | | | • |

Retrofit

| | | | | | | | | | | | |
|--|---|--------------|-------|---|-----|---|---|--|--|---|---|
|  | LED Emergency Battery Pack, 7 Watts EBPLED7W LED BATTERY PACK, 7 WATTS | 080083732265 | 1.665 | 8 | 768 | • | • | | | • |  |
| | LED Emergency Battery Pack, 14 Watts EBPLED14W LED BATTERY PACK, 14 WATTS | 080083732272 | 4.33 | 6 | 288 | • | • | | | • |  |


Exit Signs

Exits Signs Commercial - Edge-lit - ECHX


| | | | | | | | | | | |
|--|---------------------------------|---|--------------|-----|---|----|---|--|--|---|
|  | Edge-lit - ECHX Recessed | | | | | | | | | |
| | ECHX6RH | CHICAGO EDGE LIT EXIT HOUSING, AC ONLY, RECESSED MOUNT | 080083665631 | 2.8 | 4 | 18 | • | | | |
| | ECHX7RH | CHICAGO EDGE LIT EXIT HOUSING, SELF POWERED, RECESSED MOUNT | 080083665648 | 3.3 | 6 | 0 | • | | | |
| | ECHX1RT | CHICAGO EDGE LIT EXIT TRIM, SINGLE SIDED, RECESSED, NO ARROW, BRUSHED ALUMINUM | 080083665662 | 4.8 | 4 | 0 | • | | | |
| | ECHX1RTAL | CHICAGO EDGE LIT EXIT TRIM, SINGLE SIDED, RECESSED, ARROW LEFT, BRUSHED ALUMINUM | 080083665709 | 4.8 | 4 | 0 | • | | | ★ |
| | ECHX1RTALWH | CHICAGO EDGE LIT EXIT TRIM, SINGLE SIDED, RECESSED, ARROW LEFT, WHITE | 080083665846 | 4.8 | 4 | 0 | • | | | |
| | ECHX1RTAR | CHICAGO EDGE LIT EXIT TRIM, SINGLE SIDED, RECESSED, ARROW RIGHT | 080083665686 | 4.8 | 4 | 0 | • | | | ★ |
| | ECHX1RTARWH | CHICAGO EDGE LIT EXIT TRIM, SINGLE SIDED, RECESSED, ARROW RIGHT, WHITE | 080083665822 | 4.8 | 4 | 0 | • | | | |
| | ECHX1RTDAWH | CHICAGO EDGE LIT EXIT TRIM, SINGLE SIDED, RECESSED, DOUBLE ARROW, WHITE | 080083665860 | 4.8 | 4 | 0 | • | | | |
| | ECHX1RTWH | CHICAGO EDGE LIT EXIT TRIM, SINGLE SIDED, RECESSED, NO ARROW, WHITE | 080083665808 | 4.8 | 4 | 0 | • | | | |
| | ECHX2RT | CHICAGO EDGE LIT EXIT TRIM, DOUBLE SIDED, RECESSED MOUNT | 080083665747 | 4.8 | 4 | 0 | • | | | |
| | ECHX2RTARL | CHICAGO EDGE LIT EXIT TRIM, DOUBLE SIDED, RECESSED MOUNT, ARROW RIGHT/ARROW LEFT | 080083665785 | 4.8 | 4 | 0 | • | | | |
| | ECHX2RTARLWH | CHICAGO EDGE LIT EXIT TRIM, DOUBLE SIDED, RECESSED MOUNT, ARROW RIGHT/ARROW LEFT, WHITE | 080083665921 | 4.8 | 4 | 0 | • | | | |
| | ECHX2RTDA | CHICAGO EDGE LIT EXIT TRIM, DOUBLE SIDED, RECESSED MOUNT DOUBLE ARROW | 080083665761 | 4.8 | 4 | 0 | • | | | |
| | ECHX2RTDAWH | CHICAGO EDGE LIT EXIT TRIM, DOUBLE SIDED, RECESSED MOUNT, DOUBLE ARROW, WHITE | 080083665907 | 4.8 | 4 | 0 | • | | | |
| | ECHX2RTWH | CHICAGO EDGE LIT EXIT TRIM, DOUBLE SIDED, RECESSED MOUNT, WHITE | 080083665884 | 4.8 | 4 | 0 | • | | | |

★ Indicates ARRA Eligible Product Ⓢ Indicates EISA Compliant Pulse Start Products  Indicates MarketPro Product


Please reference the Cooper Lighting Stock Guide Terms and Conditions page. Pictures are a representation of product categories and may not illustrate the exact skus listed. Product information is subject to change without notice. Consult factory representative for additional information and inventory details. Visit www.cooperlighting.com for more product information.

| CATALOG NUMBER | DESCRIPTION | UPC CODE | WEIGHT | CASE QTY | PALLET QTY | IL | CA | NJ | TX | GA |
|---|---|--------------|--------|----------|------------|----|----|----|----|----|
| Edge-lit - ECHX Surface | | | | | | | | | | |
|  ECHX6SHA | CHICAGO EDGE LIT EXIT HOUSING, AC ONLY, SURFACE MOUNT, BRUSHED ALUMINUM | 080083665938 | 2.5 | 6 | 0 | • | | | | |
| ECHX6SHWH | CHICAGO EDGE LIT EXIT HOUSING, AC ONLY, SURFACE MOUNT, WHITE | 080083665952 | 2.5 | 6 | 0 | • | | | | |
| ECHX7SHA | CHICAGO EDGE LIT EXIT HOUSING, SELF POWERED, SURFACE MOUNT, BRUSHED ALUMINUM | 080083665945 | 3 | 6 | 24 | • | | | | |
| ECHX7SHWH | CHICAGO EDGE LIT EXIT HOUSING, SELF POWERED, SURFACE MOUNT, WHITE | 080083665969 | 3 | 6 | 108 | • | | | | |
| ECHX1ST | CHICAGO EDGE LIT EXIT TRIM, SINGLE SIDED, SURFACE MOUNT, NO ARROW | 080083665976 | 2 | 6 | 48 | • | | | | |
| ECHX1STAL | CHICAGO EDGE LIT EXIT TRIM, SINGLE SIDED, SURFACE MOUNT, ARROW LEFT | 080083665990 | 2 | 6 | 40 | • | | | | |
| ECHX1STAR | CHICAGO EDGE LIT EXIT TRIM, SINGLE SIDED, SURFACE MOUNT, ARROW RIGHT | 080083665983 | 2 | 6 | 48 | • | | | | |
| ECHX1STDA | CHICAGO EDGE LIT EXIT TRIM, SINGLE SIDED, SURFACE MOUNT, DOUBLE ARROW | 080083666003 | 2 | 6 | 0 | • | | | | |
| ECHX2ST | CHICAGO EDGE LIT EXIT TRIM, DOUBLE SIDED, SURFACE MOUNT, BRUSHED ALUMINUM | 080083666010 | 2 | 6 | 0 | • | | | | |
| ECHX2STARL | CHICAGO EDGE LIT EXIT TRIM, DOUBLE SIDED, SURFACE MOUNT, BRUSHED ALUMINUM, ARROW RIGHT/ARROW LEFT | 080083666034 | 2 | 6 | 0 | • | | | | |
| ECHX2STDA | CHICAGO EDGE LIT EXIT TRIM, DOUBLE SIDED, SURFACE MOUNT, BRUSHED ALUMINUM, DOUBLE ARROW | 080083666027 | 2 | 6 | 0 | • | | | | |

Exit Signs Commercial - Edge-lit - EUR Recessed

| | | | | | | | | | | |
|---|--|--------------|-------|---|----|---|---|---|---|---|
| Edge-lit - EUR Recessed | | | | | | | | | | |
|  EUR60R | LED, RECESSED, ALUMINUM HOUSING, UNIVERSAL FACE, RED LETTERS, AC ONLY | 622697725617 | 9.099 | 4 | 64 | • | | • | • | • |
| EUR70R | LED, RECESSED, ALUMINUM HOUSING, UNIVERSAL FACE, RED LETTERS, SELF-POWERED | 622697725594 | 9.15 | 4 | 80 | • | | • | • | • |
| EUR70G | LED, RECESSED, ALUMINUM HOUSING, UNIVERSAL FACE, GREEN LETTERS, SELF-POWERED | 623960072742 | 5.905 | 4 | 64 | | • | • | • | • |

Exit Signs Commercial - Edge-lit - EUS Surface


| | | | | | | | | | | |
|---|---|--------------|-------|---|-----|---|---|---|---|---|
| Edge-lit - EUS Surface | | | | | | | | | | |
|  EUS60R | LED, SURFACE, ALUMINUM HOUSING, UNIVERSAL FACE, RED LETTERS, AC ONLY | 622697725587 | 6.081 | 1 | 27 | • | • | • | | • |
| EUS70R | LED, SURFACE, ALUMINUM HOUSING, UNIVERSAL FACE, RED LETTERS, SELF-POWERED | 622697725556 | 6.2 | 6 | 216 | • | • | • | • | • |
| EUS60G | LED, SURFACE, ALUMINUM HOUSING, UNIVERSAL FACE, GREEN LETTERS, AC ONLY | 623960072681 | 6.146 | 4 | 176 | • | • | | | • |
| EUS70G | LED, SURFACE, ALUMINUM HOUSING, UNIVERSAL FACE, GREEN LETTERS, SELF-POWERED | 623960072728 | 4.75 | 6 | 120 | • | • | • | | • |

| CATALOG NUMBER | DESCRIPTION | UPC CODE | WEIGHT | CASE QTY | PALLET QTY | IL | CA | NJ | TX | GA |
|----------------|-------------|----------|--------|----------|------------|----|----|----|----|----|
|----------------|-------------|----------|--------|----------|------------|----|----|----|----|----|

Exit Signs Commercial - Steel Housing - CHX




Steel Housing - CHX

| | | | | | | | | | | | |
|----------------|---|--------------|------|---|----|---|--|--|--|---|---|
| CHX71 | SELF POWERED, EXIT SIGN, STEEL HOUSING, WHITE LED EXIT, WITH LENS | 080083567614 | 11.3 | 1 | 60 | • | | | | • |  |
| CHX61-STAIR | AC ONLY, EXIT SIGN, STEEL HOUSING, WHITE LED EXIT WITH STAIR LENS | 080083592777 | 11.3 | 1 | 60 | • | | | | | |
| CHX61AL | AC ONLY, EXIT SIGN, STEEL HOUSING, WHITE LED EXIT WITH ARROW LEFT | 080083574766 | 11.3 | 1 | 60 | • | | | | | |
| CHX61AL-STAIR | AC ONLY, EXIT SIGN, STEEL HOUSING, WHITE LED EXIT WITH ARROW LEFT AND STAIR LENS | 080083708178 | 11.3 | 1 | 60 | • | | | | | |
| CHX61AR | AC ONLY, EXIT SIGN, STEEL HOUSING, WHITE LED EXIT WITH ARROW RIGHT LENS | 080083574650 | 11.3 | 1 | 60 | • | | | | | ★ |
| CHX61AR-STAIR | AC ONLY, EXIT SIGN, STEEL HOUSING, WHITE LED EXIT WITH ARROW RIGHT AND STAIR LENS | 080083708161 | 11.3 | 1 | 60 | • | | | | | |
| CHX61DA | AC ONLY, EXIT SIGN, STEEL HOUSING, WHITE LED EXIT WITH DOUBLE ARROW LENS | 080083576715 | 11.3 | 1 | 60 | • | | | | | |
| CHX62 | AC ONLY, EXIT SIGN, STEEL HOUSING, WHITE LED EXIT, DOUBLE SIDED | 080083574636 | 11.3 | 1 | 60 | • | | | | | |
| CHX62ARL | AC ONLY, EXIT SIGN, STEEL HOUSING, WHITE LED EXIT DOUBLE SIDED, ARROW RIGHT OR LEFT | 080083574643 | 11.3 | 1 | 60 | • | | | | | |
| CHX62ARL-STAIR | AC ONLY, EXIT SIGN, STEEL HOUSING, WHITE LED EXIT DOUBLE SIDED, ARROW RIGHT OR LEFT WITH STAIR LENS | 080083576722 | 11.3 | 1 | 60 | • | | | | | |
| CHX62DA | AC ONLY, EXIT SIGN, STEEL HOUSING, WHITE LED EXIT DOUBLE ARROW | 080083576739 | 11.3 | 1 | 60 | • | | | | | |
| CHX71-STAIR | SELF POWERED, CHICAGO EXIT SIGN, WHITE LED, SINGLE SIDED WITH STAIR LENS | 080083576678 | 11.3 | 1 | 60 | • | | | | | |
| CHX71AL | SELF POWERED, CHICAGO EXIT, STEEL HOUSING, SINGLE SIDED, ARROW LEFT | 080083576647 | 11.3 | 1 | 60 | • | | | | | |
| CHX71AL-STAIR | SELF POWERED, CHICAGO EXIT SIGN, WHITE LED, ARROW LEFT WITH STAIR LENS | 080083708208 | 11.3 | 1 | 60 | • | | | | | |
| CHX72DA | SELF POWERED, CHICAGO EXIT, STEEL HOUSING, DOUBLE SIDED, DOUBLE ARROW | 080083576708 | 11.3 | 1 | 60 | • | | | | | |
| CHX71AR | SELF POWERED, CHICAGO EXIT, STEEL HOUSING, SINGLE SIDED, ARROW RIGHT | 080083576654 | 11.3 | 1 | 60 | • | | | | | |
| CHX71AR-STAIR | SELF POWERED, CHICAGO EXIT SIGN, WHITE LED, ARROW RIGHT WITH STAIR LENS | 080083708192 | 11.3 | 1 | 60 | • | | | | | |
| CHX72ARL-STAIR | SELF POWERED, CHICAGO EXIT SIGN, WHITE LED, DOUBLE SIDED, ARROW RIGHT OR LEFT, WITH STAIR LENS | 080083651573 | 11.3 | 1 | 60 | • | | | | | |
| CHX71DA | SELF POWERED, CHICAGO EXIT, STEEL HOUSING, SINGLE SIDED, DOUBLE ARROW | 080083576661 | 11.3 | 1 | 60 | • | | | | | |
| CHX72 | SELF POWERED, CHICAGO EXIT, STEEL HOUSING, DOUBLE SIDED | 080083576685 | 11.3 | 1 | 60 | • | | | | | |
| CHX72ARL | SELF POWERED, CHICAGO EXIT, STEEL HOUSING, DOUBLE SIDED, ARROW LEFT | 080083576692 | 11.3 | 1 | 60 | • | | | | | |

Exit and Emergency Commercial - Steel Combo - CHX Combo

Steel Combo - CHX Combo


| | | | | | | | | | | | |
|--------|--|--------------|------|---|---|---|--|--|--|--|---|
| CHXC71 | SELF POWERED, EXIT/EMERGENCY LIGHT COMBO, STEEL HOUSING, WHITE LED EXIT, WITH LENS | 080083771271 | 0.01 | 1 | 1 | • | | | | |  |
|--------|--|--------------|------|---|---|---|--|--|--|--|---|

Exit Signs Commercial - Polycarbonate Housing - LPX






Polycarbonate Housing - LPX

| | | | | | | | | | | | |
|--------|---|--------------|-------|---|-----|---|---|---|---|---|--|
| LPX7 | LED, WHITE HOUSING, UNIVERSAL FACE, RED AND GREEN LETTERS, SELF-POWERED | 080083532773 | 3.169 | 6 | 144 | • | • | • | • | • | |
| LPX7SD | LED, WHITE HOUSING, UNIVERSAL FACE, RED AND GREEN LETTERS, SELF-POWERED, SELF-DIAGNOSTICS | 080083532797 | 3.57 | 6 | 270 | • | • | • | • | • | |

| CATALOG NUMBER | DESCRIPTION | UPC CODE | WEIGHT | CASE QTY | PALLET QTY | IL | CA | NJ | TX | GA |
|---|--|--------------|--------|----------|------------|----|----|----|----|----|
| Exit Signs Architectural | | | | | | | | | | |
| Die Cast Aluminum Housing - CX | | | | | | | | | | |
|  CX61 | LED, BRUSHED ALUMINUM FACE AND BLACK HOUSING, SINGLE FACE, RED AND GREEN LETTERS, AC ONLY | 080083534043 | 5.07 | 6 | 144 | • | | | | • |
| CX61WH | LED, WHITE FACE AND HOUSING, SINGLE FACE, RED AND GREEN LETTERS, AC ONLY | 080083534067 | 5.07 | 6 | 144 | • | | | | • |
| CX62WH | LED, WHITE FACE AND HOUSING, DOUBLE FACE, RED AND GREEN LETTERS, AC ONLY | 080083534074 | 5.07 | 6 | 144 | • | | | • | • |
| CX71SD | LED, BRUSHED ALUMINUM FACE AND BLACK HOUSING, SINGLE FACE, RED AND GREEN LETTERS, SELF-POWERED, SELF-DIAGNOSTICS | 080083534166 | 5.07 | 6 | 180 | • | • | • | • | • |
| CX71WHSD | LED, WHITE FACE AND HOUSING, SINGLE FACE, RED AND GREEN LETTERS, SELF-POWERED, SELF-DIAGNOSTICS | 080083534180 | 5.07 | 6 | 144 | • | • | • | • | • |
| CX72SD | LED, BRUSHED ALUMINUM FACE AND BLACK HOUSING, DOUBLE FACE, RED AND GREEN LETTERS, SELF-POWERED, SELF-DIAGNOSTICS | 080083534173 | 5.07 | 6 | 144 | • | • | | • | • |
| CX72WHSD | LED, WHITE FACE AND HOUSING, DOUBLE FACE, RED AND GREEN LETTERS, SELF-POWERED, SELF-DIAGNOSTICS | 080083534197 | 5.07 | 6 | 144 | • | | | | • |




Retrofit

Fluorescent Emergency Battery Pack

| | | | | | | | | | | | | | |
|---|------------|--------------------------------------|--------------|-------|----|-----|---|---|---|---|---|---|---|
|  Fluorescent EBP 450 Lumens | EBP450X | FLUORESCENT BATTERY PACK, 450 LUMEN | 080083561650 | 1.665 | 12 | 768 | • | • | • | • | • | • | ★ |
|  Fluorescent EBP 700 lumens | EBP700X | FLUORESCENT BATTERY PACK, 700 LUMEN | 080083564262 | 2.021 | 12 | 336 | • | • | • | • | • | • | ★ |
|  Fluorescent EBP 1400 Lumens | EBP1400NCX | FLUORESCENT BATTERY PACK, 1400 LUMEN | 080083712793 | 1.9 | 12 | 432 | | | | | • | | |

Accessories




Accessories

| | | | | | | | | | | | | | |
|--|-------|--|--------------|-------|----|-----|---|---|---|---|---|---|---|
|  Laser | LASER | RED POINTER (USED TO ACTIVATE REMOTE TESTING FIXTURES) | 662401215256 | 0.185 | 12 | 288 | | | | | • | | ★ |
|  Vandal Guard - VS1 | VS1 | POLYCARBONATE VANDAL SHIELD | 662401459674 | 4.5 | 1 | 24 | | | | | • | • | ★ |
|  Wireguard - WG | WG1 | WIREGUARD (18"X15"X6") | 662400109419 | 2.474 | 1 | 80 | • | | • | • | • | • | ★ |
| | WG10 | WIREGUARD (13 3/4"X13 3/8"X4 3/8") | 662400109426 | 2.438 | 1 | 84 | • | • | • | • | • | • | ★ |

| CATALOG NUMBER | DESCRIPTION | UPC CODE | WEIGHT | CASE | | PALLET | | | | |
|----------------|-------------|----------|--------|------|-----|--------|----|----|----|----|
| | | | | QTY | QTY | IL | CA | NJ | TX | GA |

Chicago Code

Chicago Code Emergency

| | | | | | | | | | | | | | |
|--|------------------------------------|--|---------------------|------------|----------|------------|----------|---------|---------|---------|---------|----------|---|
|  | <p>Steel Housing - XR6C</p> | <p>XR6C-LED STEEL, (2) 300 LUMEN LED HEADS, WHITE</p> | <p>080083753215</p> | <p>3.9</p> | <p>8</p> | <p>108</p> | <p>•</p> | <p></p> | <p></p> | <p></p> | <p></p> | <p>•</p> |  |
|  | <p>Steel Housing - XR9C</p> | <p>XR9C STEEL, 6V, (2) 12W HALOGEN LAMPS, 30W REMOTE CAPACITY, WHITE</p> | <p>662400107514</p> | <p>15</p> | <p>4</p> | <p>48</p> | <p>•</p> | <p></p> | <p></p> | <p></p> | <p></p> | <p></p> | <p></p> |

CATALOG NUMBER

DESCRIPTION

UPC CODE WEIGHT CASE QTY PALLET QTY IL CA NJ TX GA

All-Pro Emergency

LED Exit and Emergency

Exit Signs Commercial



Thermoplastic Housing - APXEL

| | | | | | | | | | | | |
|----------|--|--------------|-------|---|-----|---|---|---|---|---|---|
| APXEL61R | EXIT SIGN EDGE LIT, 1F, RED, AC ONLY | 080083635245 | 4.1 | 6 | 108 | • | • | • | • | • | • |
| APXEL62R | EXIT SIGN EDGE LIT, 2F, RED, AC ONLY | 080083635528 | 4 | 6 | 108 | • | • | • | • | • | • |
| APXEL71G | EXIT SIGN EDGE LIT, 1F, GREEN, BATTERY | 080083635504 | 4.2 | 6 | 108 | • | • | • | • | • | • |
| APXEL71R | EXIT SIGN EDGE LIT, 1F, RED, BATTERY | 080083635467 | 3.95 | 4 | 128 | • | • | • | • | • | • |
| APXEL72G | EXIT SIGN EDGE LIT, 2F, GREEN, BATTERY | 080083635580 | 3.128 | 6 | 108 | • | • | • | • | • | • |
| APXEL72R | EXIT SIGN EDGE LIT, 2F, RED, BATTERY | 080083635542 | 4.14 | 6 | 108 | • | • | • | • | • | • |



Thermoplastic Combos - Double Head - APC

| | | | | | | | | | | | |
|-------|--|--------------|-------|---|-----|---|---|---|---|---|---|
| APC7G | COMBO UNIT, WHITE HOUSING, LED-EXIT, (2) LED EMERGENCY LIGHT HEADS, UNIVERSAL FACE GREEN LETTERS | 080083567164 | 0.68 | 8 | 216 | • | • | • | • | • | • |
| APC7R | COMBO UNIT, WHITE HOUSING, LED-EXIT, (2) LED EMERGENCY LIGHT HEADS, UNIVERSAL FACE RED LETTERS | 080083566556 | 2.637 | 8 | 288 | • | • | • | • | • | • |



Thermoplastic Combos - Double Head - APCH

| | | | | | | | | | | | |
|--------|---|--------------|-------|---|-----|---|---|---|---|---|---|
| APCH7G | COMBO UNIT, WHITE HOUSING, REMOTE CAPACITY, LED-EXIT, (2) LED EMERGENCY LIGHT HEADS, UNIVERSAL FACE GREEN LETTERS | 080083567188 | 2.817 | 8 | 144 | • | • | • | • | • | • |
| APCH7R | COMBO UNIT, WHITE HOUSING, REMOTE CAPACITY, LED-EXIT, (2) LED EMERGENCY LIGHT HEADS, UNIVERSAL FACE RED LETTERS | 080083567171 | 2.721 | 8 | 256 | • | • | • | • | • | • |



Thermoplastic Housing - APX6 and APX7

| | | | | | | | | | | | |
|-------|--|--------------|-------|---|-----|---|---|---|---|---|---|
| APX6G | AC ONLY, WHITE HOUSING, LED EXIT, GREEN LETTERS | 080083566525 | 1.954 | 6 | 216 | • | • | • | • | • | • |
| APX6R | AC ONLY, WHITE HOUSING, LED EXIT, RED LETTERS | 080083566518 | 1.835 | 6 | 216 | • | • | • | • | • | • |
| APX7G | SELF POWERED, WHITE HOUSING, LED EXIT, GREEN LETTERS | 080083566549 | 2.37 | 6 | 360 | • | • | • | • | • | • |
| APX7R | SELF POWERED, WHITE HOUSING, LED EXIT, RED LETTERS | 080083566532 | 2.15 | 6 | 270 | • | • | • | • | • | • |

Emergency Commercial



Thermoplastic Housing - APEL

| | | | | | | | | | | | |
|------|--|--------------|------|---|-----|---|---|---|---|---|---|
| APEL | 3.6V, (2) .78W LED EMERGENCY LIGHT HEAD, EQUIVALENT TO (2) 5.4W INCANDESCENT LAMPS | 080083566501 | 0.95 | 8 | 512 | • | • | • | • | • | • |
|------|--|--------------|------|---|-----|---|---|---|---|---|---|






Thermoplastic Housing - APWR


| | | | | | | | | | | | |
|-------|---------------------------------|--------------|-------|----|------|---|---|---|---|---|---|
| APWR1 | REMOTE, SINGLE HEAD, WET LISTED | 080083608560 | 0.378 | 30 | 1440 | • | • | • | • | • | • |
| APWR2 | REMOTE, DOUBLE HEAD, WET LISTED | 080083608584 | 0.499 | 30 | 360 | • | • | • | • | • | • |


| CATALOG NUMBER | DESCRIPTION | UPC CODE | WEIGHT | CASE QTY | PALLET QTY | IL | CA | NJ | TX | GA | |
|----------------|-------------|----------|--------|----------|------------|----|----|----|----|----|--|
|----------------|-------------|----------|--------|----------|------------|----|----|----|----|----|--|


Exit Signs Architectural

|  | | Universal Edge Lit - AUX | | | | | | | | | | |
|--|--|---------------------------------|-------|----|----|--|--|--|--|--|---|---|
| AUXA | NY UNIVERSAL EDGE LIT, AC ONLY, SILVER | 080083703265 | 8.5 | 1 | 50 | | | | | | | (E)  |
| AUXA18 | NY UNIVERSAL EDGE LIT, AC ONLY, SILVER, 1 FACE | 080083718023 | 8.5 | 1 | 50 | | | | | | | (E) |
| AUXA6 | NY UNIVERSAL EDGE LIT, AC ONLY, SILVER, 6 INCH LENS | 080083718030 | 8.5 | 1 | 50 | | | | | | | (E) |
| AUXABK18 | NY UNIVERSAL EDGE LIT, AC ONLY, BLACK, 1 FACE | 080083718047 | 8.5 | 4 | 50 | | | | | | | (E) |
| AUXABK6 | NY UNIVERSAL EDGE LIT, AC ONLY, BLACK, 6 INCH LENS | 080083718054 | 8.5 | 4 | 50 | | | | | | | (E) |
| AUXAWH18 | NY UNIVERSAL EDGE LIT, AC ONLY, WHITE, 1 FACE | 080083718061 | 8.5 | 1 | 50 | | | | | | | (E) |
| AUXAWH6 | NY UNIVERSAL EDGE LIT, AC ONLY, WHITE, 6 INCH LENS | 080083718078 | 8.5 | 1 | 50 | | | | | | | |
| AUXSSD | NY UNIVERSAL EDGE LIT, SELF POWERED, SILVER, SD | 080083703296 | 18.66 | 1 | 50 | | | | | | |  |
| AUXSSD18 | NY UNIVERSAL EDGE LIT, SELF POWERED, SILVER, SD, 1 FACE | 080083718108 | 18.66 | 1 | 50 | | | | | | | |
| AUXSSD6 | NY UNIVERSAL EDGE LIT, SELF POWERED, SILVER, SD, 6 INCH LENS | 080083718115 | 18.66 | 1 | 50 | | | | | | | |
| AUXSWHSD6 | NY UNIVERSAL EDGE LIT, SELF POWERED, WHITE, SD, 6 INCH LENS | 080083718139 | 9.4 | 1 | 50 | | | | | | | |
| AUXA2C | UNIVERSAL EDGE LIT, AC ONLY, SILVER, 2 CIRCUIT | 080083812165 | 8.5 | 1 | 50 | | | | | | | (E) |
| AUXSHSD | NY UNIV EDGE LIT, SELF-POWERED, BRUSH ALUM HOUSING | 080083703364 | 5.68 | 4 | 50 | | | | | | | |
| AUXSHWHSD | NY UNIV EDGE LIT, SELF-POWERED, WHITE HOUSING | 080083703371 | 5.66 | 4 | 50 | | | | | | • | |
| AUXAH | UNIV EDGELIT, AC ONLY, BRSH ALUM HSG | 080083703333 | 4.7 | 1 | 50 | | | | | | | (E) |
| AUXL | NY EDGELIT LENS KIT | 080083703395 | 3.8 | 10 | 50 | | | | | | | |
| AUXL18 | EDGE LIT SINGLE LENS KIT | 080083717668 | 3.8 | 10 | 50 | | | | | | | |
| AUXL6 | EDGE LIT 6" LENS KIT | 080083717682 | 3.8 | 10 | 50 | | | | | | | |
| EXP-AUXSSD | NY UNIVERSAL EDGE LIT, SELF POWERED LED, SD | 080083812158 | 18.66 | 1 | 50 | | | | | | | |

Exit Signs Commercial

|  | | Edge Lit Recessed | | | | | | | | | | |
|--|--|--------------------------|------|---|----|--|--|--|--|--|--|---|
| TSC18RCSA | EXIT LIGHT, SELF-POWERED, SINGLE FACE, SATIN ALUM TRIM | 080083812097 | 5.5 | 1 | 1 | | | | | | | ★ |
| HA | EDGE LITE HOUSING, AC ONLY | 080083812080 | 3.94 | 1 | 54 | | | | | | | ★ |
| HS1 | EDGE LITE HOUSING, SELF-POWERED SINGLE FACE | 080083812073 | 4.1 | 1 | 1 | | | | | | | ★ |

|  | | Edge Lit Surface | | | | | | | | | | |
|--|--|-------------------------|------|---|-----|--|--|--|--|--|--|--|
| REUSN18R | NY SURFACE EDGE LIT EXIT, SELF POWERED, 1 FACE | 080083696987 | 16.2 | 1 | 120 | | | | | | | |


|  | | Steel Housing - LED | | | | | | | | | | |
|--|---|----------------------------|------|---|-----|--|--|--|--|--|--|---|
| RXSN8RU | NY LED EXIT, STEEL, SELF POWERED, UNIVERSAL FACE | 080083634576 | 16.2 | 1 | 144 | | | | | | | |
| XLN1-6SR2U-BA | LED EXIT, SELF POWERED, UNIVERSAL, TWO FACES, RED | 080083812127 | 7 | 1 | 90 | | | | | | | ★ |


★ Indicates ARRA Eligible Product (E) Indicates EISA Compliant Pulse Start Products  Indicates MarketPro Product


Please reference the Cooper Lighting Stock Guide Terms and Conditions page. Pictures are a representation of product categories and may not illustrate the exact skus listed. Product information is subject to change without notice. Consult factory representative for additional information and inventory details. Visit www.cooperlighting.com for more product information.

| CATALOG NUMBER | DESCRIPTION | UPC CODE | WEIGHT | CASE | | PALLET | | | | |
|----------------|-------------|----------|--------|------|-----|--------|----|----|----|----|
| | | | | QTY | QTY | IL | CA | NJ | TX | GA |


Combo Exit Signs Commercial

|  | Steel Housing - LED | | | | | | | | | | | |
|--|----------------------------|--|--------------|-----|---|-----|--|--|--|--|---|--|
| | RCS182LED | NY LED COMBO, 1 FACE, 2 HEADS, WHITE | 080083574322 | 3.5 | 6 | 192 | | | | | | |
| | RCS183LED | NY LED COMBO, 1 FACE, 3 HEADS, WHITE | 080083574308 | 3.5 | 6 | 192 | | | | | | |
| | RCS282LED | NY LED COMBO, 2 FACE, 2 HEADS, WHITE | 080083574315 | 3.5 | 6 | 192 | | | | | | |
| | RCS283LED | NY LED COMBO, 2 FACE, 3 HEADS, WHITE | 080083574292 | 3.5 | 6 | 192 | | | | | | |
| | XLCNY8L-2/3 | STEEL CONVERTIBLE COMBO EMERGENCY WITH LED EXIT SIGN | 080083812103 | 22 | 1 | 1 | | | | | ★ | |

|  | Steel Housing - Incandescent | | | | | | | | | | |
|--|--------------------------------------|--|--------------|------|-----|-----|--|--|--|--|--|
| | PC3-RU | POLYCARBONATE COMBO UNIT, WHITE HOUSING, LED-EXIT, 5.4W LAMPS-EMERGENCY, UNIVERSAL FACE, RED LETTERS | 662400775843 | 7.01 | 6 | 144 | | | | | |
| RCS8R-3 | NY INC COMBO, 1 FACE, 3 HEADS, WHITE | 080083634583 | 16.2 | 1 | 144 | | | | | | |

|  | Polycarbonate Housing - LED | | | | | | | | | | |
|--|------------------------------------|---|--------------|-----|---|-----|--|--|--|--|--|
| | PNL-RU | LED, WHITE HOUSING, UNIVERSAL FACE, RED LETTERS, SELF-POWERED | 662401740093 | 3.5 | 6 | 192 | | | | | |

Remote Emergency Commercial

|  | Polycarbonate - LED | | | | | | | | | | |
|--|----------------------------|--|--------------|-----|---|-----|--|--|--|--|--|
| | RFLED401 | POLYCARBONATE, LED 9.6 V REMOTE, 1 HEAD, WHITE | 080083574285 | 3.5 | 6 | 192 | | | | | |
| | RFLED402 | POLYCARBONATE, LED 9.6 V REMOTE, 2 HEAD, WHITE | 080083574278 | 3.5 | 6 | 192 | | | | | |
| | RFLED401WP | POLYCARBONATE, LED 9.6 V REMOTE, 1 HEAD, GRAY, WEATHER PROOF | 080083722334 | 3.5 | 6 | 192 | | | | | |
| | RFLED402WP | POLYCARBONATE, LED 9.6 V REMOTE, 2 HEAD, GRAY, WEATHER PROOF | 080083722341 | 3.5 | 6 | 192 | | | | | |
| | SP-RFLEDHEAD | RFLED HEAD | 080083574261 | 3.5 | 6 | 192 | | | | | |

CATALOG NUMBER

DESCRIPTION

UPC CODE WEIGHT CASE QTY PALLET QTY IL CA NJ TX GA

Portfolio

LED

Recessed

2" Power Modules

| | | | | | | | | | | | |
|-------------------|--|--------------|------|---|-----|--|--|--|--|--|---|
| EU2B0510FL408030 | 4-INCH LED MODULE 500 OR 1000 LUMEN, 80CRI, 3000 CCT, 40° FLOOD OPTIC | 080083788965 | 1.28 | 6 | 480 | | | | | | • |
| EU2B0510FL408035 | 4-INCH LED MODULE 500 OR 1000 LUMEN, 80CRI, 3500 CCT, 40° FLOOD OPTIC | 080083788989 | 1.28 | 6 | 480 | | | | | | • |
| EU2B0510NFL258030 | 4-INCH LED MODULE 500 OR 1000 LUMEN, 80CRI, 3000 CCT, 25° NARROW FLOOD OPTIC | 080083788927 | 1.28 | 6 | 480 | | | | | | • |
| EU2B0510NFL258035 | 4-INCH LED MODULE 500 OR 1000 LUMEN, 80CRI, 3500 CCT, 25° NARROW FLOOD OPTIC | 080083788941 | 1.28 | 6 | 480 | | | | | | • |
| EU2B0510WFL558030 | 4-INCH LED MODULE 500 OR 1000 LUMEN, 80CRI, 3000 CCT, 55° WIDE FLOOD OPTIC | 080083789009 | 1.28 | 6 | 480 | | | | | | • |
| EU2B0510WFL558035 | 4-INCH LED MODULE 500 OR 1000 LUMEN, 80CRI, 3500 CCT, 55° WIDE FLOOD OPTIC | 080083789023 | 1.28 | 6 | 480 | | | | | | • |
| EU2B15FL408030 | 4-INCH LED MODULE 1500 LUMEN, 80CRI, 3000 CCT, 40° FLOOD OPTIC | 080083788842 | 1.28 | 6 | 480 | | | | | | • |
| EU2B15FL408035 | 4-INCH LED MODULE 1500 LUMEN, 80CRI, 3500 CCT, 40° FLOOD OPTIC | 080083788866 | 1.28 | 6 | 480 | | | | | | • |
| EU2B15NFL258030 | 4-INCH LED MODULE 1500 LUMEN, 80CRI, 3000 CCT, 25° NARROW FLOOD OPTIC | 080083788804 | 1.28 | 6 | 480 | | | | | | • |
| EU2B15NFL258035 | 4-INCH LED MODULE 1500 LUMEN, 80CRI, 3500 CCT, 25° NARROW FLOOD OPTIC | 080083788828 | 1.28 | 6 | 480 | | | | | | • |
| EU2B15WFL558030 | 4-INCH LED MODULE 1500 LUMEN, 80CRI, 3000 CCT, 55° WIDE FLOOD OPTIC | 080083788880 | 1.28 | 6 | 480 | | | | | | • |
| EU2B15WFL558035 | 4-INCH LED MODULE 1500 LUMEN, 80CRI, 3500 CCT, 55° WIDE FLOOD OPTIC | 080083788903 | 1.28 | 6 | 480 | | | | | | • |

2" Trims

| | | | | | | | | | | | |
|--------|-------------------------------------|--------------|-----|---|-----|--|--|--|--|--|---|
| 2LBD1H | 2" DOWNLIGHT REFLECTOR, HAZE FINISH | 080083780785 | 0.1 | 6 | 720 | | | | | | • |
|--------|-------------------------------------|--------------|-----|---|-----|--|--|--|--|--|---|




4" Downlight

| | | | | | | | | | | | | |
|------------------|---|--------------|-------|---|-----|---|---|--|--|---|---|---|
| LDA4A18835D010TE | 4" ADJUSTABLE/SLOPE LED HOUSING, 1800 LUMENS, 3500K, 80CRI. TRAILING EDGE OR 0-10V DRIVER | 080083753659 | 12 | 1 | 16 | | | | | | • | ★ |
| 4LBM0H | 4" LED MEDIUM BEAM REFLECTOR, POLYMER TRIM RING, HAZE FINISH | 080083769070 | 0.763 | 6 | 240 | • | | | | | • | |
| LD4B10D010 | 4" 1000 LUMEN LED HOUSING, 120-277V, 0-10V 1 PERCENT DRIVER | 080083788149 | 3.133 | 6 | 144 | • | • | | | • | • | ★ |
| LD4B10D010TR | 4" 1000 LUMEN LED HOUSING, LEADING EDGE OR 0-10V DRIVER | 080083788132 | 4.667 | 1 | 45 | • | | | | | • | ★ |
| LD4B10DL3 | 4" 1000 LUMEN LED HOUSING, LUTRON 3 WIRE DRIVER | 080083787852 | 4.667 | 1 | 45 | | | | | | • | ★ |
| LD4B10DLE | 4" 1000 LUMEN LED HOUSING, LUTRON ECOSYSTEM DRIVER | 080083788125 | 4.667 | 1 | 45 | | | | | | • | ★ |
| LD4B15D010 | 4" 1500 LUMEN LED HOUSING, 120-277V, 0-10V 1 PCT DRIVER | 080083788118 | 3.11 | 6 | 144 | • | | | | • | • | ★ |
| LD4B15D010TR | 4" 1500 LUMEN LED HOUSING, LEADING EDGE OR 0-10V DRIVER | 080083788101 | 5.667 | 1 | 45 | • | | | | | • | ★ |
| LD4B20D010 | 4" 2000 LUMEN LED HOUSING, 120-277V, 0-10V 1 PCT DRIVER | 080083788095 | 5.667 | 6 | 144 | • | • | | | • | • | ★ |
| LD4B20D010TR | 4" 2000 LUMEN LED HOUSING, LEADING EDGE OR 0-10V DRIVER | 080083788088 | 5.667 | 1 | 45 | | | | | | • | ★ |
| LD4B30D010 | 4" 3000 LUMEN LED HOUSING, 120-277V, 0-10V 1 PCT DRIVER | 080083788071 | 5.667 | 1 | 45 | | | | | | • | ★ |
| 4LBW2H | 4" LED WIDE BEAM REFLECTOR, SELF FLANGED PAINTED WHITE, HAZE FINISH | 080083769490 | 0.244 | 6 | 240 | • | | | | | • | |
| LD4BCP15D010 | 4" 1500 LUMEN, CHICAGO PLENUM, LED HOUSING, 120-277V, 0-10V 1 PCT DRIVER | 080083788064 | 5.667 | 1 | 144 | • | | | | | | ★ |
| LD4BCP20D010 | 4" 2000 LUMEN, CHICAGO PLENUM, LED HOUSING, 120-277V, 0-10V 1 PCT DRIVER | 080083788057 | 5.667 | 1 | 45 | • | | | | | | ★ |
| LD4B15D010EM7 | 4" 1500 LUMEN LED HOUSING, 120-277V, 0-10V 1% DRIVER WITH 7W EMERGENCY BATTERY | 080083810970 | 4.25 | 1 | 45 | | | | | | • | ★ |
| LD4B20D010EM7 | 4" 2000 LUMEN LED HOUSING, 120-277V, 0-10V 1% DRIVER WITH 7W EMERGENCY BATTERY | 080083810963 | 4.25 | 1 | 45 | | | | | | • | ★ |
| 4LBCS1MB | 4" LED SHALLOW DIE CAST REFLECTOR, SELF FLANGED, MATTE BLACK FINISH | 080083820764 | 0.763 | 6 | 360 | | | | | | • | |
| 4LBCS1MW | 4" LED SHALLOW DIE CAST REFLECTOR, SELF FLANGED, MATTE WHITE FINISH | 080083820801 | 0.763 | 6 | 360 | | | | | | | |



★ Indicates ARRA Eligible Product ⓔ Indicates EISA Compliant Pulse Start Products  Indicates MarketPro Product

Please reference the Cooper Lighting Stock Guide Terms and Conditions page. Pictures are a representation of product categories and may not illustrate the exact skus listed. Product information is subject to change without notice. Consult factory representative for additional information and inventory details. Visit www.cooperlighting.com for more product information.

| CATALOG NUMBER | DESCRIPTION | UPC CODE | WEIGHT | CASE QTY | PALLET QTY | IL | CA | NJ | TX | GA |
|----------------------------|--|--------------|--------|----------|------------|----|----|----|----|-----|
| 4" Power Modules | | | | | | | | | | |
| EU4B10208030 | 4-INCH LED MODULE 1000, 1500 OR 2000 LUMEN, 80CRI, 3000 CCT | 080083788330 | 1.28 | 6 | 480 | • | | | | • |
| EU4B10208040 | 4-INCH LED MODULE 1000, 1500 OR 2000 LUMEN, 80CRI, 4000 CCT | 080083788316 | 1.28 | 6 | 480 | | | | • | • |
| EU4B10208035 | 4-INCH LED MODULE 1000, 1500 OR 2000 LUMEN, 80CRI, 3500 CCT | 080083788323 | 1.28 | 6 | 480 | • | | | • | • |
| EU4B10209035 | 4-INCH LED MODULE 1000, 1500 OR 2000 LUMEN, 90CRI, 3500 CCT | 080083788309 | 1.28 | 6 | 480 | | | | | • |
| EU4B10209040 | 4-INCH LED MODULE 1000, 1500 OR 2000 LUMEN, 90CRI, 4000 CCT | 080083788293 | 1.28 | 6 | 480 | | | | | • |
| EU6B10208030 | 6-INCH LED MODULE 1000, 1500 OR 2000 LUMEN, 80CRI, 3000 CCT | 080083788279 | 1.28 | 6 | 480 | | • | | • | • |
| 4" Square Downlight | | | | | | | | | | |
| LDSQ4B20D010TR | 4" SQUARE 2000 LUMEN LED HOUSING, LEADING EDGE OR 0-10V DRIVER | 080083787784 | 5.55 | 6 | 72 | | • | | | ★ |
| LDSQ4B15D010 | 4" SQUARE 1500 LUMEN LED HOUSING, 120-277V, 0-10V 1 PCT DRIVER | 080083787814 | 5.55 | 6 | 72 | • | • | | | ★ |
| LDSQ4B15D010TR | 4" SQUARE 1500 LUMEN LED HOUSING, LEADING EDGE OR 0-10V DRIVER | 080083787807 | 5.55 | 6 | 72 | | | | | ★ |
| LDSQ4B10D010 | 4" SQUARE 1000 LUMEN LED HOUSING, 120-277V, 0-10V 1 PCT DRIVER | 080083787777 | 4.3 | 6 | 108 | | • | | | ★ |
| LDSQ4B20D010 | 4" SQUARE 2000 LUMEN LED HOUSING, 120-277V, 0-10V 1 PCT DRIVER | 080083787791 | 5.55 | 6 | 72 | | | | | ★ |
| 4LBSQ1WMH | 4" SQUARE LED REFLECTOR, SELF FLANGED, WARM HAZE FINISH | 080083811076 | 0.763 | 6 | 240 | | | | | • |
| LDSQ4B10D010TR | 4" SQUARE 1000 LUMEN LED HOUSING, 120-277V, 0-10V/TRIAC DRIVER | 080083810864 | 5.55 | 6 | 72 | | | | | • ★ |
| 4" Square Trim | | | | | | | | | | |
| 4LBSQ0H | 4" SQUARE LED REFLECTOR, POLYMER TRIM RING, HAZE FINISH | 080083769926 | 0.763 | 6 | 144 | | | | | • |
| 4LBSQ0LI | 4" SQUARE LED REFLECTOR, POLYMER TRIM RING, SPECULAR FINISH | 080083769940 | 0.763 | 6 | 144 | | | | | • |
| 4LBSQ1H | 4" SQUARE LED REFLECTOR, SELF FLANGED, HAZE FINISH | 080083769889 | 0.763 | 6 | 144 | • | • | | | • |
| 4LBSQ1LI | 4" SQUARE LED REFLECTOR, SELF FLANGED, SPECULAR CLEAR FINISH | 080083769988 | 0.763 | 6 | 144 | | • | | | • |
| 4LBSQ2H | 4" SQUARE LED REFLECTOR, SELF FLANGED PAINTED WHITE, HAZE FINISH | 080083769964 | 0.763 | 6 | 144 | • | | | | • |
| 4LBSQ2LI | 4" SQUARE LED REFLECTOR, SELF FLANGED PAINTED WHITE, SPECULAR CLEAR FINISH | 080083770007 | 0.763 | 6 | 180 | | | • | | • |
| 4LBSQ0MW | 4" SQUARE LED REFLECTOR, POLYMER TRIM RING, MATTE WHITE | 080083810901 | 0.763 | 6 | 144 | | • | | | • |
| 4LBSQ1MW | 4" SQUARE LED REFLECTOR, SELF FLANGED, MATTE WHITE | 080083810949 | 0.763 | 6 | 180 | | | | | • |
| PRSQ4 | 4-INCH SQUARE RIMLESS PLASTER RING | 080083781287 | 1 | 180 | 2160 | | | | | • |
| 4LBCS0MMS | 4" LED SHALLOW DIE CAST REFLECTOR, POLYMER TRIM RING, MATTE METALLIC SILVER FINISH | 080083769612 | 0.763 | 6 | 360 | | | | | • |
| 4LBSQ1B | 4" SQUARE LED REFLECTOR, SELF FLANGED, BLACK FINISH | 080083820771 | 0.763 | 6 | 240 | | | | | • |
| 4LBSQLWW0MW | 4" SQUARE LED LENSED WALL WASH REFLECTOR, POLYMER TRIM RING, MATTE WHITE FINISH | 080083820795 | 0.763 | 6 | 300 | | | | | • |



| CATALOG NUMBER | DESCRIPTION | UPC CODE | WEIGHT | CASE QTY | PALLET QTY | | | | | |
|-----------------|---|--------------|--------|----------|------------|------|----|----|----|---|
| | | | | | IL | CA | NJ | TX | GA | |
| 4" Trims | | | | | | | | | | |
| 4LBM0LI | 4" LED MEDIUM BEAM REFLECTOR, POLYMER TRIM RING, SPECULAR CLEAR FINISH | 080083769018 | 0.763 | 6 | 240 | • | | | | • |
| 4LBM1H | 4" LED MEDIUM BEAM REFLECTOR, SELF FLANGED, HAZE FINISH | 080083769056 | 0.763 | 6 | 240 | • | | | | • |
| 4LBM2H | 4" LED MEDIUM BEAM REFLECTOR, SELF FLANGED PAINTED WHITE, HAZE FINISH | 080083769094 | 0.763 | 6 | 240 | • | • | | | • |
| 4LBM1LI | 4" LED MEDIUM BEAM REFLECTOR, SELF FLANGED, SPECULAR CLEAR FINISH | 080083769254 | 0.763 | 6 | 240 | • | | | | • |
| 4LBM2LI | 4" LED MEDIUM BEAM REFLECTOR, SELF FLANGED PAINTED WHITE, SPECULAR CLEAR FINISH | 080083769032 | 0.763 | 6 | 240 | • | • | | | • |
| 4LBW0H | 4" LED WIDE BEAM REFLECTOR, POLYMER TRIM RING, HAZE FINISH | 080083769476 | 0.763 | 6 | 240 | • | | | | • |
| 4LBW0LI | 4" LED WIDE BEAM REFLECTOR, POLYMER TRIM RING, SPECULAR CLEAR FINISH | 080083769155 | 0.23 | 6 | 240 | | | | | • |
| 4LBW1H | 4" LED WIDE BEAM REFLECTOR, SELF FLANGED, HAZE FINISH | 080083769193 | 0.763 | 6 | 240 | • | • | | | • |
| 4LBW1LI | 4" LED WIDE BEAM REFLECTOR, SELF FLANGED, SPECULAR CLEAR FINISH | 080083769391 | 0.763 | 6 | 240 | • | • | | | • |
| 4LBW2LI | 4" LED WIDE BEAM REFLECTOR, SELF FLANGED PAINTED WHITE, SPECULAR CLEAR FINISH | 080083769179 | 0.763 | 6 | 240 | | | | | • |
| 4LBSW1H | 4" LED SINGLE WALL WASH REFLECTOR, SELF FLANGED, HAZE FINISH | 080083769230 | 0.763 | 6 | 240 | | | | | • |
| 4LBSW1LI | 4" LED SINGLE WALL WASH REFLECTOR, SELF FLANGED, SPECULAR CLEAR FINISH | 080083768257 | 0.763 | 6 | 300 | | | | | • |
| PRR4 | 4-INCH ROUND RIMLESS PLASTER RING | 080083781263 | | 1 | 180 | 2160 | | | | • |
| 4LBCS1MMS | 4" LED SHALLOW DIE CAST REFLECTOR, SELF FLANGED, MATTE METALLIC SILVER FINISH | 080083820788 | 0.763 | 6 | 360 | | | | | • |

| CATALOG NUMBER | DESCRIPTION | UPC CODE | WEIGHT | CASE QTY | PALLET QTY | IL | CA | NJ | TX | GA | |
|---|---|--------------|--------|----------|------------|----|----|----|----|----|---|
| 6" Downlight | | | | | | | | | | | |
|  LDA6A30930D010TE | 6" ADJUSTABLE/SLOPE LED HOUSING, 3000 LUMENS, 3000K, 90CRI TRAILING EDGE OR 0-10V DRIVER | 080083753611 | 12.5 | 1 | 16 | | | | | • | ★ |
| LDA6A30935D010TE | 6" ADJUSTABLE/SLOPE LED HOUSING, 3000 LUMENS, 3500K, 90CRI TRAILING EDGE OR 0-10V DRIVER | 080083753598 | 12.5 | 1 | 16 | | | | | • | ★ |
| LD6B10D010 | 6" 1000 LUMEN LED HOUSING, 120-277V, 0-10V 1 PERCENT DRIVER | 080083788040 | 5.667 | 6 | 144 | • | • | | • | • | ★ |
| LD6B10D010EM14 | 6" 1000 LUMEN LED HOUSING, 120-277V, 0-10V 1 PERCENT DRIVER WITH 14W EMERGENCY BATTERY PACK | 080083787906 | 3.148 | 1 | 45 | | | | | • | ★ |
| LD6B10D010EM7 | 6" 1000 LUMEN LED HOUSING, 120-277V, 0-10V 1 PERCENT DRIVER WITH 7W EMERGENCY BATTERY PACK | 080083787890 | 3.148 | 1 | 45 | | | | | • | ★ |
| LD6B10D010TR | 6" 1000 LUMEN LED HOUSING, LEADING EDGE OR 0-10V DRIVER | 080083788033 | 3.467 | 6 | 144 | • | | | | • | ★ |
| LD6B10DL3 | 6" 1000 LUMEN LED HOUSING,LUTRON 3 WIRE DRIVER | 080083788026 | 5.667 | 1 | 45 | | | | | • | ★ |
| LD6B15D010 | 6" 1500 LUMEN LED HOUSING, 120-277V, 0-10V 1 PERCENT DRIVER | 080083788019 | 1.43 | 6 | 108 | • | • | | • | • | ★ |
| LD6B15D010EM14 | 6" 1500 LUMEN LED HOUSING, 120-277V, 0-10V 1 PERCENT DRIVER WITH 14W EMERGENCY BATTERY PACK | 080083787883 | 3.148 | 1 | 12 | | • | | | • | ★ |
| LD6B15D010EM7 | 6" 1500 LUMEN LED HOUSING, 120-277V, 0-10V 1 PERCENT DRIVER WITH 7W EMERGENCY BATTERY PACK | 080083787876 | 3.148 | 1 | 45 | | | | | • | ★ |
| LD6B15D010TR | 6" 1500 LUMEN LED HOUSING, LEADING EDGE OR 0-10V DRIVER | 080083788002 | 3.5 | 6 | 144 | | | | | • | ★ |
| LD6B15DLE | 6" 1500 LUMEN LED HOUSING, LUTRON ECOSYSTEM DRIVER | 080083787999 | 5.667 | 1 | 45 | | | | | • | ★ |
| LD6B20D010 | 6" 2000 LUMEN LED HOUSING, 120-277V, 0-10V 1 PERCENT DRIVER | 080083787982 | 3 | 6 | 108 | • | • | | • | • | ★ |
| LD6B20D010TR | 6" 2000 LUMEN LED HOUSING, LEADING EDGE OR 0-10V DRIVER | 080083787975 | 3.466 | 6 | 108 | | • | | | • | ★ |
| LD6B20DLE | 6" 2000 LUMEN LED HOUSING, LUTRON ECOSYSTEM DRIVER | 080083787968 | 4.25 | 1 | 45 | | | | | • | ★ |
| LD6B30D010 | 6" 3000 LUMEN LED HOUSING, 120-277V, 0-10V 1 PERCENT DRIVER | 080083787951 | 3.43 | 6 | 144 | • | • | | • | • | ★ |
| LD6B30DE010 | 6" 3000 LUMEN LED HOUSING, 120-277V, 0-10V 0-100 PERCENT DRIVER | 080083787838 | 5.667 | 1 | 45 | | | | | • | ★ |
| LD6B30DLE | 6" 3000 LUMEN LED HOUSING, LUTRON ECOSYSTEM DRIVER | 080083787944 | 4.25 | 1 | 45 | | | | | • | ★ |
| LD6B60D010TE | 6" 6000 LUMEN LED HOUSING, TRAILING EDGE OR 0-10V DRIVER | 080083787821 | 5.667 | 1 | 45 | | | | | • | ★ |
| LD6BCP10D010 | 6" 1000 LUMEN, CHICAGO PLENUM, LED HOUSING, 120-277V, 0-10V 1 PCT DRIVER | 080083787937 | 4.25 | 1 | 45 | • | | | | | ★ |
| LD6B20DL3 | 6" 2000 LUMEN LED HOUSING,LUTRON 3 WIRE DRIVER | 080083787845 | 5.667 | 1 | 45 | | | | | • | ★ |
| LD6BCP15D010 | 6" 1500 LUMEN, CHICAGO PLENUM, LED HOUSING, 120-277V, 0-10V 1 PCT DRIVER | 080083787920 | 3.148 | 1 | 45 | • | | | | | ★ |
| LD6BCP20D010 | 6" 2000 LUMEN, CHICAGO PLENUM, LED HOUSING, 120-277V, 0-10V 1 PCT DRIVER | 080083787913 | 3.148 | 1 | 45 | • | | | | | ★ |
| 6" Power Modules | | | | | | | | | | | |
| EU6B10208035 | 6-INCH LED MODULE 1000, 1500 OR 2000 LUMEN, 80CRI, 3500 CCT | 080083788262 | 1.28 | 6 | 480 | • | • | | • | • | |
| EU6B10208027 | 6-INCH LED MODULE 1000, 1500 OR 2000 LUMEN, 80CRI, 2700 CCT | 080083788286 | 1.28 | 6 | 480 | | | | | • | |
| EU6B10208040 | 6-INCH LED MODULE 1000, 1500 OR 2000 LUMEN, 80CRI, 4000 CCT | 080083788255 | 1.28 | 6 | 480 | • | | | • | • | |
| EU6B10209035 | 6-INCH LED MODULE 1000, 1500 OR 2000 LUMEN, 90CRI, 3500 CCT | 080083788248 | 1.28 | 6 | 480 | | | | | • | |
| EU6B30508030 | 6-INCH LED MODULE 3000, 4000 OR 5000 LUMEN, 80CRI, 3000 CCT | 080083788231 | 1.28 | 6 | 480 | | | | | • | |
| EU6B30508040 | 6-INCH LED MODULE 3000, 4000 OR 5000 LUMEN, 80CRI, 4000 CCT | 080083788224 | 1.28 | 1 | 560 | | | | | • | |
| EU6B30508035 | 6-INCH LED MODULE 3000, 4000 OR 5000 LUMEN, 80CRI, 3500 CCT | 080083810765 | 1.28 | 6 | 480 | | | | | • | |
| 6" Square Downlight | | | | | | | | | | | |
|  LDSQ6B10D010 | 6" SQUARE 1000 LUMEN LED HOUSING, 120-277V, 0-10V 1 PCT DRIVER | 080083787760 | 4.267 | 6 | 108 | | | | | • | ★ |
| LDSQ6B15D010 | 6" SQUARE 1500 LUMEN LED HOUSING, 120-277V, 0-10V 1 PCT DRIVER | 080083787753 | 5.55 | 6 | 72 | • | | | | • | ★ |
| LDSQ6B15D010TR | 6" SQUARE 1500 LUMEN LED HOUSING, 120-277V, 0-10V 1% DRIVER | 080083810871 | 5.55 | 6 | 72 | | | | | • | ★ |


★ Indicates ARRA Eligible Product (E) Indicates EISA Compliant Pulse Start Products  Indicates MarketPro Product

Please reference the Cooper Lighting Stock Guide Terms and Conditions page. Pictures are a representation of product categories and may not illustrate the exact skus listed. Product information is subject to change without notice. Consult factory representative for additional information and inventory details. Visit www.cooperlighting.com for more product information.

| CATALOG NUMBER | DESCRIPTION | UPC CODE | WEIGHT | CASE | | PALLET | | | | |
|---------------------------------|---|--------------|--------|------|-----|--------|----|----|----|----|
| | | | | QTY | QTY | IL | CA | NJ | TX | GA |
| 6" Square Trims | | | | | | | | | | |
| 6LBSQ0LI | SQUARE 6" LED DOWNLIGHT REFLECTOR, POLYMER TRIM RING, SPECULAR CLEAR FINISH | 080083770267 | 0.763 | 6 | 144 | | | | | • |
| 6LBSQ1LI | SQUARE 6" LED DOWNLIGHT REFLECTOR, SELF FLANGED, SPECULAR CLEAR FINISH | 080083770281 | 0.763 | 6 | 144 | | | | | • |
| 6LBSQ0H | SQUARE 6" LED DOWNLIGHT REFLECTOR, POLYMER TRIM RING, HAZE FINISH | 080083810895 | 0.763 | 6 | 108 | | | | | • |
| 6LBSQ0MW | SQUARE 6" LED DOWNLIGHT REFLECTOR, POLYMER TRIM RING, MATTE WHITE FINISH | 080083811021 | 0.763 | 6 | 108 | | | | | • |
| 6LBSQ1H | SQUARE 6" LED DOWNLIGHT REFLECTOR, SELF FLANGED, HAZE FINISH | 080083810888 | 0.85 | 6 | 108 | • | | | | • |
| 6LBSQ1MW | SQUARE 6" LED DOWNLIGHT REFLECTOR, SELF FLANGED, MATTE WHITE FINISH | 080083811069 | 0.763 | 6 | 108 | | | | | • |
| 6LBSQ2H | SQUARE 6" LED DOWNLIGHT REFLECTOR, SELF FLANGED PAINTED WHITE, HAZE FINISH | 080083811007 | 0.763 | 6 | 108 | | | | | • |
| 6LBSQ2LI | SQUARE 6" LED DOWNLIGHT REFLECTOR, SELF FLANGED PAINTED WHITE, SPECULAR CLEAR FINISH | 080083810925 | 0.763 | 6 | 144 | | | | | • |
| 6LBSQLWW0H | 6" SQUARE LED LENSED WALL WASH REFLECTOR, POLYMER TRIM RING, HAZE FINISH | 080083810918 | 0.763 | 6 | 180 | | | | | • |
| 6LBSQLWW0LI | 6" SQUARE LED LENSED WALL WASH REFLECTOR, POLYMER TRIM RING, SPECULAR CLEAR FINISH | 080083811014 | 0.763 | 6 | 180 | | | | | • |
| 6LBSQLWW1H | 6" SQUARE LED LENSED WALL WASH REFLECTOR, SELF FLANGED, HAZE FINISH | 080083811083 | 0.763 | 6 | 144 | | | | | • |
| 6LBSQLWW1LI | 6" SQUARE LED LENSED WALL WASH REFLECTOR, SELF FLANGED, SPECULAR CLEAR FINISH | 080083810956 | 0.763 | 6 | 108 | | | | | • |
| 6LBSQLWW2H | 6" SQUARE LED LENSED WALL WASH REFLECTOR, SELF FLANGED PAINTED WHITE, HAZE FINISH | 080083811038 | 0.763 | 6 | 144 | | | | | • |
| 6LBSQLWW2LI | 6" SQUARE LED LENSED WALL WASH REFLECTOR, SELF FLANGED PAINTED WHITE, SPECULAR CLEAR FINISH | 080083811106 | 0.763 | 6 | 108 | | | | | • |
| PRSQ6 | 6-INCH SQUARE RIMLESS PLASTER RING | 080083781294 | | 1 | 180 | 2160 | | | | • |
| 4? Square Trim Wall Wash | | | | | | | | | | |
| 4LBSQLWW0H | 4" SQUARE LED LENSED WALL WASH REFLECTOR, POLYMER TRIM RING, HAZE FINISH | 080083770021 | 0.763 | 6 | 144 | | | | | • |
| 4LBSQLWW0LI | 4" SQUARE LED LENSED WALL WASH REFLECTOR, POLYMER TRIM RING, SPECULAR CLEAR FINISH | 080083811090 | 0.763 | 6 | 144 | | | | | • |
| 4LBSQLWW1LI | 4" SQUARE LED LENSED WALL WASH REFLECTOR, SELF FLANGED, SPECULAR CLEAR FINISH | 080083810994 | 0.763 | 6 | 240 | | | | | • |
| 4LBSQLWW1MW | 4" SQUARE LED LENSED WALL WASH REFLECTOR, SELF FLANGED, MATTE WHITE | 080083811045 | 0.763 | 6 | 180 | | | | | • |
| 4LBSQLWW1WMH | 4" SQUARE LED LENSED WALL WASH REFLECTOR, SELF FLANGED, WARM HAZE FINISH | 080083810987 | 0.763 | 6 | 180 | | | | | • |


★ Indicates ARRA Eligible Product Ⓢ Indicates EISA Compliant Pulse Start Products  Indicates MarketPro Product

Please reference the Cooper Lighting Stock Guide Terms and Conditions page. Pictures are a representation of product categories and may not illustrate the exact skus listed. Product information is subject to change without notice. Consult factory representative for additional information and inventory details. Visit www.cooperlighting.com for more product information.


| CATALOG NUMBER | DESCRIPTION | UPC CODE | WEIGHT | CASE QTY | PALLET QTY | REGIONAL AVAILABILITY | | | | | |
|--|--|---|--------------|----------|------------|-----------------------|----|----|----|-----|--|
| | | | | | | IL | CA | NJ | TX | GA | |
| 6" Trims | | | | | | | | | | | |
| 6LBM0H | 6" LED MEDIUM BEAM REFLECTOR, POLYMER TRIM RING, HAZE FINISH | 080083769117 | 0.763 | 6 | 144 | • | • | | | • | |
| 6LBM0LI | 6" LED MEDIUM BEAM REFLECTOR, POLYMER TRIM RING, SPECULAR CLEAR FINISH | 080083769292 | 0.763 | 6 | 144 | • | • | | | • | |
| 6LBM1H | 6" LED MEDIUM BEAM REFLECTOR, SELF FLANGED, HAZE FINISH | 080083769353 | 0.763 | 6 | 144 | • | • | | | • | |
| 6LBM1LI | 6" LED MEDIUM BEAM REFLECTOR, SELF FLANGED, SPECULAR CLEAR FINISH | 080083769278 | 0.763 | 6 | 144 | • | • | | | • | |
| 6LBM2H | 6" LED MEDIUM BEAM REFLECTOR, HAZE FINISH, SELF FLANGED PAINTED WHITE | 080083769377 | 0.763 | 6 | 144 | • | | | | • | |
| 6LBM2LI | 6" LED MEDIUM BEAM REFLECTOR, SPECULAR CLEAR FINISH, SELF FLANGED PAINTED WHITE | 080083769315 | 0.763 | 6 | 144 | • | • | | | • | |
| 6LBN0LI | 6" LED NARROW BEAM REFLECTOR, POLYMER TRIM RING, SPECULAR CLEAR FINISH | 080083769339 | 0.763 | 6 | 180 | | | | | • | |
| 6LBSW2LI | 6" LED SINGLE WALL WASH REFLECTOR, SELF FLANGED PAINTED WHITE, SPECULAR CLEAR FINISH | 080083769575 | 0.763 | 6 | 144 | | | | | • | |
| 6LBW0H | 6" LED WIDE BEAM REFLECTOR, POLYMER TRIM RING, HAZE FINISH | 080083769513 | 0.763 | 6 | 180 | • | • | | | • | |
| 6LBW0LI | 6" LED WIDE BEAM REFLECTOR, POLYMER TRIM RING, SPECULAR CLEAR FINISH | 080083769438 | 0.763 | 6 | 180 | • | • | | | • | |
| 6LBW1H | 6" LED WIDE BEAM REFLECTOR, SELF FLANGED, HAZE FINISH | 080083769216 | 0.763 | 6 | 180 | • | • | | | • | |
| 6LBW1LI | 6" LED WIDE BEAM REFLECTOR, SELF FLANGED, SPECULAR CLEAR FINISH | 080083769414 | 0.763 | 6 | 180 | • | • | | | • | |
| 6LBW2H | 6" LED WIDE BEAM REFLECTOR, HAZE FINISH, SELF FLANGED PAINTED WHITE | 080083769537 | 0.763 | 6 | 180 | • | | | | • | |
| 6LBW2LI | 6" LED WIDE BEAM REFLECTOR, SELF FLANGED PAINTED WHITE, SPECULAR CLEAR FINISH | 080083769452 | 0.763 | 6 | 180 | • | | | | • | |
| 6LBM1LIE | 6" LED MEDIUM BEAM REFLECTOR, SELF FLANGED, SPECULAR CLEAR FINISH, FOR IEM | 080083769599 | 0.763 | 6 | 180 | | | | | • | |
| 6LBSW1H | 6" LED SINGLE WALL WASH REFLECTOR, SELF FLANGED, HAZE FINISH | 080083768974 | 0.763 | 6 | 144 | | | | | • | |
| 6LBSW1LI | 6" LED SINGLE WALL WASH REFLECTOR, SELF FLANGED, SPECULAR CLEAR FINISH | 080083769551 | 0.763 | 6 | 180 | | • | | | • | |
| 6LBSW2H | 6" LED SINGLE WALL WASH REFLECTOR, SELF FLANGED PAINTED WHITE, HAZE FINISH | 080083768998 | 0.763 | 6 | 144 | | | | | • | |
| PRR6 | 6-INCH ROUND RIMLESS PLASTER RING | 080083781270 | 1 | 180 | 2160 | | | | | • | |
| 8" Downlight | | | | | | | | | | | |
|  | LD8ART301D010TE | 8" RETROFIT LED HOUSING, 3000 LUMENS, TRAILING EDGE OR 0-10V DRIVER | 080083788477 | 4.3 | 2 | 48 | | | | • | |
| | LD8ART602D010TE | 8" RETROFIT LED HOUSING, 6000 LUMENS, TRAILING EDGE OR 0-10V DRIVER | 080083788460 | 4.3 | 2 | 48 | • | | | | |
| 8" Trims | | | | | | | | | | | |
| 8LM0LI | 8" LED MEDIUM BEAM REFLECTOR, POLYMER TRIM RING, SPECULAR CLEAR FINISH | 080083694808 | 1.253 | 1 | 80 | • | • | • | • | • | |
| 8LM1LI | 8" LED MEDIUM BEAM REFLECTOR, SELF FLANGED, SPECULAR CLEAR FINISH | 080083694815 | 1.5 | 1 | 80 | • | | | | • | |
| 8LW0LI | 8" LED WIDE BEAM REFLECTOR, POLYMER TRIM RING, SPECULAR CLEAR FINISH | 080083694839 | 1.2 | 1 | 80 | • | | | • | • | |
| 8LW1LI | 8" LED WIDE BEAM REFLECTOR, SELF FLANGED, SPECULAR CLEAR FINISH | 080083694846 | 1.2 | 1 | 80 | | | | | • | |
| 8" Power Modules | | | | | | | | | | | |
| ER8A50830 | LED MODULE 8" 5000 LUMEN 80CRI 3000K | 080083696307 | 3 | 6 | 144 | | | | | • ★ | |
| ER8A50835 | LED MODULE 8" 5000 LUMEN 80CRI 3500K | 080083696314 | 2.722 | 6 | 144 | | | • | | • ★ | |
| ER8A50840 | LED MODULE 8" 5000 LUMEN 80CRI 4000K | 080083696321 | 1.741 | 6 | 144 | | | | | • ★ | |
| ER8A50935 | LED MODULE 8" 5000 LUMEN 90CRI 3500K | 080083696345 | 3 | 6 | 144 | | | | | • ★ | |

★ Indicates ARRA Eligible Product ⓔ Indicates EISA Compliant Pulse Start Products  Indicates MarketPro Product

Please reference the Cooper Lighting Stock Guide Terms and Conditions page. Pictures are a representation of product categories and may not illustrate the exact skus listed. Product information is subject to change without notice. Consult factory representative for additional information and inventory details. Visit www.cooperlighting.com for more product information.


| CATALOG NUMBER | DESCRIPTION | UPC CODE | WEIGHT | CASE QTY | PALLET QTY | IL | CA | NJ | TX | GA | |
|---|---|--------------|--------|----------|------------|----|----|----|----|----|---|
| Adjustable Trims and Accessories | | | | | | | | | | | |
|  4LA1LI | 4" ADJUSTABLE CUT REFLECTOR SPECULAR CLEAR FINISH | 080083753727 | 0.8 | 4 | 504 | | | | | • | ★ |
| 4LFC1LI | 4" DOWNLIGHT REFLECTOR SPECULAR CLEAR FINISH | 080083765300 | 0.9 | 4 | 504 | | | | | • | ★ |
| 4LLWW1LI | 4" LENSED WALL WASH REFLECTOR SPECULAR CLEAR FINISH | 080083753710 | 0.9 | 4 | 504 | | | | | • | ★ |
| 6LA1LI | 6" ADJUSTABLE CUT REFLECTOR SPECULAR CLEAR FINISH | 080083753703 | 0.9 | 1 | 360 | | | | | • | ★ |
| 6LFC1LI | 6" DOWNLIGHT REFLECTOR SPECULAR CLEAR FINISH | 080083753680 | 0.9 | 1 | 360 | | | | | • | ★ |
| 6LLWW1LI | 6" LENSED WALL WASH REFLECTOR SPECULAR CLEAR FINISH | 080083753697 | 0.9 | 1 | 360 | | | | | • | ★ |
| LAR15SP | BEAM FORMING SPOT REFLECTOR 15" FOR 4" ADJUSTABLE | 080083736362 | 0.2 | 12 | 768 | | | | | • | ★ |
| LAR25NF | BEAM FORMING NARROW FLOOD REFLECTOR 25" FOR 4" ADJUSTABLE | 080083736386 | 0.2 | 12 | 768 | | | | | • | ★ |
| LAR35FL | BEAM FORMING FLOOD REFLECTOR 35" FOR ADJUSTABLE | 080083736409 | 0.2 | 12 | 960 | • | | | | | ★ |
| LARH20SP | BEAM FORMING SPOT REFLECTOR 20" FOR 4" ADJUSTABLE | 080083745388 | 0.2 | 12 | 768 | | | | | • | |
| LARH30NF | BEAM FORMING NARROW FLOOD REFLECTOR 30" FOR 6" ADJUSTABLE | 080083745401 | 0.2 | 12 | 768 | | | | | • | |
| LARH40FL | BEAM FORMING FLOOD REFLECTOR 40" FOR 6" ADJUSTABLE | 080083745364 | 0.2 | 12 | 768 | | | | | • | |
| LARL15SP | BEAM FORMING SPOT REFLECTOR 15" FOR 6" ADJUSTABLE | 080083736423 | 0.2 | 12 | 576 | | | | | | ★ |
| LARL20NF | BEAM FORMING NARROW FLOOD REFLECTOR 20" FOR 6" ADJUSTABLE | 080083736447 | 0.2 | 12 | 768 | | | | | • | ★ |

Surface Mount

| | | | | | | | | | | | |
|---|--|--------------|------|---|-----|--|---|--|--|---|--|
| Cylinders | | | | | | | | | | | |
|  AC120MB | AIRCRAFT CABLE FOR CYLINDERS 120" BLACK CANOPY | 080083753758 | 1.53 | 1 | 216 | | | | | • | |
| AC48P | AIRCRAFT CABLE FOR CYLINDERS 48" WHITE CANOPY | 080083753802 | 1.53 | 1 | 216 | | | | | • | |
| P836MB | PENDANT KIT FOR CYLINDERS 36" BLACK | 080083753635 | 2.8 | 1 | 42 | | • | | | • | |
| LSR6B20D010P | 6" ROUND WHITE 2000 LUMEN CYLINDER, 120-277V, 0-10V 1 PCT DRIVER | 080083787548 | 4.4 | 1 | 32 | | | | | • | |
| LSR6B20D010MB | 6" ROUND MATTE BLACK 2000 LUMEN CYLINDER, 120-277V, 0-10V 1 PCT DRIVER | 080083787555 | 4.4 | 1 | 32 | | | | | • | |
| LSR6B15D010MB | 6" ROUND MATTE BLACK 1500 LUMEN CYLINDER, 120-277V, 0-10V 1 PCT DRIVER | 080083787579 | 4.4 | 1 | 32 | | | | | • | |
| LSR6B15D010P | 6" ROUND WHITE 1500 LUMEN CYLINDER, 120-277V, 0-10V 1 PCT DRIVER | 080083787562 | 4.4 | 1 | 32 | | | | | • | |

CFL


Recessed

| | | | | | | | | | | | |
|---|--|--------------|-------|---|----|---|---|---|---|---|---|
| 4" Vertical Downlight | | | | | | | | | | | |
|  C4026E | VERTICAL 4" 26W CFL HOUSING, 120-277V ELECTRONIC BALLAST | 080083558643 | 3.408 | 1 | 80 | • | • | • | • | • | ★ |

4" Trims



| | | | | | | | | | | | |
|--------|--|--------------|-------|---|-----|--|---|---|--|--|---|
| 4050LI | VERTICAL 4" CFL WIDE BEAM REFLECTOR, POLYMER TRIM, SPECULAR CLEAR FINISH | 662400313366 | 0.527 | 1 | 216 | | • | • | | | ★ |
|--------|--|--------------|-------|---|-----|--|---|---|--|--|---|

6" Lens Wall Wash

| | | | | | | | | | | | |
|--|---|--------------|---|---|----|---|--|---|--|---|---|
|  CLWW6132E | 6" LENSED WALL WASH 26/32W, 120-277V ELECTRONIC BALLAST | 080083722662 | 6 | 1 | 54 | • | | • | | • | ★ |
|--|---|--------------|---|---|----|---|--|---|--|---|---|




★ Indicates ARRA Eligible Product Ⓢ Indicates EISA Compliant Pulse Start Products  Indicates MarketPro Product

Please reference the Cooper Lighting Stock Guide Terms and Conditions page. Pictures are a representation of product categories and may not illustrate the exact skus listed. Product information is subject to change without notice. Consult factory representative for additional information and inventory details. Visit www.cooperlighting.com for more product information.

| CATALOG NUMBER | DESCRIPTION | UPC CODE | WEIGHT | CASE QTY | PALLET QTY | REGIONAL AVAILABILITY | | | | | | |
|--|--|--------------|--------|----------|------------|-----------------------|----|----|----|----|---|---|
| | | | | | | IL | CA | NJ | TX | GA | | |
| 6" Vertical Downlight | | | | | | | | | | | | |
|  CD6018E | VERTICAL 6" 18W CFL HOUSING, 120-277V ELECTRONIC BALLAST | 080083660896 | 2.324 | 1 | 80 | | | | | • | ★ | |
| CD6042D26/32 | VERTICAL 6" 26/32W CFL HOUSING, LUTRON DIMMING | 080083660902 | 2.986 | 1 | 80 | | | | | • | • | ★ |
| CD6042E | VERTICAL 6" 26/32/42W CFL HOUSING, 120-277V ELECTRONIC BALLAST | 080083660919 | 4.69 | 1 | 45 | • | • | • | • | • | ★ | |
| CD6042ECP | VERTICAL 6" 26/32/42W CHICAGO PLENUM CFL HOUSING, 120-277V ELECTRONIC BALLAST | 080083660926 | 5.3 | 1 | 80 | • | | | | | ★ | |
| CD6042EEM | VERTICAL 6" 26/32/42W CFL HOUSING WITH EMERGENCY MODULE, 120-277V ELECTRONIC BALLAST, | 080083660933 | 4.55 | 1 | 80 | | • | • | • | • | ★ | |
| CD6042EIEM | VERTICAL 6" 26/32/42W CFL HOUSING WITH INTEGRAL EMERGENCY MODULE, 120-277V ELECTRONIC BALLAST, | 080083660940 | 2.511 | 1 | 80 | | | | | • | • | ★ |
| CD6042D42MARKVII | VERTICAL 6" 42W MARKVII BALLAST | 080083695188 | 2 | 1 | 60 | | • | | | | ★ | |
| CD6042EDR32 | VERTICAL 6" 32W DERATED HOUSING | 080083695195 | 4.6 | 1 | 80 | | • | | • | | ★ | |
| CD60422DMARKX | VERTICAL 6" 26/32/42W MARKX BALLAST 277V | 080083695218 | 4.3 | 1 | 80 | | | | | | • | ★ |
| 6" Horizontal Downlight | | | | | | | | | | | | |
|  CD6126E | HORIZONTAL 6" 26W CFL HOUSING, 120-277V ELECTRONIC BALLAST | 080083660957 | 4.7 | 1 | 80 | • | | • | | • | ★ | |
| CD6142E | HORIZONTAL 6" 26/32/42W CFL HOUSING, 120-277V ELECTRONIC BALLAST | 080083660971 | 4.056 | 1 | 45 | • | • | • | • | • | ★ | |
| CD6142ECP | HORIZONTAL 6" 26/32/42W CHICAGO PLENUM CFL HOUSING, 120-277V ELECTRONIC BALLAST | 080083660988 | 5.2 | 1 | 63 | • | | | | | ★ | |
| CD61423E | HORIZONTAL 6" 26/32/42W CFL HOUSING, 347V ELECTRONIC BALLAST | 080083661039 | 4.6 | 1 | 54 | | | | | • | ★ | |
| CD6213E | HORIZONTAL 6" 2-13W CFL HOUSING, 120-277V ELECTRONIC BALLAST | 080083660995 | 4.5 | 1 | 63 | | | | | • | ★ | |
| CD6226E | HORIZONTAL 6" 2-26W CFL HOUSING, 120-277V ELECTRONIC BALLAST | 080083661015 | 3.181 | 1 | 45 | | • | | | • | ★ | |
| CD6126D | HORIZONTAL 6" 26W LUTRON BALLAST | 080083722761 | 9.17 | 1 | 80 | | | | | | ★ | |
| CD6142EDR32 | HORIZONTAL 6" 32W DERATED HOUSING | 080083722679 | 4.75 | 1 | 63 | | | | | • | | |
| CD6142EEM | HORIZONTAL 6" 23/32/42W HOUSING WITH EMERGENCY BACKUP | 080083722693 | 11.1 | 1 | 30 | | | • | | • | | |
| CD6142EIEM | HORIZONTAL 6" 23/32/42W HOUSING WITH INTEGRAL EMERGENCY BACKUP | 080083722686 | 11.1 | 1 | 30 | | | | | • | | |
| 6" SQ Trims | | | | | | | | | | | | |
| 6CSQ1LI | REFLECTOR 6" COMPACT FLUORESCENT SQUARE SELF FLANGED SPECULAR CLEAR FINISH | 080083610051 | 1.43 | 1 | 96 | | | | | • | ★ | |
| 6CSQ1LIWF | REFLECTOR 6" COMPACT FLUORESCENT SQUARE SELF FLANGED PAINTED WHITE SPECULAR CLEAR FINISH | 080083765362 | 0.85 | 1 | 96 | | | | | • | ★ | |

★ Indicates ARRA Eligible Product Ⓜ Indicates EISA Compliant Pulse Start Products  Indicates MarketPro Product

Please reference the Cooper Lighting Stock Guide Terms and Conditions page. Pictures are a representation of product categories and may not illustrate the exact skus listed. Product information is subject to change without notice. Consult factory representative for additional information and inventory details. Visit www.cooperlighting.com for more product information.

| CATALOG NUMBER | DESCRIPTION | UPC CODE | WEIGHT | CASE QTY | PALLET QTY | REGIONAL AVAILABILITY | | | | |
|---|---|--------------|--------|----------|------------|-----------------------|----|----|----|----|
| | | | | | | IL | CA | NJ | TX | GA |
| 6" Trims | | | | | | | | | | |
| 6CV142M0LI | VERTICAL 6" CFL MEDIUM BEAM REFLECTOR, POLYMER TRIM RING, SPECULAR CLEAR FINISH | 080083660773 | 0.639 | 1 | 100 | ● | ● | ● | ● | ★ |
| 6CV142M1H | VERTICAL 6" CFL MEDIUM BEAM REFLECTOR, SELF FLANGED, HAZE FINISH | 080083660780 | 0.833 | 1 | 100 | ● | ● | | | ★ |
| 6CV142M1LI | VERTICAL 6" CFL MEDIUM BEAM REFLECTOR, SELF FLANGED, SPECULAR CLEAR FINISH | 080083660797 | 0.761 | 1 | 100 | | ● | ● | ● | ★ |
| 6CV142M1LIWF | VERTICAL 6" CFL MEDIUM BEAM REFLECTOR, SELF FLANGED PAINTED WHITE, SPECULAR CLEAR FINISH | 080083660803 | 0.939 | 1 | 100 | | | ● | ● | ★ |
| 6CWWV1420LI | VERTICAL 6" CFL WALL WASH REFLECTOR, POLYMER TRIM RING, SPECULAR CLEAR FINISH | 080083660810 | 0.868 | 1 | 100 | | ● | | | |
| 6CWWV1421LI | VERTICAL 6" CFL WALL WASH REFLECTOR, SELF FLANGED, SPECULAR CLEAR FINISH | 080083660827 | 0.511 | 1 | 100 | | ● | | | ★ |
| 6CV142W1H | VERTICAL 6" CFL WIDE BEAM REFLECTOR, SELF FLANGED, HAZE FINISH | 080083660834 | 0.653 | 1 | 100 | | ● | | | ★ |
| 6CLV142M1LI1 | VERTICAL 6" CFL ACRYLIC PRISMATIC MEDIUM BEAM LENS REFLECTOR, SELF FLANGED, SPECULAR CLEAR FINISH | 080083660841 | 0.8 | 1 | 100 | | | | | ★ |
| 6CLH1421LI1 | HORIZONTAL 6" CFL PRISMATIC LENSED REFLECTOR, SELF FLANGED TRIM, SPECULAR CLEAR FINISH | 080083660865 | 1.219 | 1 | 100 | ● | | ● | | ★ |
| 6CV142W0LI | VERTICAL 6" CFL WIDE BEAM REFLECTOR, POLYMER TRIM RING, SPECULAR CLEAR FINISH | 080083660872 | 0.531 | 1 | 100 | ● | ● | | ● | ★ |
| 6CV142W1LI | VERTICAL 6" CFL WIDE BEAM REFLECTOR, SELF FLANGED, SPECULAR CLEAR FINISH | 080083660889 | 1.031 | 1 | 100 | ● | ● | | ● | ★ |
| 6CH1420LI | HORIZONTAL 6" CFL REFLECTOR, POLYMER TRIM RING, SPECULAR CLEAR FINISH, 1 LAMP | 080083661046 | 1.188 | 1 | 100 | | ● | ● | | ★ |
| 6CH1421H | HORIZONTAL 6" CFL REFLECTOR, SELF FLANGED, HAZE FINISH | 080083661053 | 0.815 | 1 | 100 | ● | ● | | ● | ★ |
| 6CH1421LI | HORIZONTAL 6" CFL REFLECTOR, SELF FLANGED, SPECULAR CLEAR FINISH | 080083661060 | 0.679 | 1 | 100 | ● | ● | ● | ● | ★ |
| 6CH2260LI | HORIZONTAL 6" CFL REFLECTOR, POLYMER TRIM RING, SPECULAR CLEAR FINISH, 2 LAMP | 080083661077 | 0.748 | 1 | 100 | ● | | ● | | ★ |
| 6CH2261LI | HORIZONTAL 6" CFL REFLECTOR, SELF FLANGED, SPECULAR CLEAR FINISH, 2 LAMP | 080083661091 | 1.1 | 1 | 100 | ● | ● | ● | | ★ |
| 6CH1421HWF | HORIZONTAL 6" CFL REFLECTOR, SELF FLANGED PAINTED WHITE, HAZE FINISH | 080083661107 | 1.1 | 1 | 100 | | | ● | | ★ |
| 6CH1421LIWF | HORIZONTAL 6" CFL REFLECTOR, SELF FLANGED PAINTED WHITE, SPECULAR CLEAR FINISH | 080083661114 | 1.1 | 1 | 100 | ● | ● | | ● | ★ |
| 6CV142W1LIWF | VERTICAL 6" CFL WIDE BEAM REFLECTOR, SELF FLANGED PAINTED WHITE, SPECULAR CLEAR FINISH | 080083722730 | 1.2 | 1 | 100 | | ● | | ● | ★ |
| 6CV142M1HWF | VERTICAL 6" CFL MEDIUM BEAM REFLECTOR, SELF FLANGED PAINTED WHITE, HAZE FINISH | 080083722747 | 1.2 | 1 | 100 | | | | ● | ★ |
| 7" Vertical Downlight | | | | | | | | | | |
|  C7042E | VERTICAL 7" 26/32/42W CFL HOUSING, 120-277V ELECTRONIC BALLAST | 662400616023 | 4.402 | 1 | 36 | | ● | | ● | ★ |
| 7" Horizontal Downlight | | | | | | | | | | |
|  C7226E | HORIZONTAL 7" 2-26W CFL HOUSING, 120-277V ELECTRONIC BALLAST | 662400005209 | 3.129 | 1 | 54 | | | ● | | ★ |
| 7" Horizontal Downlight - C7142, C7242 | | | | | | | | | | |
|  C7142E | HORIZONTAL 7" 26/32/42W CFL HOUSING, 120-277V ELECTRONIC BALLAST | 662400616054 | 3.366 | 1 | 36 | | ● | | ● | ★ |
| 7" Trims | | | | | | | | | | |
| 7150LI | HORIZONTAL 7" CFL DOWNLIGHT REFLECTOR, POLYMER TRIM, SPECULAR CLEAR FINISH | 662400313946 | 1.154 | 1 | 100 | | | | ● | ★ |
| 7151LI | HORIZONTAL 7" CFL DOWNLIGHT REFLECTOR, SELF FLANGED, SPECULAR CLEAR FINISH | 662400313977 | 0.846 | 1 | 100 | ● | | | | ★ |
| 8" Trims | | | | | | | | | | |
| 8351LI | HORIZONTAL 8" CFL DOWNLIGHT REFLECTOR, SELF FLANGED, SPECULAR CLEAR FINISH | 623961545566 | 1.268 | 1 | 80 | | | | ● | ★ |

★ Indicates ARRA Eligible Product ⓔ Indicates EISA Compliant Pulse Start Products  Indicates MarketPro Product

Please reference the Cooper Lighting Stock Guide Terms and Conditions page. Pictures are a representation of product categories and may not illustrate the exact skus listed. Product information is subject to change without notice. Consult factory representative for additional information and inventory details. Visit www.cooperlighting.com for more product information.

| CATALOG NUMBER | DESCRIPTION | UPC CODE | WEIGHT | CASE PALLET | | | | |
|----------------|-------------|----------|--------|-------------|-----|----|----|----|
| | | | | QTY | QTY | IL | CA | NJ |

CFL Accessories

Accessories

| | | | | | | | | | | | | |
|-------|------------------------------|--------------|-------|---|-----|--|--|--|--|--|---|---|
| C836P | PENDANT KIT, CFL, 36", WHITE | 662400602187 | 3.618 | 4 | 300 | | | | | | • | ★ |
|-------|------------------------------|--------------|-------|---|-----|--|--|--|--|--|---|---|

Incandescent

Recessed



3" Adjustable

| | | | | | | | | | | | | |
|-----------|---|--------------|-------|---|----|--|---|---|--|--|---|---|
| HA3MR | ADJUSTABLE 3.5" LOW VOLTAGE MR16 HOUSING | 662400648857 | 9.9 | 2 | 72 | | • | • | | | • | ★ |
| HA3MRDR37 | ADJUSTABLE 3.5" LOW VOLTAGE MR16 HOUSING, 37W DERATED LABEL | 622696245604 | 9.475 | 2 | 72 | | • | | | | | ★ |
| HA3MRDR50 | ADJUSTABLE 3.5" LOW VOLTAGE MR16 HOUSING, 50W DERATED LABEL | 622696245598 | 9.225 | 2 | 72 | | • | | | | | ★ |



6" Downlight

| | | | | | | | | | | | | |
|-----|----------------------------------|--------------|------|---|----|--|---|---|---|---|---|---|
| HD6 | VERTICAL 6" INCANDESCENT HOUSING | 662400619024 | 4.05 | 1 | 72 | | • | • | • | • | • | ★ |
|-----|----------------------------------|--------------|------|---|----|--|---|---|---|---|---|---|

Incandescent Accessories

Accessories

| | | | | | | | | | | | | |
|-------|---------------------------------------|--------------|-------|---|----|--|--|--|--|--|---|---|
| H836P | PENDANT KIT, 36", INCANDESCENT, WHITE | 662400133681 | 1.879 | 1 | 50 | | | | | | • | ★ |
|-------|---------------------------------------|--------------|-------|---|----|--|--|--|--|--|---|---|

CFL, HID, and Incandescent Accessories

CFL, HID, and Incandescent Accessories

Accessories

| | | | | | | | | | | | | |
|--------|-----------------------------------|--------------|-------|----|-----|---|---|---|---|---|---|---|
| HB26 | BAR HANGER, C-CHANNEL 26" LONG | 662400136187 | 1.3 | 20 | 640 | • | • | • | • | • | | |
| RMB22 | 22" LONG WOOD JOIST MOUNTING BARS | 662401000821 | 1.141 | 4 | 756 | | • | | | | • | ★ |
| TRMC6P | 6-3/8" WHITE METAL TRIM RING | 080083692866 | 0.1 | 1 | 175 | | • | | | • | • | |



CATALOG
NUMBER

DESCRIPTION

UPC CODE WEIGHT CASE QTY PALLET QTY IL CA NJ TX GA










Iris

Iris Platform

| CATALOG NUMBER | DESCRIPTION | UPC CODE | WEIGHT | CASE QTY | PALLET QTY | IL | CA | NJ | TX | GA |
|--|--------------|---|--------------|----------|------------|-----|----|----|----|----|
| 3" IC Rated LED | | | | | | | | | | |
|  | P3LED09827E | 3" IC LED HOUSING, 900LM, 80CRI, 2700K | 080083729647 | 13.85 | 1 | 20 | | | | • |
| | P3LED09830E | 3" IC LED HOUSING, 900LM, 80CRI, 3000K | 080083694662 | 14.2 | 1 | 20 | | | | • |
| | P3LED09927E | 3" IC LED HOUSING, 900LM, 90CRI, 2700K | 080083729654 | 14.1 | 1 | 20 | • | | | • |
| | P3LED09930E | 3" IC LED HOUSING, 900LM, 90CRI, 2300K | 080083729760 | 14 | 1 | 12 | • | | | • |
| 3" Non-IC LED | | | | | | | | | | |
|  | PN3LED12830E | 3" NON-IC LED HOUSING, 1200LM, 80CRI, 3000K | 080083729777 | 15.4 | 1 | 16 | | | | |
| 3" IC Rated Low Voltage | | | | | | | | | | |
|  | P3MR | 3" IC RATED LOW VOLTAGE HOUSING | 662400609674 | 10.35 | 1 | 48 | • | • | • | • |
| 3" Non-IC Low Voltage | | | | | | | | | | |
|  | PN3MR | 3" NON-IC LOW VOLTAGE HOUSING | 662400609667 | 5.794 | 1 | 126 | • | • | • | • |
| 3" Non-IC Low Voltage Remodel | | | | | | | | | | |
|  | RPN3MR | 3" NON-IC LOW VOLTAGE REMODEL HOUSING 50W | 623961149153 | 4.685 | 1 | 140 | • | • | • | • |
| 4" Square IC Rated | | | | | | | | | | |
|  | P408ICAT | 4" IC RATED MODULAR HOUSING | 623961387203 | 6.475 | 2 | 40 | | • | | • |
| | P4MRICAT | 4" SQUARE IC MR16 HOUSING | 623961542787 | 8.9 | 2 | 40 | | | | • |
| 4" Square Non-IC | | | | | | | | | | |
|  | P406TAT | 4" SQUARE NON-IC MODULAR HOUSING | 623961082795 | 8.9 | 2 | 48 | | • | • | • |
| | P4MRTAT | 4" SQUARE NON-IC MR16 HOUSING | 623961542770 | 8.9 | 2 | 64 | | | | • |
| 5" IC Rated | | | | | | | | | | |
|  | P5 | 5" IC RATED MODULAR HOUSING | 662400611356 | 5.585 | 1 | 48 | • | • | • | • |
| 5" Non-IC | | | | | | | | | | |
|  | PN5 | 5" NON-IC MODULAR HOUSING | 622697326531 | 3.943 | 1 | 75 | | | | • |










★ Indicates ARRA Eligible Product Ⓢ Indicates EISA Compliant Pulse Start Products  Indicates MarketPro Product

Please reference the Cooper Lighting Stock Guide Terms and Conditions page. Pictures are a representation of product categories and may not illustrate the exact skus listed. Product information is subject to change without notice. Consult factory representative for additional information and inventory details. Visit www.cooperlighting.com for more product information.

| CATALOG NUMBER | DESCRIPTION | UPC CODE | WEIGHT | CASE QTY | PALLET QTY | IL | CA | NJ | TX | GA |
|---|---|--------------|--------|----------|------------|----|----|----|----|-----|
| Iris Power Modules | | | | | | | | | | |
|  | 4" Square MR16 Low Voltage - MA4MR MA4MR 4" SQUARE ADJUSTABLE MR16 LOW VOLTAGE MODULE | 623961379352 | 5.35 | 12 | 144 | • | • | • | • | |
|  | 4" Square MR16 Low Voltage - MV4MR MV4MR 4" SQUARE VERTICAL MR16 LOW VOLTAGE MODULE | 623961677809 | 1.2 | 1 | 400 | • | • | • | • | ★ |
|  | 5" and 7" Line Voltage Downlight M120 5" AND 7" LINE VOLTAGE A AND PAR LAMP DOWNLIGHT MODULE | 662400615415 | 0.34 | 12 | 1152 | • | • | • | • | ★ |
|  | 5" Line Voltage M5P30 5" PAR30 ADJUSTABLE LINE VOLTAGE MODULE | 662400615422 | 1.016 | 6 | 288 | | | | | • ★ |
| Iris Optical Element | | | | | | | | | | |
|  | 3" Adjustable Accent E3AAC 3" ADJUSTABLE ACCENT, CLEAR REFLECTOR | 662400684831 | 0.521 | 6 | 480 | • | • | • | • | |
| | E3AAH 3" ADJUSTABLE ACCENT, HAZE REFLECTOR | 080083666737 | 0.501 | 6 | 480 | • | • | • | • | |
| | E3AAMW 3" ADJUSTABLE ACCENT, MATTE WHITE REFLECTOR | 080083729579 | 0.53 | 6 | 432 | • | • | • | • | |
| | E3OVAL 3" OVAL PINHOLE | 662400685920 | 0.5 | 6 | 480 | | • | | | • ★ |
| | E3SLOTH 3" ADJUSTABLE ACCENT SLOT, HAZE REFLECTOR | 080083729623 | 0.5 | 6 | 480 | • | | • | • | |
|  | 3" Downlight Pinhole E3DNPIN 3" DOWNLIGHT PINHOLE | 662400635116 | 0.814 | 6 | 240 | | | | | • ★ |
| | 3" Lensed Wall Wash E3LWWH 3" LENSED WALL WASH, HAZE REFLECTOR | 080083729593 | 0.85 | 6 | 432 | | | | | • |
|  | 3" Downlight Shower E3SRH 3" DOWNLIGHT SHOWER, HAZE REFLECTOR | 662400685470 | 0.625 | 6 | 432 | | | | | • ★ |
|  | 3" Lensed Shower Adjustable Accent E3AASRC 3" LENSED SHOWER ADJUSTABLE ACCENT, CLEAR REFLECTOR | 080083729586 | 0.64 | 6 | 360 | • | • | • | • | |
|  | 3" Lensed Shower Downlight E3SRC 3" LENSED SHOWER DOWNLIGHT, CLEAR REFLECTOR | 080083729630 | 0.61 | 6 | 432 | • | • | • | • | |



★ Indicates ARRA Eligible Product Ⓢ Indicates EISA Compliant Pulse Start Products  Indicates MarketPro Product

Please reference the Cooper Lighting Stock Guide Terms and Conditions page. Pictures are a representation of product categories and may not illustrate the exact skus listed. Product information is subject to change without notice. Consult factory representative for additional information and inventory details. Visit www.cooperlighting.com for more product information.

| CATALOG NUMBER | DESCRIPTION | UPC CODE | WEIGHT | CASE QTY | PALLET QTY | IL | CA | NJ | TX | GA |
|---|--|--------------|--------|----------|------------|----|----|----|----|-----|
| 3" MR16 Downlight | | | | | | | | | | |
|  | E3MRC 3" MR16 DOWNLIGHT, CLEAR REFLECTOR | 662400685357 | 0.557 | 6 | 432 | | • | • | | • |
| | E3MRH 3" MR16 DOWNLIGHT, HAZE REFLECTOR | 662400685364 | 0.549 | 20 | 800 | | • | • | | • |
| | E3MRMW 3" MR16 DOWNLIGHT, MATTE WHITE REFLECTOR | 080083729616 | 0.4 | 6 | 240 | | • | • | | • |
| 3" Pinhole | | | | | | | | | | |
|  | E3PIN 3" PINHOLE | 662400684183 | 0.719 | 6 | 480 | | • | • | | • ★ |
| | E3PINLARGE 3" PINHOLE LARGE | 662400684275 | 0.6 | 6 | 480 | | • | | | • ★ |
| 3" Super Adjustable | | | | | | | | | | |
|  | E3SA 3" SUPER ADJUSTABLE | 623961149191 | 1.389 | 6 | 252 | | • | | | • ★ |
| 4" Square Adjustable Accent | | | | | | | | | | |
|  | E4AAH 4" SQUARE ADJUSTABLE ACCENT, HAZE REFLECTOR | 623961366369 | 1 | 36 | 288 | | | | | • ★ |
| | E4AAHSF 4" SQUARE ADJUSTABLE ACCENT, HAZE REFLECTOR, SELF FLANGED | 623961366376 | 1 | 36 | 288 | | • | | | • ★ |
| 4" Square Downlight | | | | | | | | | | |
|  | E4DLH 4" SQUARE DOWNLIGHT, HAZE REFLECTOR, LED | 623961366321 | 1 | 36 | 288 | | | | | • ★ |
| | E4DLHSF 4" SQUARE DOWNLIGHT, HAZE REFLECTOR, SELF FLANGED | 623961366338 | 1 | 6 | 360 | | | | | • ★ |
| 4" Square Shower Pinhole | | | | | | | | | | |
|  | E4PINSR 4" SQUARE SHOWER PINHOLE, WHITE | 623961366468 | 1 | 6 | 420 | | | | | • |
| | E4PINSRRL 4" SQUARE SHOWER PINHOLE, WHITE, RIMLESS | 080083521746 | 0.85 | 36 | 288 | | | | | • |
| 5" Adjustable Accent | | | | | | | | | | |
|  | E5AAH 5" ADJUSTABLE ACCENT, HAZE REFLECTOR | 662400624271 | 0.98 | 6 | 360 | | | | | • ★ |
| 5" A Lamp Downlight and Wall Wash | | | | | | | | | | |
|  | E5A19H 5" A LAMP DOWNLIGHT, HAZE REFLECTOR | 662400615934 | 0.681 | 6 | 144 | | | | | • ★ |
| 5" PAR30 Downlight | | | | | | | | | | |
|  | E5P30H 5" PAR30 DOWNLIGHT, HAZE REFLECTOR | 662400615996 | 1.37 | 6 | 144 | | | | | • ★ |
| | E5P30WB 5" PAR30 DOWNLIGHT, WHITE BAFFLE | 662400673149 | 1.05 | 6 | 144 | | | | | • ★ |

★ Indicates ARRA Eligible Product Ⓢ Indicates EISA Compliant Pulse Start Products  Indicates MarketPro Product

Please reference the Cooper Lighting Stock Guide Terms and Conditions page. Pictures are a representation of product categories and may not illustrate the exact skus listed. Product information is subject to change without notice. Consult factory representative for additional information and inventory details. Visit www.cooperlighting.com for more product information.

| CATALOG NUMBER | DESCRIPTION | UPC CODE | WEIGHT | CASE | | PALLET | | | | | | |
|--|-------------|-------------------------------------|--------------|-------|-----|--------|----|----|----|----|---|---|
| | | | | QTY | QTY | IL | CA | NJ | TX | GA | | |
| Iris Components & Accessories | | | | | | | | | | | | |
| Lenses | | | | | | | | | | | | |
|  | LHEX | 2IN HEX CELL LOUVER | 662400614845 | 0.041 | 50 | 6000 | | • | | | • | ★ |
| | LSPD | 2" SPREAD LENS | 662400614715 | 0.114 | 50 | 5000 | | | | | • | ★ |
| Mount Collars | | | | | | | | | | | | |
|  | FMC3 | 3" FLUSH MOUNT COLLAR | 622696870677 | 0.448 | 6 | 600 | | • | • | | • | ★ |
| LC16KIT | | RETROFIT LAMP CAPSULE KIT FOR PN3MR | 623961078651 | 0.17 | 36 | 432 | | | | | • | |
| RA4X4 | | 4" SQUARE RIMLESS ADAPTER | 080083603169 | 0.938 | 12 | 240 | | • | | | • | |
| RG50FL40 | | 50MM GLASS LED REFLECTOR, 40 DEGREE | 080083615261 | 0.14 | 10 | 5400 | • | • | | • | • | |
| RG50MH | | 50MM LED REFLECTOR MEDIA HOLDER | 080083617623 | 0.79 | 1 | 1540 | | | | • | • | ★ |
| RG50NFL25 | | 50MM GLASS LED REFLECTOR, 25 DEGREE | 080083615278 | 0.12 | 10 | 6240 | | • | | | • | |
| RG50NSP10 | | 50MM GLASS LED REFLECTOR, 10 DEGREE | 080083615285 | 0.12 | 10 | 6240 | | | | | • | |
| RG50SP15 | | 50MM GLASS LED REFLECTOR, 15 DEGREE | 080083628742 | 0.153 | 1 | 10 | | | | | • | |

CATALOG NUMBER

DESCRIPTION

UPC CODE WEIGHT CASE QTY PALLET QTY IL CA NJ TX GA

Lumiere

Accent / Flood

Cambria - 203



Low Voltage - 203

| | | | | | | | | | | | |
|----------------------|--|--------------|-------|---|-----|---|---|---|---|---|---|
| 203-50MR16-12-BK | 50W MR16 SIDE STEM, BLACK | 080083694891 | 1.14 | 1 | 720 | | | | | | ★ |
| 203-50MR16-12-BZ | 50W MR16 SIDE STEM, BRONZE | 080083694907 | 0.92 | 1 | 400 | • | • | • | • | • | ★ |
| 203-50MR16-12-CS | 50W MR16 SIDE STEM, CITY SILVER | 080083694914 | 1.2 | 1 | 400 | | • | | | • | ★ |
| 203-50MR16-12-VE | 50W MR16 SIDE STEM, VERDE | 783363038476 | 1.2 | 1 | 400 | | | | | • | ★ |
| 203-50MR16-12-WT | 50W MR16 SIDE STEM, WHITE | 783363038469 | 1.2 | 1 | 400 | | • | • | | • | ★ |
| 203-CRS-50MR16-12-BZ | 50W MR16 CENTER REAR SWIVEL STEM, BRONZE | 080083694921 | 1.429 | 1 | 650 | • | | | | • | ★ |

Cambria - 204



Low Voltage - 204

| | | | | | | | | | | | |
|------------------|----------------------------|--------------|-------|---|---|--|--|--|--|---|---|
| 204-75MR16-12-BZ | 75W MR16 SIDE STEM, BRONZE | 783363039305 | 0.717 | 1 | 1 | | | | | • | ★ |
|------------------|----------------------------|--------------|-------|---|---|--|--|--|--|---|---|

Coronado - 806



Line Voltage - 806

| | | | | | | | | | | | |
|--------------------|-----------------------------|--------------|------|---|-----|--|--|--|--|---|---|
| 806-50PAR20-120-BZ | 50W PAR20 SIDE STEM, BRONZE | 783363040134 | 1.65 | 1 | 650 | | | | | • | ★ |
|--------------------|-----------------------------|--------------|------|---|-----|--|--|--|--|---|---|

Inground

Monaco 3000-BBR



Backbox

| | | | | | | | | | | | |
|----------|--|--------------|---|---|----|--|---|--|--|---|--|
| 3000-BBR | BACKBOX FOR MONACO 3000, 3001, 3002, BLACK | 080083760565 | 6 | 1 | 30 | | • | | | • | |
|----------|--|--------------|---|---|----|--|---|--|--|---|--|

Boca - 613



Low Voltage - 613

| | | | | | | | | | | | |
|-------------------|---|--------------|-------|---|-----|--|---|--|--|---|---|
| 613-50MR16-12-BK | 50W MR16, 4.5" DIAMETER OPEN APERTURE 22 DEGREE TILT 360 DEGREE ROTATE, BLACK | 662400742845 | 3.1 | 1 | 486 | | | | | • | ★ |
| 613-50MR16-12-NBR | 50W MR16, 4.5" DIAMETER OPEN APERTURE 22 DEGREE TILT 360 DEGREE ROTATE, NATURAL BRASS | 783363038957 | 3.787 | 1 | 486 | | • | | | • | ★ |

Boca - 650



Backbox

| | | | | | | | | | | | |
|--------|-----------------------------|--------------|-------|---|-----|--|---|--|--|---|--|
| 650-BB | BACKBOX FOR BOCA 650, BLACK | 080083760572 | 0.325 | 1 | 100 | | • | | | • | |
|--------|-----------------------------|--------------|-------|---|-----|--|---|--|--|---|--|

Boca - 696



Backbox

| | | | | | | | | | | | |
|--------|-----------------------------|--------------|-----|---|-----|--|---|--|--|--|---|
| 600-BB | BACKBOX FOR BOCA 696, BLACK | 080083760589 | 2.5 | 1 | 196 | | • | | | | ★ |
|--------|-----------------------------|--------------|-----|---|-----|--|---|--|--|--|---|

| CATALOG NUMBER | DESCRIPTION | UPC CODE | WEIGHT | CASE QTY | PALLET QTY | IL | CA | NJ | TX | GA |
|----------------|-------------|----------|--------|----------|------------|----|----|----|----|----|
|----------------|-------------|----------|--------|----------|------------|----|----|----|----|----|

Pathway

Maui - 1502



Low Voltage - 1502

| | | | | | | | | | | | |
|------------------|----------------------------|--------------|---|---|-----|--|---|--|--|---|---|
| 1502-INC18-12-BK | 18W S8 INCANDESCENT, BLACK | 783363039411 | 2 | 1 | 360 | | • | | | • | ★ |
|------------------|----------------------------|--------------|---|---|-----|--|---|--|--|---|---|

Cambria - 206



Low Voltage - 206

| | | | | | | | | | | | |
|------------------|-------------------------------------|--------------|-------|---|-----|--|---|--|--|---|---|
| 206-50MR16-12-BK | 50W MR16, 13.375" SIDE STEM, BLACK | 783363038988 | 1.613 | 1 | 360 | | | | | • | ★ |
| 206-50MR16-12-BZ | 50W MR16, 13.375" SIDE STEM, BRONZE | 662400743439 | 1.795 | 1 | 360 | | • | | | • | ★ |

Underwater


Atlantis - 1407



Low Voltage - 1407

| | | | | | | | | | | | |
|--------------------|--------------------------|--------------|-------|---|-----|--|---|--|--|---|---|
| 1407-75MR16-12-NBZ | 75W MR16, NATURAL BRONZE | 622697307103 | 6.268 | 1 | 100 | | • | | | • | ★ |
|--------------------|--------------------------|--------------|-------|---|-----|--|---|--|--|---|---|

Accessories



Lenses, Louvers & Filters

| | | | | | | | | | | | | |
|-----------|---------------------------------------|--------------|-------|----|------|---|---|---|---|---|---|---|
| DIF | DIFFUSED LENS FOR MR16 LAMPS | 662400756798 | 0.068 | 50 | 7500 | | • | | | • | • | ★ |
| QS-DIF-20 | DIFFUSED LENS FOR PAR20 LAMPS | 783363047560 | 0.097 | 1 | 2000 | | | | | • | • | ★ |
| LSL | LINEAR SPREAD LENS FOR MR16 FIXTURES | 662401101856 | 0.083 | 20 | 2160 | | | | | • | • | ★ |
| LVR | HEX CELL LOUVER FOR MR16 FIXTURES | 662400740308 | 0.048 | 1 | 500 | • | • | • | • | • | • | ★ |
| OSL | OVERALL SPREAD LENS FOR MR16 FIXTURES | 662400741404 | 0.269 | 1 | 800 | | • | | | • | • | ★ |



Ground Mounting

| | | | | | | | | | | | | |
|---------|--|--------------|-------|---|-----|--|---|--|--|---|---|---|
| GS03-BK | GROUND SPIKE FOR LOW VOLTAGE FIXTURES ACCEPTS 1/2" NPS HUBS, BLACK | 783363039008 | 0.543 | 1 | 100 | | | | | • | • | ★ |
| GS05 | GROUND SPIKE HEIGHT ADJUSTABLE POLYCARBONATE, BLACK | 662400740537 | 0.556 | 1 | 600 | | | | | • | • | ★ |
| GS08 | GROUND SPIKE W/ SIDE OR BOTTOM WIRE WAY ABS | 783363038735 | 0.28 | 1 | 500 | | • | | | • | • | ★ |



Optical Accessories

| | | | | | | | | | | | | |
|-----------|--------------------------------------|--------------|-------|---|------|--|---|--|--|---|---|---|
| FH-203-BK | GLARE SHIELD FOR 203 FIXTURE, BLACK | 783363038797 | 0.235 | 1 | 1536 | | | | | • | • | ★ |
| FH-203-BZ | GLARE SHIELD FOR 203 FIXTURE, BRONZE | 783363038704 | 0.468 | 1 | 1440 | | • | | | • | • | ★ |
| FH-203-WT | GLARE SHIELD FOR 203 FIXTURE, WHITE | 783363044767 | 0.27 | 1 | 1536 | | | | | • | • | ★ |



Surface, Wall & Tree Mounting

| | | | | | | | | | | | | |
|---------|--|--------------|-------|----|------|--|---|--|--|---|---|---|
| FS1-BK | RECTANGULAR WALL PLATE/BOX COVER SINGLE MOUNT FOR USE WITH MB1, BLACK | 783363039534 | 1 | 1 | 270 | | • | | | • | • | ★ |
| FS1-BZ | RECTANGULAR WALL PLATE/BOX COVER SINGLE MOUNT FOR USE WITH MB1, BRONZE | 783363078960 | 0.463 | 66 | 3300 | | • | | | • | • | ★ |
| RS1-BK | ROUND WALL PLATE/BOX COVER SINGLE MOUNT FOR USE WITH MBR1, BLACK | 783363039282 | 0.943 | 1 | 200 | | • | | | • | • | ★ |
| RS1-BZ | ROUND WALL PLATE/BOX COVER SINGLE MOUNT FOR USE WITH MBR1, BRONZE | 783363040028 | 0.776 | 1 | 5000 | | • | | | • | • | ★ |
| TM01-BZ | ROUND MOUNT SURFACE/TREE, BRONZE | 662400743583 | 0.2 | 1 | 2000 | | • | | | • | • | ★ |
| TM01-WT | ROUND MOUNT SURFACE/TREE, WHITE | 662400743644 | 0.2 | 1 | 200 | | • | | | • | • | ★ |
| TM04-BZ | EXPANDING TREE STRAP FOR ONE FIXTURE, BRONZE | 662400743576 | 0.368 | 1 | 500 | | | | | • | • | ★ |
| TM05-BK | RECTANGULAR MOUNT SURFACE/TREE, BLACK | 783363039312 | 0.25 | 1 | 1000 | | • | | | • | • | ★ |
| TM05-BZ | RECTANGULAR MOUNT SURFACE/TREE, BRONZE | 783363038858 | 0.3 | 20 | 2100 | | • | | | • | • | ★ |
| TM05-WT | RECTANGULAR MOUNT SURFACE/TREE, WHITE | 783363041834 | 1 | 1 | 1 | | • | | | • | • | ★ |

★ Indicates ARRA Eligible Product Ⓜ Indicates EISA Compliant Pulse Start Products  Indicates MarketPro Product

Please reference the Cooper Lighting Stock Guide Terms and Conditions page. Pictures are a representation of product categories and may not illustrate the exact skus listed. Product information is subject to change without notice. Consult factory representative for additional information and inventory details. Visit www.cooperlighting.com for more product information.

CATALOG
NUMBER

DESCRIPTION

UPC CODE WEIGHT CASE PALLET
QTY QTY IL CA NJ TX GA

McGraw-Edison

Parking Garage and Canopy

TopTier LED



Round WaveStream

| CATALOG NUMBER | DESCRIPTION | UPC CODE | WEIGHT | CASE QTY | PALLET QTY | IL | CA | NJ | TX | GA |
|----------------------------|---|--------------|--------|----------|------------|----|----|----|----|----|
| TT-C2-LED-E1-WQ | ROUND WAVESTREAM PARKING GARAGE AND CANOPY LED LUMINAIRE, C2 LUMEN PACKAGE, 120-277V, 4000K CCT, 70 CRI, WQ WIDE DISTRIBUTION, WHITE | 080083787746 | 16 | 1 | 16 | | | | | • |
| TT-C3-LED-E1-WQ | ROUND WAVESTREAM PARKING GARAGE AND CANOPY LED LUMINAIRE, C3 LUMEN PACKAGE, 120-277V, 4000K CCT, 70 CRI, WQ WIDE DISTRIBUTION, WHITE | 080083788361 | 16 | 1 | 16 | | | | | • |
| TT-C3-LED-E1-WQ-AP | ROUND WAVESTREAM PARKING GARAGE AND CANOPY LED LUMINAIRE, C3 LUMEN PACKAGE, 120-277V, 4000K CCT, 70 CRI, WQ WIDE DISTRIBUTION, GRAY | 080083786503 | 16 | 1 | 16 | | | | | • |
| TT-C4-LED-E1-WQ | ROUND WAVESTREAM PARKING GARAGE AND CANOPY LED LUMINAIRE, C4 LUMEN PACKAGE, 120-277V, 4000K CCT, 70 CRI, WQ WIDE DISTRIBUTION, WHITE | 080083788156 | 16 | 1 | 16 | | | | | • |
| TT-C5-LED-E1-WQ | ROUND WAVESTREAM PARKING GARAGE AND CANOPY LED LUMINAIRE, C5 LUMEN PACKAGE, 120-277V, 4000K CCT, 70 CRI, WQ WIDE DISTRIBUTION, WHITE | 080083788217 | 16 | 1 | 16 | | | | | • |
| TT-C5-LED-E1-WQ-AP | ROUND WAVESTREAM PARKING GARAGE AND CANOPY LED LUMINAIRE, C5 LUMEN PACKAGE, 120-277V, 4000K CCT, 70 CRI, WQ WIDE DISTRIBUTION, GRAY | 080083787524 | 19.6 | 1 | 24 | | | | | • |
| TT-C5-LED-E1-WQ-MS/DIM-L20 | ROUND WAVESTREAM PARKING GARAGE AND CANOPY LED LUMINAIRE, C5 LUMEN PACKAGE, 120-277V, 4000K CCT, 70 CRI, WQ WIDE DISTRIBUTION, DIMMING MOTION SENSOR, WHITE | 080083788354 | 16 | 1 | 16 | | | | | • |

★ Indicates ARRA Eligible Product ⓘ Indicates EISA Compliant Pulse Start Products  Indicates MarketPro Product

Please reference the Cooper Lighting Stock Guide Terms and Conditions page. Pictures are a representation of product categories and may not illustrate the exact skus listed. Product information is subject to change without notice. Consult factory representative for additional information and inventory details. Visit www.cooperlighting.com for more product information.

CATALOG NUMBER

DESCRIPTION

UPC CODE WEIGHT CASE QTY PALLET QTY IL CA NJ TX GA

Fail-Safe

Commercial Vandal Resistant LED



HVSL8

HVSL8-4-LD4-2STD-40-UNV-C-EDC1

HARMONY VANDAL RESISTANT LINEAR STEEL LED, 2 LED ROWS, STANDARD OUTPUT, 4000K, CLEAR LENS

080083753505 11 1 30  ★

Downlight



FFLD, FLD, FVR

FLD6A15D010TE

LED 6" DOWNLIGHT REGRESSED-STYLE PLASTER FRAME, 1500 LUMENS, 0-10V 10 PERCENT DIMMING

080083754069 1.45 1 30  ★

FVR6LM1LI-IP66

LED 6" DOWNLIGHT VANDAL RESISTANT REGRESSED STYLE, SPECULAR FINISH, 0.060" DIFFUSE POLYCARBONATE LENS, IP66 RTATED

080083753819 1.45 1 75  ★

FVRLD6A15D010TE

LED 6" DOWNLIGHT VANDAL RESISTANT REGRESSED STYLE PLASTER FRAME, 1500 LUMENS, 0-10V 10 PERCENT DIMMING

080083754076 1.45 1 30  ★

FERM6A15835

LED 6" DOWNLIGHT POWER MODULE, 1500 LUMENS, 3500K

080083754045 1.95 1 200  ★

FERM6A15840

LED 6" DOWNLIGHT POWER MODULE, 1500 LUMENS, 4000K

080083754052 1.95 1 200  ★

Surface



FPS

FPS-232-UNV-EB81

VANDAL RESISTANT HIGH ABUSE POLYCARBONATE LUMINAIRE, 8.7"X50.3"X4.1"

622696936069 13.538 1 18  ★

Linear Fluorescent



FWW

FWW-232-UNV-EB81

WALL VANDAL WRAP, 4', TWO 32W T8 LAMP, WET LOCATION

622696471058 22 1 40  ★

Vapor Tight Fixture



VRVT

VRVT2-232DR-UNV-EB81-WL-U

VAPOR TIGHT FIXTURE, 4', TWO 32W T8 LAMP, WET LOCATION

662401820276 7.38 1 35  ★

Confinement Recessed

LED



FRS

FSR6LM1LI94WF

LED 6" DOWNLIGHT MEDICAL REGRESSED-STYLE REFLECTOR, SPECULAR FINISH, WHITE FLANGE, 0.187" CLEAR TEMPERED GLASS LENS

080083753734 1.45 1 75  ★

FSR6LM1W89BV

LED 6" DOWNLIGHT MEDICAL REGRESSED-STYLE REFLECTOR, MATTE WHITE FINISH, 0.125" CLEAR ACRYLIC LENS

080083753987 1.45 1 75  ★

Cleanroom

Troffer



CFD

CFDFA-332A125-UNV-EB81-U

CLEANROOM TROFFER, 2' X 4', THREE 32W T8 LAMP, CLASS 1000 & ABOVE

080083589593 26 1 22  ★

CFDFA-432A125-UNV-EB81-U

CLEANROOM TROFFER, 2' X 4', FOUR 32W T8 LAMP, CLASS 1000 & ABOVE

080083545599 26.08 1 22  ★

★ Indicates ARRA Eligible Product Ⓜ Indicates EISA Compliant Pulse Start Products  Indicates MarketPro Product

Please reference the Cooper Lighting Stock Guide Terms and Conditions page. Pictures are a representation of product categories and may not illustrate the exact skus listed. Product information is subject to change without notice. Consult factory representative for additional information and inventory details. Visit www.cooperlighting.com for more product information.

CATALOG
NUMBER

DESCRIPTION

UPC CODE WEIGHT CASE QTY PALLET QTY IL CA NJ TX GA

Medical
Undercabinet



MAS

| | | | | | | | | | | | | |
|--------------------------|---|--------------|-------|---|----|--|--|--|--|--|---|---|
| MAS-32-UNV-IK12-EB81 | UNDERCABINET, 32W T8 LAMP | 080083589616 | 7.948 | 1 | 60 | | | | | | • | ★ |
| MAS-32-120-IK12-EB81-RSW | UNDERCABINET, 32W T8 LAMP, WITH ROCKER SWITCH | 080083589623 | 8.2 | 1 | 60 | | | | | | • | ★ |

CATALOG NUMBER

DESCRIPTION

UPC CODE WEIGHT CASE QTY PALLET QTY IL CA NJ TX GA

HID Accessories

HID Accessories

Lumark

| | | | | | | | | | | | | | | | | | | | |
|------------------|--|--------------|-------|---|------|---|---|---|--|--|--|--|--|--|--|--|--|--|---|
| OA/RA1013 | SHORTING CAP FOR NEMA TWISTLOCK PHOTOCONTROL RECEPTACLE, FLOODLIGHTS ACCESSORY | 662400116974 | 0.246 | 1 | 1120 | • | | | | | | | | | | | | | ★ |
| PB120V | BUTTON PHOTOCONTROL 120V FIELD INSTALLABLE, WARRIOR, WALLY, Z-PAK, WAL-PAK, WAL-LITE | 662400121206 | 0.16 | 6 | 1152 | | | | | | | | | | | | | | ★ |
| PB277V-BUTTON-PC | BUTTON PHOTOCONTROL 277V FIELD INSTALLABLE, WARRIOR, WALLY, Z-PAK, WAL-PAK, WAL-LITE | 662400124283 | 0.162 | 1 | 12 | | | | | | | | | | | | | | ★ |
| SR-CARETAKER | CARETAKER SMALL ACRYLIC REFRACTOR | 080083699087 | 0.8 | 4 | 240 | • | • | | | | | | | | | | | | ★ |
| PRVWM-BZ | PREVAIL LED AREA/SITE, WALL MOUNT ARM ASSEMBLY, BRONZE | 080083764198 | 6 | 1 | 45 | • | • | • | | | | | | | | | | | ★ |

Lumark and McGraw Edison

Lumark Floodlight and McGraw Edison Galleria Square

| | | | | | | | | | | | | | | | | | | | |
|-----------|-----------------------------------|--------------|------|-----|------|---|---|--|--|--|--|--|--|--|--|--|--|--|---|
| OA/RA1016 | NEMA TWISTLOCK PHOTOCELL 105-285V | 662400117001 | 0.23 | 100 | 1800 | • | • | | | | | | | | | | | | ★ |
|-----------|-----------------------------------|--------------|------|-----|------|---|---|--|--|--|--|--|--|--|--|--|--|--|---|

Lumark Floodlight and McGraw Edison Pole Bracket / Adapters

| | | | | | | | | | | | | | | | | | | | |
|-----------|--|--------------|--------|----|------|---|--|--|---|---|--|--|--|--|--|--|--|--|---|
| TASQ-4-2 | 2 3/8" OD VERTICAL REMOVABLE TENON FOR 4" SQUARE STRAIGHT STEEL POLE BRONZE | 662401692699 | 7.2 | 1 | 200 | | | | | | | | | | | | | | ★ |
| 101-A22 | TWO AT 180 DEGREE BULLHORN FOR 2 3/8" OD VERTICAL TENON BRONZE | 662401675739 | 22 | 1 | 20 | | | | | | | | | | | | | | ★ |
| 101-A23 | TWO AT 180 DEGREE BULLHORN FOR 3 1/2" OD VERTICAL TENON BRONZE | 662400673446 | 27.6 | 1 | 24 | | | | | | | | | | | | | | ★ |
| OA/RA1027 | NEMA TWISTLOCK PHOTOCELL 480V | 662400117018 | 0.223 | 50 | 1000 | | | | | | | | | | | | | | ★ |
| RABBZ | RIGHT ANGLE BRACKET WALL MOUNT 8" BRONZE | 662401691739 | 7.513 | 1 | 96 | • | | | • | • | | | | | | | | | ★ |
| SAB | SIDE ANGLE BRACKET WALL MOUNT GALVANIZED | 662400121107 | 7.749 | 1 | 72 | | | | | | | | | | | | | | ★ |
| SAB-BZ | SIDE ANGLE BRACKET WALL MOUNT BRONZE | 662400971702 | 6.29 | 2 | 60 | | | | | | | | | | | | | | ★ |
| MA1011-BZ | TWO AT 180 DEGREE TENON ADAPTER FOR 3 1/2" OD VERTICAL TENON BRONZE, GALLERIA SQUARE | 662400123897 | 15.975 | 1 | 160 | | | | | | | | | | | | | | ★ |
| TYS-BZ | TRUNNION YOKE SLIPFITTER FOR 2 3/8", 3" & 3 1/2" OD VERTICAL TENON BRONZE, FLOODLIGHTS ACCESSORY | 080083521654 | 3.022 | 8 | 256 | | | | | | | | | | | | | | |
| 101-J33 | STEEL BRACKET FOR FLOODLIGHTS- 3 ARM ON 180 DEGREE SEPARATION | 662401675944 | 38.8 | 1 | 200 | | | | | | | | | | | | | | ★ |

★ Indicates ARRA Eligible Product Ⓢ Indicates EISA Compliant Pulse Start Products  Indicates MarketPro Product

Please reference the Cooper Lighting Stock Guide Terms and Conditions page. Pictures are a representation of product categories and may not illustrate the exact skus listed. Product information is subject to change without notice. Consult factory representative for additional information and inventory details. Visit www.cooperlighting.com for more product information.

CATALOG
NUMBER

DESCRIPTION

UPC CODE WEIGHT CASE QTY PALLET QTY IL CA NJ TX GA

Poles

Poles

Steel Poles

Accessories

| | | | | | | | |
|-------|---|--------------|-------|------|-------|--|---|
| AB1GF | 3/4" X 25" ANCHOR BOLT W/2 NUTS, 2 FLAT WASHERS, FULLY GALVANIZED | 080083587544 | 3.15 | 4 | 200 | | ★ |
| AB3 | 1" X 36" ANCHOR BOLT W/2 NUTS, 2 FLAT WASHERS | 662400115038 | 8.5 | 4 | 100 | | ★ |
| TMP2 | ANCHOR BOLT TEMPLATE 12 1/2" SSS 4-BOLT CIRCLE 1" ANCHOR BOLTS | 662400119159 | 0.194 | 500 | 9000 | | ★ |
| TMP4 | ANCHOR BOLT TEMPLATE 11" RTS 4-BOLT CIRCLE 3/4" ANCHOR BOLTS | 662400124917 | 0.04 | 200 | 12800 | | ★ |
| TMP5 | ANCHOR BOLT TEMPLATE 12 1/2" RTS 4-BOLT CIRCLE 1" ANCHOR BOLTS | 662400124245 | 0.346 | 300 | 10800 | | ★ |
| AB1 | 3/4" X 25 ANCHOR BOLT W/2 NUTS, 2 FLAT WASHER | 662400115014 | 3.262 | 4 | 300 | | ★ |
| TMP1 | ANCHOR BOLT TEMPLATE 11" SSS 4-BOLT CIRCLE 3/4" ANCHOR BOLTS | 662400119142 | 0.04 | 1200 | 9600 | | ★ |



4"

| | | | | | | | | |
|-------------|--|--------------|-----|---|---|---|--|---|
| SSS4A20SFM4 | 4" SQUARE STRAIGHT STEEL X .120 X 20' M4 DRILL BRONZE INCLUDES HARDWARE KIT, MUST BE ORDERED WITH AB1 AND TMP1 | 622697005276 | | 1 | 1 | 1 | | ★ |
| SSS4A25SFM4 | 4" SQUARE STRAIGHT STEEL X .120 X 25' M4 DRILL BRONZE INCLUDES HARDWARE KIT, MUST BE ORDERED WITH AB1 AND TMP1 | 662401143467 | 216 | 1 | 1 | 1 | | ★ |





CATALOG NUMBER

DESCRIPTION

UPC CODE WEIGHT CASE QTY PALLET QTY IL CA NJ TX GA



Controls

Lighting Control Panels - Stand-Alone

| | | | | | | | | | | | | | |
|--|---|--|--------------|--------|---|-----|--|---|--|---|---|---|---|
|  | LiteKeeper 4 LK4-277NO | LITEKEEPER 4 STAND ALONE LIGHTING CONTROL PANEL, 277 VAC, NORMALLY OPEN RELAYS | 080083594603 | 10 | 1 | 8 | | | | | ● | ★ | |
| | LK4-120NO | LITEKEEPER 4 STAND ALONE LIGHTING CONTROL PANEL, 120 VAC, NORMALLY OPEN RELAYS | 080083592043 | 9.4 | 1 | 126 | | ● | | | | ● | ★ |
|  | LiteKeeper 8 LK8 | LITEKEEPER 8 STAND ALONE LIGHTING CONTROL PANEL | 080083594573 | 11.602 | 1 | 45 | | ● | | ● | | ● | |
|  | LiteKeeper 16 LK16-120/277-S2-L0-M0-T0-HVB0 | LITEKEEPER 16 STAND ALONE LIGHTING CONTROL PANEL | 080083594580 | 26.4 | 1 | 32 | | ● | | | | ● | ★ |
|  | LiteKeeper 32 LK32-120/277-S4-L0-M0-T0-HVB0 | 32 SIZE SA ENC WITH 32 RELAYS | 080083598175 | 40.2 | 1 | 8 | | | | | | | ★ |
| LiteKeeper Boards and Accessories | | | | | | | | | | | | | |
| | LK-LB | LITEKEEPER LOGIC BOARD | 080083594566 | 7.619 | 1 | 32 | | ● | | ● | | ● | ★ |



Lighting Controls - Daylighting

Daylight Sensor

| | | | | | | | | | | | | | | |
|--|---|------------------------------------|--------------|-------|---|------|--|---|--|---|---|--|---|---|
|  | Indoor Contact Input Photosensor PPS-4 | INDOOR CONTACT INPUT PHOTOCCELL | 080083626298 | 0.354 | 1 | 24 | | | | | ● | | ● | ★ |
|  | Outdoor Contact Input Photosensor PPS-5 | OUTDOOR CONTACT INPUT PHOTODSENSOR | 080083598168 | 0.447 | 1 | 1536 | | ● | | ● | | | ● | ★ |

Lighting Controls - Emergency

Emergency Power Control

| | | | | | | | | | | | | | | |
|--|---------------------------------------|---|--------------|------|----|------|--|---|--|---|--|--|---|---|
|  | 120V or 277V CEPC-1 | EMERGENCY POWER CONTROL 120V / 277V | 080083718153 | 0.45 | 42 | 1008 | | ● | | ● | | | ● | ★ |
|  | 0-10V: 120 or 277V CEPC-1-D | EMERGENCY POWER CONTROL 0-10V: 120V OR 277V | 080083718160 | 0.5 | 46 | 920 | | ● | | | | | ● | |


★ Indicates ARRA Eligible Product Ⓢ Indicates EISA Compliant Pulse Start Products  Indicates MarketPro Product

Please reference the Cooper Lighting Stock Guide Terms and Conditions page. Pictures are a representation of product categories and may not illustrate the exact skus listed. Product information is subject to change without notice. Consult factory representative for additional information and inventory details. Visit www.cooperlighting.com for more product information.


| CATALOG NUMBER | DESCRIPTION | UPC CODE | WEIGHT | CASE | | PALLET | | | | |
|----------------|-------------|----------|--------|------|-----|--------|----|----|----|----|
| | | | | QTY | QTY | IL | CA | NJ | TX | GA |


Wall Switch No Sensor - 120V

0-10V Dimmer

| | | | | | | | | | | | | | | | | | | | |
|--|-------------------------|------------------------------------|--------------|-----|----|------|--|--|--|---|--|--|--|--|--|--|--|--|--|
|  | Decorator Dimmer | | | | | | | | | | | | | | | | | | |
| | WBSD-010DEC-C1 | 0-10V DECORATOR DIMMER, 120/277VAC | 080083735266 | 0.3 | 10 | 1050 | | | | • | | | | | | | | | |


Forward Phase Cut Dimmer

| | | | | | | | | | | | | | | | | | | | | |
|--|---------------------|--|--------------|------|-----|------|--|--|--|--|--|--|--|--|--|--|--|--|--|--|
|  | Slide Dimmer | | | | | | | | | | | | | | | | | | | |
| | SAL06P-LA | SLIDE PHASE DIMMER 120V - LIGHT ALMOND | 032664730955 | 0.24 | 100 | 2400 | | | | | | | | | | | | | | |
| | SAL06P-V | SLIDE PHASE DIMMER 120V - IVORY | 032664730962 | 0.24 | 100 | 2400 | | | | | | | | | | | | | | |
| | SAL06P-GY | SLIDE PHASE DIMMER 120V - GREY | 032664730948 | 0.24 | 100 | 576 | | | | | | | | | | | | | | |
| | SAL06P-BK | SLIDE PHASE DIMMER 120V - BLACK | 032664730931 | 0.24 | 100 | 2400 | | | | | | | | | | | | | | |


| | | | | | | | | | | | | | | | | | | | | |
|--|-------------------------|-----------------------------------|--------------|-------|----|-----|--|--|--|--|--|--|--|--|--|--|--|--|--|--|
|  | Decorator Dimmer | | | | | | | | | | | | | | | | | | | |
| | DAL06P-C5 | DECORATOR DIMMER 120V - W, GY, BK | 032664731495 | 0.283 | 36 | 576 | | | | | | | | | | | | | | |

Wall Switch Occupancy and Vacancy Sensor - 120V

PIR - Occupancy

| | | | | | | | | | | | | | | | | | | | | |
|--|--|---|--------------|-------|----|-----|--|--|--|--|--|--|--|--|--|--|--|--|--|--|
|  | PIR Single Level 120V Occupancy Sensor Switch | | | | | | | | | | | | | | | | | | | |
| | OSW-P-0801-120-V | PIR SINGLE LEVEL 120V WALL SWITCH SENSOR, IVORY | 032664729836 | 0.314 | 36 | 990 | | | | | | | | | | | | | | |
| | OSW-P-0801-120-W | PIR SINGLE LEVEL 120V WALL SWITCH SENSOR, WHITE | 032664729829 | 0.314 | 36 | 990 | | | | | | | | | | | | | | |

PIR - Vacancy

| | | | | | | | | | | | | | | | | | | | | |
|--|--|--|--------------|-------|----|-----|--|--|--|--|--|--|--|--|--|--|--|--|--|--|
|  | PIR Single Level 120V Vacancy Sensor Switch | | | | | | | | | | | | | | | | | | | |
| | VSW-P-0801-120-W | PIR SINGLE LEVEL 120V VACANCY SENSOR SWITCH, WHITE | 032664729874 | 0.314 | 36 | 864 | | | | | | | | | | | | | | |
| | VSW-P-0801-120-V | PIR SINGLE LEVEL 120V VACANCY SENSOR SWITCH, IVORY | 032664729881 | 0.314 | 1 | 990 | | | | | | | | | | | | | | |

CATALOG NUMBER

DESCRIPTION

UPC CODE WEIGHT CASE QTY PALLET QTY IL CA NJ TX GA

Wall Switch Occupancy and Vacancy Sensor - 120/277V Tier One

PIR - Occupancy



PIR Single Level 120/277V Occupancy Sensor Switch

| | | | | | | |
|-------------------|--|--------------|-------|----|------|--|
| OSW-P-0451-MV-W | PIR SINGLE LEVEL 120/277V WALL SWITCH SENSOR, WHITE, 450 SQ FEET COVERAGE | 080083503377 | 0.35 | 10 | 1920 | |
| OSW-P-1001-MV-LA | PIR SINGLE LEVEL 120/277V WALL SWITCH SENSOR, LIGHT ALMOND | 032664729799 | 0.36 | 30 | 990 | |
| OSW-P-1001-MV-V | PIR SINGLE LEVEL 120/277V WALL SWITCH SENSOR, IVORY, 1000 SQ FEET COVERAGE | 032664729782 | 0.36 | 40 | 990 | |
| OSW-P-1001-MV-W | PIR SINGLE LEVEL 120/277V WALL SWITCH SENSOR, WHITE, 1000 SQ FEET COVERAGE | 032664729775 | 0.36 | 40 | 1680 | |
| OSW-P-0451-MV-V | PIR SINGLE LEVEL 120/277V WALL SWITCH SENSOR, IVORY, 450 SQ FEET COVERAGE | 080083503391 | 0.328 | 48 | 48 | |
| OSW-P-0451-MV-N-W | PIR SINGLE LEVEL 120/277V WALL SWITCH SENSOR WITH NEUTRAL, WHITE | 080083503407 | 0.25 | 1 | 1920 | |



PIR Dual Level 120/277V Occupancy Sensor Switch

| | | | | | | |
|------------------|---|--------------|-------|----|------|--|
| OSW-P-0451-DMV-V | PIR DUAL LEVEL 120/277V WALL SWITCH SENSOR, IVORY | 080083503513 | 0.383 | 50 | 1920 | |
| OSW-P-0451-DMV-W | PIR DUAL LEVEL 120/277V WALL SWITCH SENSOR, WHITE | 080083503490 | 0.401 | 50 | 2400 | |

Ultrasonic - Occupancy



Ultrasonic Single Level 120/277V Occupancy Sensor Switch

| | | | | | | |
|-----------------|--|--------------|-------|----|------|--|
| OSW-U-0721-MV-V | ULTRASONIC SINGLE LEVEL 120/277V WALL SWITCH SENSOR, IVORY | 080083503339 | 0.308 | 48 | 1920 | |
| OSW-U-0721-MV-W | ULTRASONIC SINGLE LEVEL 120/277V WALL SWITCH SENSOR, WHITE | 080083503315 | 0.324 | 50 | 2250 | |

Dual Technology - Occupancy



Dual Technology Single Level 120/277V Occupancy Sensor Switch

| | | | | | | |
|------------------|---|--------------|-------|----|------|---|
| OSW-DT-0601-MV-V | DUAL TECH SINGLE LEVEL 120/277V WALL SWITCH SENSOR, IVORY | 080083504466 | 0.304 | 10 | 1680 | ★ |
| OSW-DT-0601-MV-W | DUAL TECH SINGLE LEVEL 120/277V WALL SWITCH SENSOR, WHITE | 080083504473 | 0.299 | 10 | 1680 | ★ |


★ Indicates ARRA Eligible Product Ⓢ Indicates EISA Compliant Pulse Start Products  Indicates MarketPro Product


Please reference the Cooper Lighting Stock Guide Terms and Conditions page. Pictures are a representation of product categories and may not illustrate the exact skus listed. Product information is subject to change without notice. Consult factory representative for additional information and inventory details. Visit www.cooperlighting.com for more product information.

| CATALOG NUMBER | DESCRIPTION | UPC CODE | WEIGHT | CASE QTY | PALLET QTY | IL | CA | NJ | TX | GA |
|----------------|-------------|----------|--------|----------|------------|----|----|----|----|----|
|----------------|-------------|----------|--------|----------|------------|----|----|----|----|----|


Wall Switch Occupancy and Vacancy Sensor - 120/277V Tier Two

PIR - Occupancy

|  | | PIR Single Level 120/277V Occupancy Sensor Switch | | | | | | | | | |
|--|---|--|-------|----|------|--|---|--|--|--|---|
| ONW-P-1001-MV-G | NEOSWITCH PIR SINGLE LEVEL 120/277V WALL SWITCH SENSOR, GRAY | 080083523894 | 0.508 | 1 | 8 | | • | | | | • |
| ONW-P-1001-MV-W | NEOSWITCH PIR SINGLE LEVEL 120/277V WALL SWITCH SENSOR, WHITE | 080083523863 | 0.546 | 10 | 1200 | | • | | | | • |
| ONW-P-1001-MV-V | NEOSWITCH PIR SINGLE LEVEL 120/277V WALL SWITCH SENSOR, IVORY | 080083523870 | 0.538 | 10 | 1350 | | • | | | | • |


|  | | PIR Dual Level 120/277V Occupancy Sensor Switch | | | | | | | | | |
|--|---|--|-------|----|------|--|---|--|--|--|---|
| ONW-P-1001-DMV-V | NEOSWITCH PIR DUAL RELAY 120/277V WALL SWITCH SENSOR, IVORY | 080083524020 | 0.618 | 10 | 100 | | • | | | | • |
| ONW-P-1001-DMV-W | NEOSWITCH PIR DUAL RELAY 120/277V WALL SWITCH SENSOR, WHITE | 080083524013 | 0.54 | 10 | 1050 | | • | | | | • |

PIR - Vacancy

|  | | PIR Single Level 120/277V Vacancy Sensor Switch | | | | | | | | | |
|--|--|--|-------|---|------|--|---|--|--|--|--|
| VNW-P-1001-MV-W | NEOSWITCH VACANCY PIR - WHITE | 080083644384 | 0.484 | 1 | 2000 | | • | | | | |
| VNLW-P-1001-MV-N-W | NEOSWITCH WITH NIGHTLIGHT VACANCY PIR SINGLE LEVEL, WITH NEUTRAL, 120/277V WALL SWITCH SENSOR, WHITE | 080083626311 | 0.486 | 0 | 700 | | • | | | | |



Dual Technology - Occupancy

|  | | Dual Technology Single Level 120/277V Occupancy Sensor Switch | | | | | | | | | |
|--|---|--|-------|----|------|--|---|---|---|--|---|
| ONW-D-1001-MV-B | NEOSWITCH DUAL TECH SINGLE LEVEL, NO NEUTRAL, 120/277V WALL SWITCH SENSOR, BLACK | 080083524747 | 0.464 | 1 | 4 | | • | | | | |
| ONW-D-1001-MV-G | NEOSWITCH DUAL TECH SINGLE LEVEL, NO NEUTRAL, 120/277V WALL SWITCH SENSOR, GRAY | 080083524730 | 0.493 | 10 | 1050 | | • | | | | • |
| ONW-D-1001-MV-LA | NEOSWITCH DUAL TECH SINGLE LEVEL, NO NEUTRAL, 120/277V WALL SWITCH SENSOR, LIGHT ALMOND | 080083524723 | 0.458 | 1 | 300 | | • | | | | |
| ONW-D-1001-MV-N-G | NEOSWITCH DUAL TECH SINGLE LEVEL, 120/277V WALL SWITCH SENSOR, GRAY | 080083524624 | 0.508 | 10 | 1200 | | • | | | | • |
| ONW-D-1001-MV-N-LA | NEOSWITCH DUAL TECH SINGLE LEVEL, 120/277V WALL SWITCH SENSOR, LIGHT ALMOND | 080083524617 | 0.464 | 10 | 10 | | • | | | | |
| ONW-D-1001-MV-N-V | NEOSWITCH DUAL TECH SINGLE LEVEL, 120/277V WALL SWITCH SENSOR, IVORY | 080083524600 | 0.44 | 1 | 1620 | | • | | | | • |
| ONW-D-1001-MV-V | NEOSWITCH DUAL TECH SINGLE LEVEL, NO NEUTRAL, 120/277V WALL SWITCH SENSOR, IVORY | 080083524716 | 0.51 | 10 | 1350 | | • | • | | | • |
| ONW-D-1001-MV-W | NEOSWITCH DUAL TECH SINGLE LEVEL, NO NEUTRAL, 120/277V WALL SWITCH SENSOR, WHITE | 080083524709 | 0.517 | 10 | 30 | | • | • | | | • |
| ONW-D-1001-SP-W | NEOSWITCH DUAL TECH LOW VOLTAGE WHITE | 080083560929 | 0.45 | 10 | 900 | | • | | | | |
| ONW-D-1001-MV-N-W | NEOSWITCH DUAL TECH SINGLE LEVEL, 120/277V WALL SWITCH SENSOR, WHITE | 080083524594 | 0.48 | 10 | 1050 | | • | • | • | | • |

|  | | Dual Technology Dual Level 120/277V Occupancy Sensor Switch | | | | | | | | | |
|--|---|--|-------|----|------|--|---|---|--|--|---|
| ONW-D-1001-DMV-G | NEOSWITCH DUAL TECH DUAL RELAY, NO NEUTRAL, 120/277V WALL SWITCH SENSOR, GRAY | 080083524785 | 0.496 | 1 | 20 | | • | | | | |
| ONW-D-1001-DMV-LA | NEOSWITCH DUAL TECH DUAL RELAY, NO NEUTRAL, 120/277V WALL SWITCH SENSOR, LIGHT ALMOND | 080083524778 | 0.494 | 1 | 8 | | • | | | | |
| ONW-D-1001-DMV-N-G | NEOSWITCH DUAL TECH DUAL RELAY, 120/277V WALL SWITCH SENSOR, GRAY | 080083524686 | 0.5 | 1 | 1 | | • | | | | |
| ONW-D-1001-DMV-N-V | NEOSWITCH DUAL TECH DUAL RELAY, 120/277V WALL SWITCH SENSOR, IVORY | 080083524662 | 0.563 | 1 | 2000 | | • | | | | • |
| ONW-D-1001-DMV-N-W | NEOSWITCH DUAL TECH DUAL RELAY, 120/277V WALL SWITCH SENSOR, WHITE | 080083524655 | 0.54 | 10 | 1050 | | • | • | | | • |
| ONW-D-1001-DMV-W | NEOSWITCH DUAL TECH DUAL RELAY, NO NEUTRAL, 120/277V WALL SWITCH SENSOR, WHITE | 080083524754 | 0.546 | 10 | 1350 | | • | • | | | • |
| ONW-D-1001-DMV-V | NEOSWITCH DUAL TECH DUAL RELAY, NO NEUTRAL, 120/277V WALL SWITCH SENSOR, IVORY | 080083524761 | 0.52 | 10 | 1050 | | • | | | | • |

★ Indicates ARRA Eligible Product Ⓢ Indicates EISA Compliant Pulse Start Products  Indicates MarketPro Product







Please reference the Cooper Lighting Stock Guide Terms and Conditions page. Pictures are a representation of product categories and may not illustrate the exact skus listed. Product information is subject to change without notice. Consult factory representative for additional information and inventory details. Visit www.cooperlighting.com for more product information.

| CATALOG NUMBER | DESCRIPTION | UPC CODE | WEIGHT | CASE QTY | PALLET QTY | IL | CA | NJ | TX | GA |
|--|--|--------------|--------|----------|------------|----|----|----|----|----|
| Dual Technology - Vacancy | | | | | | | | | | |
|  | Dual Technology Single Level 120/277V Vacancy Sensor Switch | | | | | | | | | |
| VNW-D-1001-MV-N-W | NEOSWITCH VACANCY DUAL TECH SINGLE LEVEL, WITH NEUTRAL, 120/277V WALL SWITCH SENSOR, WHITE | 080083644483 | 0.484 | 10 | 600 | | • | | | |
| VNW-D-1001-MV-W | NEOSWITCH VACANCY DUAL TECH SINGLE LEVEL, NO NEUTRAL, 120/277V WALL SWITCH SENSOR, WHITE | 080083644438 | 0.45 | 10 | 1350 | | • | • | | |
|  | Dual Technology Dual Level 120/277V Vacancy Sensor Switch | | | | | | | | | |
| VNW-D-1001-DMV-W | NEOSWITCH VACANCY DUAL TECH DUAL LEVEL, NO NEUTRAL, 120/277V WALL SWITCH SENSOR, WHITE | 080083652068 | 0.484 | 1 | 1 | | • | • | | |

Occupancy and Vacancy Sensors - Ceiling Mount

Line Voltage - Occupancy

| | | | | | | | | | | |
|---|--|--------------|-------|----|-----|--|---|---|---|---|
|  | PIR | | | | | | | | | |
| OAC-P-0500-DMV | MICROSET CEILING SENSOR W/ DAYLIGHT SENSOR, PASSIVE INFRARED, DUAL RELAY, 360 DEGREE, 500 SQUARE FEET, 120 TO 347 VAC, 50/60 HZ | 080083579396 | 0.01 | 10 | 0 | | • | | | |
| OAC-P-0500-MV | MICROSET CEILING SENSOR W/DAYLIGHT SENSOR, PASSIVE INFRARED, 360 DEGREE, 500 SQUARE FEET, 120 TO 347 VAC, 50/60 HZ | 080083579389 | 0.01 | 1 | 770 | | • | | | |
| OAC-P-1500-DMV | MICROSET CEILING SENSOR W/ DAYLIGHT SENSOR, PASSIVE INFRARED, DUAL RELAY, 360 DEGREE, 1500 SQUARE FEET, 120 TO 347 VAC, 50/60 HZ | 080083608607 | 0.01 | 1 | 770 | | • | | | |
| OAC-P-1500-MV | MICROSET CEILING SENSOR W/DAYLIGHT SENSOR, PASSIVE INFRARED, 360 DEGREE, 1500 SQUARE FEET, 120 TO 347 VAC, 50/60 HZ | 080083579402 | 0.64 | 10 | 630 | | • | | | • |
|  | Dual Technology | | | | | | | | | |
| OAC-DT-2000-DMV | MICROSET CEILING SENSOR W/ DAYLIGHT SENSOR, DUAL TECHNOLOGY, DUAL RELAY, 360 DEGREE, 2000 SQUARE FEET, 120 TO 347 VAC, 50/60 HZ | 080083579433 | 0.01 | 1 | 24 | | • | | | |
| OAC-DT-2000-MV | MICROSET CEILING SENSOR W/DAYLIGHT SENSOR, DUAL TECHNOLOGY, 360 DEGREE, 2000 SQUARE FEET, 120 TO 347 VAC, 50/60 HZ | 080083579426 | 0.6 | 10 | 630 | | • | • | | •  |
| OAC-DT-2000 | MICROSET CEILING SENSOR, DUAL TECHNOLOGY (PASSIVE INFRARED AND ULTRASONIC), 32 KHZ, 360 DEGREE, 2000 SQUARE FEET, 10-30 VDC, CLASS 2 | 080083579266 | 0.619 | 10 | 770 | | • | • | • | •  |

| CATALOG NUMBER | DESCRIPTION | UPC CODE | WEIGHT | CASE QTY | PALLET QTY | IL | CA | NJ | TX | GA |
|--|-----------------|--|--------------|----------|------------|-----|----|----|----|----|
| Low Voltage - Occupancy | | | | | | | | | | |
| PIR | | | | | | | | | | |
|  | OAC-P-0500 | MICROSET CEILING SENSOR, PASSIVE INFRARED, 360 DEGREE, 500 SQUARE FEET, 10-30 VDC, CLASS 2 | 080083579129 | 0.653 | 10 | 770 | • | | | • |
| | OAC-P-0500-R | MICROSET CEILING SENSOR W/BAS AND DAYLIGHT SENSOR, PASSIVE INFRARED, 360 DEGREE, 500 SQUARE FEET, 10-30 VDC, CLASS 2 | 080083702008 | 0.01 | 10 | 770 | • | | | |
| | OAC-P-1500 | MICROSET CEILING SENSOR, PASSIVE INFRARED, 360 DEGREE, 1500 SQUARE FEET, 10-30 VDC, CLASS 2 | 080083579143 | 0.45 | 10 | 770 | • | | | |
| | OAC-P-1500-R | MICROSET CEILING SENSOR W/BAS AND DAYLIGHT SENSOR, PASSIVE INFRARED, 360 DEGREE, 1500 SQUARE FEET, 10-30 VDC, CLASS 2 | 080083579150 | 5.95 | 10 | 770 | • | | | |
| Dual Technology | | | | | | | | | | |
|  | OAC-DT-0501 | MICROSET CEILING SENSOR, DUAL TECHNOLOGY (PASSIVE INFRARED AND ULTRASONIC), 40 KHZ, 180 DEGREE, 500 SQUARE FEET, 10-30 VDC, CLASS 2 | 080083579228 | 0.45 | 10 | 770 | • | | | |
| | OAC-DT-0501-R | MICROSET CEILING SENSOR, W/BAS AND DAYLIGHT SENSOR, DUAL TECHNOLOGY (PASSIVE INFRARED AND ULTRASONIC), 40 KHZ, 180 DEGREE, 500 SQUARE FEET, 10-30 VDC, CLASS 2 | 080083702053 | 0.01 | 10 | 770 | • | | | |
| | OAC-DT-1000 | MICROSET CEILING SENSOR, DUAL TECHNOLOGY (PASSIVE INFRARED AND ULTRASONIC), 32 KHZ, 360 DEGREE, 1000 SQUARE FEET, 10-30 VDC, CLASS 2 | 080083579242 | 0.55 | 10 | 540 | • | • | | • |
| | OAC-DT-1000-R | MICROSET CEILING SENSOR W/BAS AND DAYLIGHT SENSOR, DUAL TECHNOLOGY (PASSIVE INFRARED AND ULTRASONIC), 32 KHZ, 360 DEGREE, 1000 SQUARE FEET, 10-30 VDC, CLASS 2 | 080083702060 | 0.55 | 10 | 630 | • | • | | • |
| | OAC-DT-2000-R | MICROSET CEILING SENSOR W/BAS AND DAYLIGHT SENSOR, DUAL TECHNOLOGY (PASSIVE INFRARED AND ULTRASONIC), 32 KHZ, 360 DEGREE, 2000 SQUARE FEET, 10-30 VDC, CLASS 2 | 080083702077 | 0.6 | 10 | 770 | • | • | • | • |
| Low Voltage - Vacancy | | | | | | | | | | |
| Ultrasonic | | | | | | | | | | |
|  | VAC-U-1000-R | CEILING VACANCY US W/BAS - 1000 SQ FT | 080083605835 | 0.01 | 0 | 600 | • | | | |
| Dual Technology | | | | | | | | | | |
|  | VAC-DT-0501-R | MICROSET VACANCY CEILING SENSOR, W/BAS AND DAYLIGHT SENSOR, DUAL TECHNOLOGY (PASSIVE INFRARED AND ULTRASONIC), 40 KHZ, 180 DEGREE, 500 SQUARE FEET, 10-30 VDC, CLASS 2 | 080083702138 | 0.01 | 10 | 0 | • | | | |
| | VAC-DT-2000-R | MICROSET VACANCY CEILING SENSOR W/BAS AND DAYLIGHT SENSOR, DUAL TECHNOLOGY (PASSIVE INFRARED AND ULTRASONIC), 32 KHZ, 360 DEGREE, 2000 SQUARE FEET, 10-30 VDC, CLASS 2 | 080083702152 | 0.01 | 10 | 600 | • | • | | |
| Occupancy and Vacancy Sensors - Wall/Corner Mount | | | | | | | | | | |
| PIR | | | | | | | | | | |
|  | OAWC-P-009L-H | PIR WALL/CORNER SENSOR, 90 LINEAR | 080083577873 | 0.79 | 1 | 576 | • | | | |
| | OAWC-P-009L-H-R | PIR WALL/CORNER SENSOR, 90 LINEAR, W/BAS RELAY AND DAYLIGHT SENSOR | 080083577880 | 0.814 | 1 | 576 | • | | | |
| | OAWC-P-120W | PIR WALL/CORNER SENSOR, WIDE ANGLE 120 DEGREE | 080083577668 | 0.792 | 1 | 360 | • | | | |
| | OAWC-P-120W-R | PIR WALL/CORNER SENSOR, WIDE ANGLE 120 DEGREE, W/BAS RELAY AND DAYLIGHT SENSOR | 080083626304 | 0.818 | 2 | 360 | • | | | |
| Dual Technology | | | | | | | | | | |
|  | OAWC-DT-120W | DUAL TECH WALL/CORNER SENSOR, WIDE ANGLE 120 DEGREE | 080083579563 | 0.913 | 10 | 720 | • | | | • |
| | OAWC-DT-120W-R | DUAL TECH WALL/CORNER SENSOR, WIDE ANGLE 120 DEGREE, W/BAS RELAY AND DAYLIGHT SENSOR | 080083579570 | 0.958 | 1 | 80 | • | | | |

★ Indicates ARRA Eligible Product Ⓢ Indicates EISA Compliant Pulse Start Products  Indicates MarketPro Product

Please reference the Cooper Lighting Stock Guide Terms and Conditions page. Pictures are a representation of product categories and may not illustrate the exact skus listed. Product information is subject to change without notice. Consult factory representative for additional information and inventory details. Visit www.cooperlighting.com for more product information.

ARRA

Cooper Lighting is uniquely positioned to help customers take advantage of the vast opportunities brought forth by the passing of the American Recovery and Reinvestment Act (ARRA)



The American Recovery and Reinvestment Act

On February 17, 2009 Congress passed the final version of the financial stimulus legislation "American Recovery and Reinvestment Act," also called ARRA. ARRA contains a strong "Buy American" provision to ensure the support of domestic companies and domestic workers.

Elements of the Act

- Revive the renewable energy industry and provide the capital over the next three years to eventually double domestic renewable energy capacity.
- Enact the largest increase in funding of our nation's roads, bridges, and mass transit systems since the creation of the national highway system in the 1950s.
- Invest \$4.5B on Energy Delivery and Reliability, and \$16.8B on Energy Efficiency.

We have added an additional column to the Cooper Lighting stock guide so that you will be able to easily identify products in our inventory that meet ARRA requirements.

Look for the ★

This guide only represents a small portion of the products Cooper Lighting has to offer. If you have any questions or need additional information on these or other products that are to be used on ARRA Stimulus, or government projects please contact one of our customer service experts and they will give you detailed information to ensure the product qualifies for the specific project.

ARRA identified items in this guide are for informational purposes only and represent products that Cooper has initially determined to be eligible under the Buy American provision (section 1605) of the American Recovery and Reinvestment Act (ARRA) for federally-funded ARRA projects. Cooper Lighting will provide an appropriate certification upon request after reviewing eligibility requirements and funding sources of a specific project.

As noted in this guide, the products were produced in the United States, in a Free Trade Agreement (FTA) country, a Least Developed Country (LDC), or in a World Trade Agreement Government Procurements Agreement (WTO GPA) country. If produced in an FTA country, LDC, or WTO GPA country, Cooper Lighting understands that the project must meet the applicable contract thresholds in order for the goods to be eligible for ARRA funding. Cooper Lighting has not sought nor has it received any waiver of the ARRA Buy American provision.

This guide does not provide country of origin or certification that any listed products satisfy the requirements of any applicable free trade agreements.

Remember, The Buy American Indicator ★ is for Stock Guide items ONLY. For all other products, please contact your Customer Service Representative.



For additional information on ARRA and Stimulus visit www.cooperindustries.com/stimulusrecovery/index.cfm

Cooper Lighting, L.L.C.

Terms and Conditions

1. Applicable Terms and Conditions

(a) These terms and conditions of sale establish the rights, obligations, and remedies of Buyer and Seller that apply to any order issued by Buyer for the purchase of Seller's products and/or services ("Products"). No additional or different terms or conditions, whether contained in Buyer's purchase order form or in any other document or communication pertaining to Buyer's order, will be binding on Seller unless accepted in writing by an authorized representative of Seller. Seller expressly objects to and rejects any additional or different terms and conditions, which shall be ineffective.

(b) If Seller's order acknowledgement, invoice, other document, or electronic transmittal including or attaching these terms and conditions is found to be an acceptance of an offer, acceptance is expressly made conditional upon Buyer's assent solely to these terms and conditions, and acceptance of any part of Products delivered by Seller shall be deemed to constitute such assent by Buyer. If the order acknowledgement, invoice, other document, or electronic transmittal including or attaching these terms and conditions constitutes an offer, Buyer's acceptance of the offer is hereby limited to the terms of the offer.

2. Price, Payment Terms, and Title

(a) All prices represent those in effect at the time of quotation and are subject to change without notice. Unless prices are bid or quoted as "firm," Seller reserves the right to invoice at prices in effect at the date of shipment, regardless of any prior bid and whether notice was received by Buyer. Prices are stated in United States dollars unless otherwise indicated, are exclusive of shipping, handling, shipping insurance, duties, and sales, use, excise or similar taxes. Export packaging or any other special handling requested by Buyer will be at Buyer's expense. A service charge of \$25 will be assessed for any order less than \$100.

(b) Buyer acknowledges that the pricing of the Products has been set based on the agreed allocation of risks contained in these terms and conditions. If, notwithstanding the provisions of these terms and conditions, a court of competent jurisdiction determines that Buyer's terms and conditions apply to an order, then Seller shall have the right to either (i) modify the prices (including retroactively) according to the additional level of risk and responsibility that Buyer's terms and conditions require Seller to undertake; or (ii) cancel the order any time after such a determination without liability for the termination other than for the Products already delivered on these terms and conditions.

(c) Unless different credit terms have been extended to Buyer in writing by Seller, payment terms are net 30 days after delivery or date of invoice, whichever first occurs, in the currency invoiced. Seller reserves the right to modify or withdraw credit terms at any time without notice. If Buyer fails to fulfill the terms of payment, Seller may defer further shipments to Buyer or, at its option, cancel the unshipped portions of Buyer's orders. Buyer agrees to pay interest on all past due invoices at the lesser of 18% per annum, compounded monthly, or the highest contractual rate allowable under the law.

(d) Until full payment of all obligations of the Buyer for an order, Seller reserves the title (but not the risk of loss) to all Products furnished under that order. If the Buyer defaults in payment or performance or becomes subject to insolvency, receivership or bankruptcy proceedings or makes an assignment for the benefit of creditors, or without the consent of Seller voluntarily or involuntarily sells, transfers, leases or permits any lien or attachment on the Products, Seller may treat all amounts then or hereafter owing by Buyer to be immediately due and payable and Seller at its election may repossess Products for which Buyer has not paid in full. In the event of repossession of Products under this section, Buyer agrees that Seller may enter the premises where the Products may be located and remove them without notice and without being liable to Buyer for such repossession. Buyer will not set off invoiced amounts or any portion thereof against sums that are due or may become due from Seller, its parents, affiliates, or subsidiaries. Buyer grants Seller a security interest in all Products for which title has passed (including all after-acquired Products) that Seller sells Buyer and all proceeds of Products (including but not limited to all products in which Products are incorporated and any funds and products that Buyer receives in exchange for Products). Buyer consents to Seller's execution of any documents to evidence and perfect this security interest, and agrees to execute the same if requested by Seller.

3. Delivery and Risk of Loss

(a) Unless otherwise agreed in writing, all deliveries of Products will be EXW (Incoterms 2000) Seller's facility. Products will be packed in Seller's standard commercial shipping packages. Charges for shipping may not reflect net transportation costs paid by Seller. Buyer shall reimburse Seller for all costs of storage and handling incurred by Seller after the date that Seller is prepared to make shipment.

(b) Delivery and shipping dates are approximate and represent Seller's best estimate of the time required to make delivery or shipment. Time is not of the essence with respect to the transactions covered by these terms and conditions, except with respect to Buyer's obligation to make all related payments. Seller's obligations under these terms and conditions will be dependent upon Seller's ability to obtain necessary raw materials and components. Seller shall have the right to make partial deliveries and to ship up to forty (40) days in advance of shipping date.

4. Acceptance

Acceptance shall occur, if not before, when Buyer fails to reject within ten (10) days after delivery of the Products. Buyer may rightfully reject only when a reasonable inspection shows that the Products fail to conform substantially to the specifications for the Products. Buyer waives any right to revoke acceptance. Buyer's remedies for any nonconformity detected after acceptance are limited to those expressly provided in these terms and conditions for breach of warranty.

5. Limited Warranty

(a) Seller warrants to each original Buyer of Products that Products are, at the time of delivery to the Buyer, in good working order and conform to Seller's official published specifications, provided that no warranty is made with respect to any Products, ballasts, lamps, component parts, or accessories manufactured by others but supplied by Seller.

(b) Seller's obligation under this warranty for any Product proved not to be as warranted within the applicable warranty period is limited to, at its option, replacing the Product, refunding the purchase price of the Product, or using reasonable efforts to repair the Product during normal business hours at an authorized service facility of Seller. All costs of transportation of any Product claimed not to be as warranted and of any repaired or replacement Product to or from such service facility shall be borne by Buyer.

(c) Seller may require the return of any Product claimed not to be as warranted to one of its facilities as designated by Seller, transportation prepaid by Buyer, to establish a claim under this warranty. The cost of labor for removing a Product and for installing a repaired or replacement Product shall be borne by Buyer. Replacement parts provided under the terms of this warranty are warranted for the remainder of the warranty period of the Products in which they are installed to the same extent as if such parts were original components. Warranty services provided under these terms and conditions do not assure uninterrupted operations of Products; Seller shall not be liable for damages caused by any delays involving warranty service.

(d) The warranty period for Products is twelve (12) months from the date of shipment unless otherwise agreed by Seller in writing.

(e) EXCEPT FOR THE EXPRESS WARRANTY SET FORTH ABOVE, SELLER PROVIDES PRODUCTS AS-IS AND MAKES NO OTHER REPRESENTATIONS OR WARRANTIES, EXPRESS OR IMPLIED, STATUTORY OR OTHERWISE, REGARDING THE PRODUCTS, THEIR FITNESS FOR ANY PARTICULAR PURPOSE, THEIR MERCHANTABILITY, THEIR QUALITY, THEIR NONINFRINGEMENT, OR OTHERWISE. IN NO EVENT SHALL SELLER BE LIABLE FOR THE COST OF PROCUREMENT OR INSTALLATION OF SUBSTITUTE GOODS. THIS WARRANTY SPECIFICALLY EXCLUDES POLE FAILURE RESULTING FROM A THIRD-PARTY ACT OR OMISSION, MISUSE, UNANTICIPATED USE, FATIGUE, FAILURE, OR SIMILAR PHENOMENA RESULTING FROM INDUCED VIBRATION, HARMONIC OSCILLATION, OR RESONANCE FROM AIR CURRENT MOVEMENT AROUND THE PRODUCT. THIS WARRANTY SPECIFICALLY EXCLUDES POLES INSTALLED WITHOUT THE LUMINAIRES OR WITH UNAPPROVED DEVICES SUCH AS BANNERS, PENNANTS, CAMERAS, OR SIGNS, FOR WHICH THE POLE WAS NOT DESIGNED. USE OF SUCH ACCESSORIES MAY RESULT IN INJURY, DEATH OR PROPERTY DAMAGE. THIS WARRANTY SPECIFICALLY EXCLUDES POLES USING PRE-EXISTING ANCHORAGES, ANCHOR BOLTS, OR BOLT ADAPTERS NOT SUPPLIED BY COOPER LIGHTING. IT ALSO EXCLUDES ISSUES RELATED TO FOUNDATION OR SOIL CONDITIONS AT THE INSTALLATION SITE.

6. LIMITATION OF LIABILITY

IN NO EVENT WILL SELLER BE LIABLE FOR ANY SPECIAL DAMAGES, CONSEQUENTIAL DAMAGES, INDIRECT DAMAGES, INCIDENTAL DAMAGES, STATUTORY DAMAGES, EXEMPLARY OR PUNITIVE DAMAGES, LOSS OF PROFITS, LOSS OF REVENUE, LIQUIDATED DAMAGES, OR LOSS OF USE, EVEN IF INFORMED OF THE POSSIBILITY OF SUCH DAMAGES. SELLER'S LIABILITY FOR DAMAGES ARISING OUT OF OR RELATED TO A PRODUCT SHALL IN NO CASE EXCEED THE PURCHASE PRICE OF THE PRODUCT FROM WHICH THE CLAIM ARISES. TO THE EXTENT PERMITTED BY APPLICABLE LAW, THESE LIMITATIONS AND EXCLUSIONS WILL APPLY WHETHER SELLER'S LIABILITY ARISES OR RESULTS FROM BREACH OF CONTRACT, BREACH OF WARRANTY, TORT (INCLUDING BUT NOT LIMITED TO NEGLIGENCE, GROSS NEGLIGENCE, MALICE, OR INTENTIONAL CONDUCT), STRICT LIABILITY, BY OPERATION OF LAW, OR OTHERWISE.

7. Cancellation and Return of Products

Orders shall not be subject to cancellation or modification either in whole or in part without Seller's written consent and then only with terms that will reimburse Seller for all reasonable termination charges, including all progress billings and all incurred direct manufacturing costs. Seller's written consent must be given in advance of Buyer's return of Products for credit. Seller reserves the right to cancel any sale of Products without liability to Buyer (except for refund of monies already paid), if the manufacture or sale of the goods is or becomes technically or economically impractical.

8. Force Majeure

Seller shall not be liable for any failure to perform or delay in performing its obligations resulting directly or indirectly from or contributed to by any acts of God, acts of Buyer or those under Buyer's control, acts of government or other civil or military authorities, priorities, strikes, or other labor disputes, fires, accidents, floods, epidemics, war, riot, embargoes, delays in transportation, lack of or inability to obtain raw materials, components, labor, fuel or supplies, or other circumstances beyond Seller's reasonable control ("Force Majeure Event"). If Seller elects, the time for performance shall be extended by a period of time equal to the time lost because of any delays caused by reasons of a Force Majeure Event. Should Seller be prevented from completing Buyer's order or any part thereof because of any Force Majeure Event, then Buyer agrees promptly upon request and upon receipt of invoice therefor, to pay Seller for any Product or Products then completed.

9. Work Product

"Work Product" shall include, without limitation, all designs, discoveries, creations, works, devices, masks, models, work in progress, service deliverables, inventions, products, special tooling, computer programs, procedures, improvements, developments, drawings, notes, documents, business processes, information and materials made, conceived or developed by Seller alone or with others that result from or relate to the Products. All Work Product shall at all times be and remain the sole and exclusive property of Seller. Buyer hereby agrees to irrevocably assign and transfer to Seller and does hereby assign and transfer to Seller all of its worldwide right, title and interest in and to the Work Product including all associated intellectual property rights. Buyer hereby waives any and all moral and other rights in any Work Product or any other intellectual property created, developed or acquired in respect of the Products. Seller will have the sole right to determine the treatment of any Work Product, including the right to keep it as trade secret, execute and file patent applications on it, to use and disclose it without prior patent application, to file registrations for copyright or trademark in its own name or to follow any other procedure that Seller deems appropriate. All tools and equipment supplied by Buyer to Seller shall remain the sole property of Seller.

10. Confidentiality

(a) Buyer may acquire knowledge of Seller Confidential Information (as defined below) in connection with Products and/or its performance hereunder and agrees to keep Seller Confidential Information in confidence during and following termination or expiration of this Agreement. "Seller Confidential Information" includes but is not limited to all information, whether written or oral, in any form, including, without limitation, information relating to the research, development, products, methods of manufacture, trade secrets, business plans, customers, vendors, finances, personnel data, Work Product, and other material or information considered proprietary by Seller relating to the current or anticipated business or affairs of Seller that is disclosed directly or indirectly to Buyer. In addition, Seller Confidential Information means any third party's proprietary or confidential information disclosed to Buyer in the course of providing Products to Buyer.

(b) Buyer agrees not to copy, alter or directly or indirectly disclose any Seller Confidential Information. Additionally, Buyer agrees to limit its internal distribution of Seller Confidential Information to Buyer's employees who have a need to know, and to take steps to ensure that the dissemination is so limited. In no event will Buyer use less than the degree of care and means that it uses to protect its own information of like kind, but in any event not less than reasonable care to prevent the unauthorized use of Seller Confidential Information. Buyer may disclose Seller Confidential Information that is required to be disclosed pursuant to a requirement of a government agency or law but only after Buyer provides prompt notice to Seller of such requirement and gives Seller the opportunity to challenge or limit the scope of the disclosure.

(c) Buyer further agrees not to use Seller Confidential Information except in the course of performing hereunder and will not use such Seller Confidential Information for its own benefit or for the benefit of any third party. All Seller Confidential Information is and shall remain the property of Seller. Upon Seller's written request, Buyer shall return, transfer or assign to Seller all Seller Confidential Information, including all Work Product, and all copies containing Seller Confidential Information.

11. Patent Indemnity

In the event any Product is made in accordance with drawings, samples or manufacturing specifications designated by Buyer, Buyer agrees to indemnify, defend and hold Seller harmless from any and all damages, costs and expenses (including attorney's fees) relating to any claim arising from or relating to the design, distribution, manufacture, marketing, sale, or use of the Product or arising from or relating to a claim that such Product furnished to Buyer by Seller, or the use thereof, infringes any claim of any patent, foreign or domestic, and Buyer agrees at its own expense to undertake the defense of any suit against Seller brought upon such claim or claims.

12. Changes in Product Design or Manufacture

Seller shall have the right to change, discontinue or modify the design and construction of any of its products and to substitute material equal to or superior to that originally specified.

13. Software License

Software, if included with a Product, is hereby licensed and not sold. The license is nonexclusive, and is limited to use with the Product with which it is included. No other use is permitted and Seller retains for itself (or, if applicable, its suppliers) all title and ownership to any software delivered hereunder, all of which contains confidential and proprietary information and which ownership includes without limitation all rights in patents, copyrights, trademarks and trade secrets. Buyer shall not attempt any sale, transfer, sublicense, reverse compilation or disassembly (save to the extent expressly permitted by law) or redistribution of the software. Buyer shall not copy, disclose or display any such software, or otherwise make it available to others.

14. Compliance with Laws

Buyer shall comply with all laws and regulations applicable to Products, including but not limited to all applicable import and export laws and regulations. Buyer and Buyer's Agent shall provide all information requested by Seller relating to Seller's voluntary or mandatory compliance with any law or regulation, and Buyer shall indemnify Seller for any losses incurred by Seller arising from Buyer's or Buyer's Agent's failure to provide the information requested by Seller.

15. Waiver

No waiver of any provision of these terms and conditions (or any right or default hereunder) shall be effective unless in writing and signed by an authorized representative Seller. Any such waiver shall be effective only for the instance given, and shall not operate as a waiver with respect to any other rights or obligations under these terms and conditions or applicable law in connection with any other instances or circumstances.

16. Language

The parties have expressly required that these terms and conditions be prepared in the English language. *Les parties aux présentes ont expressément exigé que les présents termes et les bons de commandes émis aux termes des présentes soient rédigés en langue Anglaise.*

17. Choice of Law and Dispute Resolution

Except as set forth below, these terms and conditions shall be governed by and construed in accordance with the laws of the State of Texas, without reference to its choice of law rules. If both Seller and Buyer are incorporated under the laws of Canada or a province of Canada, these terms and conditions shall be governed by and construed in accordance with the laws of the Province of Ontario and the federal laws of Canada. If Buyer is incorporated in the United States, any claim or litigation arising out of or relating to Products shall be brought exclusively in a court of competent jurisdiction in Harris County, Texas. If Buyer is incorporated outside of the United States, any dispute will be resolved by arbitration in Houston, Texas, by three arbitrators and under the International Chamber of Commerce Rules of Arbitration. The language of the arbitration will be English. In all cases, Buyer and Seller expressly exclude from application the United Nations Convention on Contracts for the International Sale of Goods.

18. Assignment

Buyer may not assign, transfer or subcontract the performance of its services, or any of its rights and/or obligations hereunder, without Seller's prior written consent.

19. Severability

If any provision of these terms and conditions is determined to be illegal, invalid, or unenforceable, the validity and enforceability of the remaining provisions of these terms and conditions will not be affected and, in lieu of such illegal, invalid, or unenforceable provision, there will be added, as part of these terms and conditions, one or more provisions as similar in terms as may be legal, valid and enforceable under applicable law.

Eaton's Cooper Lighting Business

Headquarters
1121 Highway 74 South
Peachtree City, GA 30269
P: 770-486-4800
www.cooperlighting.com

Canada Sales

5925 McLaughlin Road
Mississauga, Ontario L5R 1B8
P: 905-501-3000
F: 905-501-3172

Our Lighting Product Brands

Halo
Halo Commercial
Portfolio
IRiS
RSA
Metalux
Corelite
Neo-Ray
Fail-Safe
MWS
Ametrix
Shaper
io
Lumark
McGraw-Edison
Invue
Lumière
Streetworks
AtLite
Sure-Lites

Our Controls Product Brands

Greengate
iLumin
Zero 88
Fifth Light Technology
iLight (International Only)