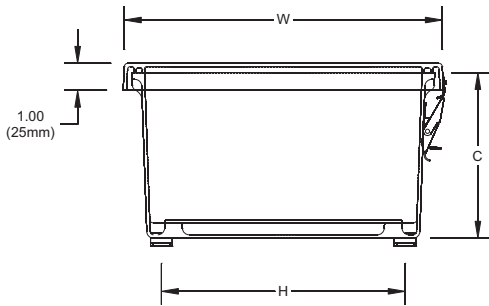


Note: Cover removed for clarity

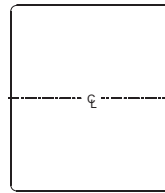
1.15 TYP
(29mm)

LATCH LOCATIONS

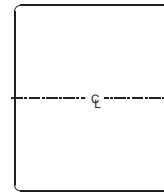


Nominal 1/8" (3mm) wall thickness

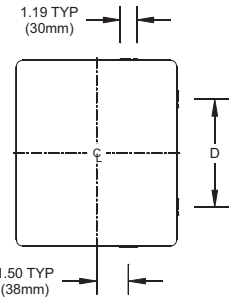
For use on
6x6x4
8x6x4
10x8x4
10x8x6



For use on
12x10x6 D=8.00 (203mm)
14x12x6 D=8.54 (217mm)
16x14x8 D=8.54 (217mm)



For use on
18x16x8 D=6.50 (165mm)
20x16x8 D=10.52 (267mm)



| Part No. | Box Size | | | Usable Depth F | Panel Boss Centers | | Foot Mount Centers | | Cover Size | |
|----------|----------------|----------------|---------------|-------------------|--------------------|----------------|--------------------|----------------|----------------|----------------|
| | A | B | C | | S | Z | H | L | U | W |
| AM664L | 6.10 155mm | 6.10 155mm | 4.18 106mm | 3.76 96mm | 4.25 108mm | 4.25 108mm | 5.01 127mm | 7.32 186mm | 7.69 195mm | 7.69 195mm |
| AM864L | 8.00 203mm | 6.13 156mm | 4.13 105mm | 3.68 93mm | 6.25 159mm | 4.25 108mm | 5.01 127mm | 9.19 233mm | 9.59 244mm | 7.71 196mm |
| AM1084L | 10.14 258mm | 8.26 210mm | 4.13 105mm | 3.68 93mm | 8.25 210mm | 6.25 159mm | 7.01 178mm | 11.19 284mm | 11.73 298mm | 9.85 250mm |
| AM1086L | 10.14 258mm | 8.26 210mm | 6.13 156mm | 5.68 144mm | 8.25 210mm | 6.25 159mm | 7.01 178mm | 11.19 284mm | 11.73 298mm | 9.85 250mm |
| AM1206L | 12.14 308mm | 10.26 261mm | 6.13 156mm | 5.68 144mm | 10.25 260mm | 8.25 210mm | 9.01 229mm | 13.19 335mm | 13.73 349mm | 11.85 301mm |
| AM1426L | 14.13 359mm | 12.26 311mm | 6.13 156mm | 5.68 144mm | 12.25 311mm | 10.25 260mm | 11.01 280mm | 15.19 386mm | 15.73 400mm | 13.85 352mm |
| AM1648L | 16.27 413mm | 14.40 366mm | 8.13 207mm | 7.68 195mm | 14.25 362mm | 12.25 311mm | 13.01 330mm | 17.19 437mm | 17.87 454mm | 15.99 406mm |
| AM1868L | 18.40 467mm | 16.40 417mm | 8.13 207mm | 7.68 195mm | 16.25 413mm | 14.25 362mm | 14.97 380mm | 19.28 490mm | 20.00 508mm | 18.00 457mm |
| AM2068L | 20.00 508mm | 16.00 406mm | 8.13 207mm | 7.68 195mm | 17.81 452mm | 13.81 351mm | 14.54 369mm | 20.84 529mm | 21.59 548mm | 17.59 447mm |

All dimensions are in inches unless otherwise noted.



Order Today: 419-636-4217, Fax: 419-636-2450, e-mail: sales@alliedmoulded.com



AM Series JIC Size Junction Boxes: Snap Latch Hinged Cover

A P P L I C A T I O N

- Designed to insulate and house electrical and electronic controls, instruments or components for indoor and outdoor applications
- Especially well suited for high temperature or corrosive environments
- Protects from dirt, dust, oil and water

S T A N D A R D S

- Construction meets NEMA/EEMAC Type 4, 4X, 12 specifications
- UL 508 listed, Type 1, 2, 3, 3R, 4, 4X, 12, 13
- CSA certified LR 89590 for use with industrial control equipment CSA Enc. 1, 2, 3, 4, 4X, 12, 13
- Compliant with RoHS directive (Restriction of Hazardous Substances)

C O N S T R U C T I O N

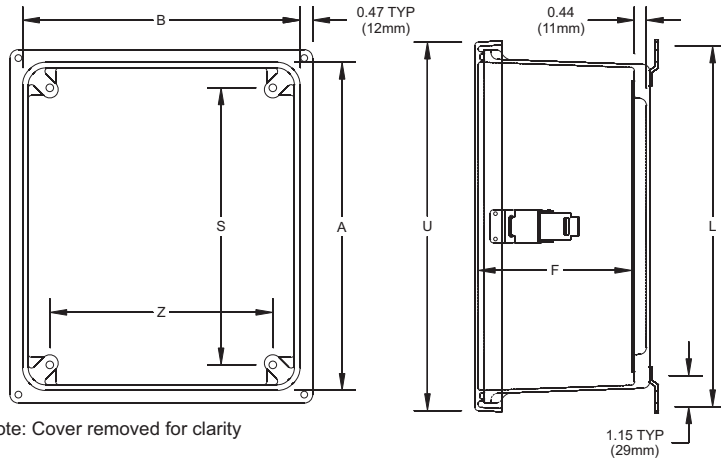
- Strong, molded Ultraguard® fiberglass reinforced polyester material construction with matching flat cover
- 304 stainless steel snap latches feature padlock hasp
- Continuous stainless steel hinge
- Gasket made of closed cell neoprene cord encased in a continuous channel
- 304 stainless steel wall mounting feet with 10-32 stainless steel screws included
- 10-32 threaded inserts are installed for optional back panel
- JIC sizing
- Ultraguard® fiberglass material is easily punched, drilled or sawed
- UV stabilized for outdoor use

A C C E S S O R I E S

- Optional back panels (See table on pages 102-103.)
- Optional thermal management products (See pages 104-105.)

M O D I F I C A T I O N S

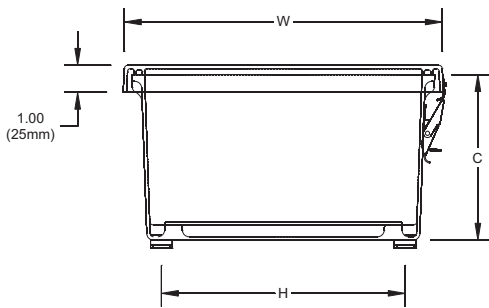
- Custom holes and cutouts
- Custom size polycarbonate viewing windows
- Molded-in color matches
- Hinge installed on short side
- EMI/RFI shielding
- Factory-supplied silk screening



Note: Cover removed for clarity

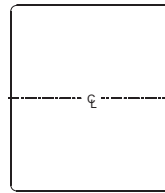
1.15 TYP
(29mm)

LATCH LOCATIONS

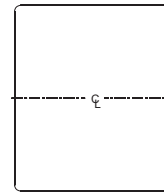


Nominal 1/8" (3mm) wall thickness

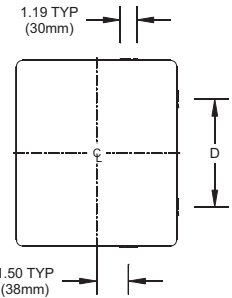
For use on
6x6x4
8x6x4
10x8x4
10x8x6



For use on
12x10x6 D=8.00 (203mm)
14x12x6 D=8.54 (217mm)
16x14x8 D=8.54 (217mm)



For use on
18x16x8 D=6.50 (165mm)
20x16x8 D=10.52 (267mm)



| Part No. | Box Size | | | Usable Depth F | Panel Boss Centers | | Foot Mount Centers | | Cover Size | |
|----------|----------------|----------------|---------------|-------------------|--------------------|----------------|--------------------|----------------|----------------|----------------|
| | A | B | C | | S | Z | H | L | U | W |
| AM664L | 6.10 155mm | 6.10 155mm | 4.18 106mm | 3.76 96mm | 4.25 108mm | 4.25 108mm | 5.01 127mm | 7.32 186mm | 7.69 195mm | 7.69 195mm |
| AM864L | 8.00 203mm | 6.13 156mm | 4.13 105mm | 3.68 93mm | 6.25 159mm | 4.25 108mm | 5.01 127mm | 9.19 233mm | 9.59 244mm | 7.71 196mm |
| AM1084L | 10.14 258mm | 8.26 210mm | 4.13 105mm | 3.68 93mm | 8.25 210mm | 6.25 159mm | 7.01 178mm | 11.19 284mm | 11.73 298mm | 9.85 250mm |
| AM1086L | 10.14 258mm | 8.26 210mm | 6.13 156mm | 5.68 144mm | 8.25 210mm | 6.25 159mm | 7.01 178mm | 11.19 284mm | 11.73 298mm | 9.85 250mm |
| AM1206L | 12.14 308mm | 10.26 261mm | 6.13 156mm | 5.68 144mm | 10.25 260mm | 8.25 210mm | 9.01 229mm | 13.19 335mm | 13.73 349mm | 11.85 301mm |
| AM1426L | 14.13 359mm | 12.26 311mm | 6.13 156mm | 5.68 144mm | 12.25 311mm | 10.25 260mm | 11.01 280mm | 15.19 386mm | 15.73 400mm | 13.85 352mm |
| AM1648L | 16.27 413mm | 14.40 366mm | 8.13 207mm | 7.68 195mm | 14.25 362mm | 12.25 311mm | 13.01 330mm | 17.19 437mm | 17.87 454mm | 15.99 406mm |
| AM1868L | 18.40 467mm | 16.40 417mm | 8.13 207mm | 7.68 195mm | 16.25 413mm | 14.25 362mm | 14.97 380mm | 19.28 490mm | 20.00 508mm | 18.00 457mm |
| AM2068L | 20.00 508mm | 16.00 406mm | 8.13 207mm | 7.68 195mm | 17.81 452mm | 13.81 351mm | 14.54 369mm | 20.84 529mm | 21.59 548mm | 17.59 447mm |

All dimensions are in inches unless otherwise noted.



Order Today: 419-636-4217, Fax: 419-636-2450, e-mail: sales@alliedmoulded.com



AM Series JIC Size Junction Boxes: Snap Latch Hinged Cover

A P P L I C A T I O N

- Designed to insulate and house electrical and electronic controls, instruments or components for indoor and outdoor applications
- Especially well suited for high temperature or corrosive environments
- Protects from dirt, dust, oil and water

S T A N D A R D S

- Construction meets NEMA/EEMAC Type 4, 4X, 12 specifications
- UL 508 listed, Type 1, 2, 3, 3R, 4, 4X, 12, 13
- CSA certified LR 89590 for use with industrial control equipment CSA Enc. 1, 2, 3, 4, 4X, 12, 13
- Compliant with RoHS directive (Restriction of Hazardous Substances)

C O N S T R U C T I O N

- Strong, molded Ultraguard® fiberglass reinforced polyester material construction with matching flat cover
- 304 stainless steel snap latches feature padlock hasp
- Continuous stainless steel hinge
- Gasket made of closed cell neoprene cord encased in a continuous channel
- 304 stainless steel wall mounting feet with 10-32 stainless steel screws included
- 10-32 threaded inserts are installed for optional back panel
- JIC sizing
- Ultraguard® fiberglass material is easily punched, drilled or sawed
- UV stabilized for outdoor use

A C C E S S O R I E S

- Optional back panels (See table on pages 102-103.)
- Optional thermal management products (See pages 104-105.)

M O D I F I C A T I O N S

- Custom holes and cutouts
- Custom size polycarbonate viewing windows
- Molded-in color matches
- Hinge installed on short side
- EMI/RFI shielding
- Factory-supplied silk screening