

COOPER LIGHTING - ALL PRO®

DESCRIPTION

APT is a T8 based lensed troffer designed for general purpose applications. Shallow, low profile housing is compatible with even highly restrictive plenums and are compatible with today's ceiling systems.

APT is a great choice for commercial offices, schools, hospitals, retail merchandising and many other applications.

Catalog #		Type
Project		
Comments		Date
Prepared by		

SPECIFICATION FEATURES

Construction

Low profile recessed housing is constructed of die formed of code gauge steel and unibody endplate for added strength. Ballast cover is easily removed without tools. Captive lampholder bracket fully encloses lampholder wiring for easy lampholder replacement. KO's are provided for continuous row wiring.

Electrical**

Equipped with T8 NEMA premium ballast. Rotor-lock lampholders. UL/CUL listed. Suitable for damp locations.

Finish


Baked white enamel finish with lighting grade reflectance for high efficiency.

Hinging/Latching

Spring loaded latches and safety lock T-hinges provide secure door fit and allow hinging and latching from either side.

Frame/Shielding

Flat steel door is die formed with reinforced mitered corners. Housing and door frame assemblies incorporate full width mechanical light traps. Light stabilized, acrylic prismatic lens.



Catalog Number	Product Description	Wattage	UPC
APT-432	2'X4', 4 LAMP, T8, LENSED TROFFER	32W	080083621934
APT-332	2'X4', 3 LAMP, T8, LENSED TROFFER	32W	080083621941
APT-432-L741	2'X4', 4 LAMP, T8, LENSED TROFFER W/741 LAMPS	32W	080083621965
APT-432-L735	2'X4', 4 LAMP, T8, LENSED TROFFER W/735 LAMPS	32W	080083621972
APT-432-L735F	2'X4', 4 LAMP, T8, LENSED TROFFER W/735 LAMPS & FLEX	32W	080083621989
APT-332-L735F	2'X4', 3 LAMP, T8, LENSED TROFFER W/735 LAMPS & FLEX	32W	080083621996
APT-232	2'X4', 2 LAMP, T8, LENSED TROFFER	32W	080083622009
APT-332-L735	2'X4', 3 LAMP, T8, LENSED TROFFER W/735 LAMPS	32W	080083622016
APT-332-2EB	2'X4', 3 LAMP, T8, LENSED TROFFER W/TWO BALLAST	32W	080083622023
APT-432-2EB	2'X4', 4 LAMP, T8, LENSED TROFFER W/TWO BALLAST	32W	080083622030
APT-432-L741F	2'X4', 4 LAMP, T8, LENSED TROFFER W/741 LAMPS & FLEX	32W	080083622047
APT-332-L741	2'X4', 3 LAMP, T8, LENSED TROFFER W/741 LAMPS	32W	080083622054
APT-332-L741F	2'X4', 3 LAMP, T8, LENSED TROFFER W/741 LAMPS & FLEX	32W	080083622061
APT-232-L735F	2'X4', 2 LAMP, T8, LENSED TROFFER W/741 LAMPS & FLEX	32W	080083622078
APT-2U6T8	2'X2', 2 - U6T8 LAMP, T8, LENSED TROFFER	32W	080083621958

APT
432
332
232

General Purpose
T8 Commercial Troffer

SHIPPING INFORMATION

Catalog Number	WGT.	Pallet Qty.
APT-432	20.5	28
APT-332	20.5	28
APT-432-L741	21.9	28
APT-432-L735	21.9	28
APT-432-L735F	21.9	28
APT-332-L735F	21.55	28
APT-232	20.5	28
APT-332-L735	21.55	28
APT-332-2EB	20.5	28
APT-432-2EB	20.5	28
APT-432-L741F	23.88	28
APT-332-L741	21.9	28
APT-332-L741F	23.88	28
APT-232-L735F	23.53	28
APT-2U6T8	12.2	56

LAMPS CONTAIN MERCURY. DISPOSE ACCORDING TO LOCAL, STATE OR FEDERAL LAWS

LINEAR DISCONNECT

Safe and convenient means of disconnecting power.

**Reference the lamp/ballast data in the Technical Section for specific lamp/ballast requirements.



PHOTOMETRICS



APT-332
 Electronic Ballast
 (3) F28T8 lamps
 3100 lumens
 Spacing criterion:
 (||) 1.2 x mounting
 height, (⊥) 1.4 x
 mounting height
 Efficiency 77.6%
 Test Report:
 APT332

Candela

Angle	Along	45°	Across ⊥
0	2717	2717	2717
5	2719	2706	2716
10	2684	2685	2708
15	2622	2648	2691
20	2537	2592	2655
25	2419	2510	2594
30	2276	2400	2503
35	2101	2256	2383
40	1888	2059	2225
45	1630	1808	1991
50	1342	1537	1688
55	1082	1248	1345
60	847	928	1011
65	640	632	731
70	471	405	527
75	333	271	394
80	237	206	295
85	127	127	169
90	12	25	36

Coefficients of Utilization

rc	Effective floor cavity reflectance																	
	80%			70%			50%			30%			10%			0%		
rw	70	50	30	10	70	50	30	10	50	30	10	50	30	10	50	30	10	0
RCR																		
0	92	92	92	92	90	90	90	90	86	86	86	82	82	82	79	79	79	78
1	85	81	78	75	83	80	77	74	76	74	72	73	71	70	70	69	67	66
2	78	72	67	62	76	70	65	62	67	63	60	65	62	59	62	60	57	56
3	71	63	57	52	69	62	56	52	60	55	51	58	54	50	56	52	49	48
4	65	56	50	45	64	55	49	45	53	48	44	52	47	43	50	46	43	41
5	60	51	44	39	59	50	43	39	48	43	38	47	42	38	45	41	37	36
6	56	46	39	34	54	45	39	34	44	38	34	42	37	33	41	37	33	32
7	52	41	35	30	50	41	35	30	40	34	30	39	33	30	38	33	29	28
8	48	38	31	27	47	37	31	27	36	31	27	35	30	27	34	30	26	25
9	45	35	29	24	44	34	28	24	33	28	24	33	28	24	32	27	24	23
10	42	32	26	22	41	32	26	22	31	26	22	30	25	22	30	25	22	20

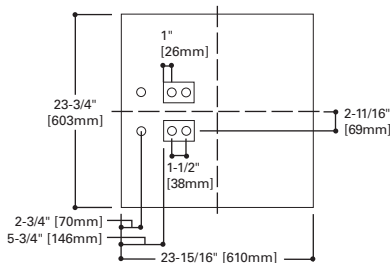
Zonal Lumen Summary

Zone	Lumens	%Lamp	%Fixture
0-30	2162	23.2	30.0
0-40	3564	38.3	49.4
0-60	6046	65.0	83.8
0-90	7213	77.6	100.0
0-180	7213	77.6	100.0

Luminance Data

Angle in Deg	Average 0-Deg cd/sm	Average 45-Deg cd/sm	Average 90-Deg cd/sm
45	3697	4101	4516
55	3026	3490	3761
65	2429	2399	2774
75	2064	1679	2442
85	2337	2337	3110

MOUNTING DATA



LAMP CONFIGURATIONS



DOOR FRAMES



CEILING COMPATIBILITY



Ceiling Type	Trim Type
Exposed Grid	G
Concealed T	G
Slot Grid	G
Flange	G***

*Standard G (Grid) Type Fixtures can be field converted by adding trim kits. See Compatibility Section or Consult Factory.

***When ordering Flange Kit for installation in drywall ceilings, see options and accessories compatibility section and ordering logic.

For complete product data, reference the Fluorescent Specification binder. Specifications & dimensions subject to change without notice. Consult your Cooper Lighting Representative for availability and ordering information.

COOPER LIGHTING - ALL PRO®

DESCRIPTION

APT is a T8 based lensed troffer designed for general purpose applications. Shallow, low profile housing is compatible with even highly restrictive plenums and are compatible with today's ceiling systems.

APT is a great choice for commercial offices, schools, hospitals, retail merchandising and many other applications.

Catalog #		Type
Project		
Comments		Date
Prepared by		

SPECIFICATION FEATURES

Construction

Low profile recessed housing is constructed of die formed of code gauge steel and unibody endplate for added strength. Ballast cover is easily removed without tools. Captive lampholder bracket fully encloses lampholder wiring for easy lampholder replacement. KO's are provided for continuous row wiring.

Electrical**

Equipped with T8 NEMA premium ballast. Rotor-lock lampholders. UL/CUL listed. Suitable for damp locations.

Finish


Baked white enamel finish with lighting grade reflectance for high efficiency.

Hinging/Latching

Spring loaded latches and safety lock T-hinges provide secure door fit and allow hinging and latching from either side.

Frame/Shielding

Flat steel door is die formed with reinforced mitered corners. Housing and door frame assemblies incorporate full width mechanical light traps. Light stabilized, acrylic prismatic lens.



Catalog Number	Product Description	Wattage	UPC
APT-432	2'X4', 4 LAMP, T8, LENSED TROFFER	32W	080083621934
APT-332	2'X4', 3 LAMP, T8, LENSED TROFFER	32W	080083621941
APT-432-L741	2'X4', 4 LAMP, T8, LENSED TROFFER W/741 LAMPS	32W	080083621965
APT-432-L735	2'X4', 4 LAMP, T8, LENSED TROFFER W/735 LAMPS	32W	080083621972
APT-432-L735F	2'X4', 4 LAMP, T8, LENSED TROFFER W/735 LAMPS & FLEX	32W	080083621989
APT-332-L735F	2'X4', 3 LAMP, T8, LENSED TROFFER W/735 LAMPS & FLEX	32W	080083621996
APT-232	2'X4', 2 LAMP, T8, LENSED TROFFER	32W	080083622009
APT-332-L735	2'X4', 3 LAMP, T8, LENSED TROFFER W/735 LAMPS	32W	080083622016
APT-332-2EB	2'X4', 3 LAMP, T8, LENSED TROFFER W/TWO BALLAST	32W	080083622023
APT-432-2EB	2'X4', 4 LAMP, T8, LENSED TROFFER W/TWO BALLAST	32W	080083622030
APT-432-L741F	2'X4', 4 LAMP, T8, LENSED TROFFER W/741 LAMPS & FLEX	32W	080083622047
APT-332-L741	2'X4', 3 LAMP, T8, LENSED TROFFER W/741 LAMPS	32W	080083622054
APT-332-L741F	2'X4', 3 LAMP, T8, LENSED TROFFER W/741 LAMPS & FLEX	32W	080083622061
APT-232-L735F	2'X4', 2 LAMP, T8, LENSED TROFFER W/741 LAMPS & FLEX	32W	080083622078
APT-2U6T8	2'X2', 2 - U6T8 LAMP, T8, LENSED TROFFER	32W	080083621958

APT
432
332
232

General Purpose
T8 Commercial Troffer

SHIPPING INFORMATION

Catalog Number	WGT.	Pallet Qty.
APT-432	20.5	28
APT-332	20.5	28
APT-432-L741	21.9	28
APT-432-L735	21.9	28
APT-432-L735F	21.9	28
APT-332-L735F	21.55	28
APT-232	20.5	28
APT-332-L735	21.55	28
APT-332-2EB	20.5	28
APT-432-2EB	20.5	28
APT-432-L741F	23.88	28
APT-332-L741	21.9	28
APT-332-L741F	23.88	28
APT-232-L735F	23.53	28
APT-2U6T8	12.2	56

LAMPS CONTAIN MERCURY. DISPOSE ACCORDING TO LOCAL, STATE OR FEDERAL LAWS

LINEAR DISCONNECT

Safe and convenient means of disconnecting power.

**Reference the lamp/ballast data in the Technical Section for specific lamp/ballast requirements.



PHOTOMETRICS



APT-332
 Electronic Ballast
 (3) F28T8 lamps
 3100 lumens
 Spacing criterion:
 (||) 1.2 x mounting
 height, (⊥) 1.4 x
 mounting height
 Efficiency 77.6%
 Test Report:
 APT332

Candela			
Angle	Along	45°	Across ⊥
0	2717	2717	2717
5	2719	2706	2716
10	2684	2685	2708
15	2622	2648	2691
20	2537	2592	2655
25	2419	2510	2594
30	2276	2400	2503
35	2101	2256	2383
40	1888	2059	2225
45	1630	1808	1991
50	1342	1537	1688
55	1082	1248	1345
60	847	928	1011
65	640	632	731
70	471	405	527
75	333	271	394
80	237	206	295
85	127	127	169
90	12	25	36

Coefficients of Utilization

rc	Effective floor cavity reflectance																	
	80%			70%			50%			30%			10%			0%		
rw	70	50	30	10	70	50	30	10	50	30	10	50	30	10	50	30	10	0
RCR																		
0	92	92	92	92	90	90	90	90	86	86	86	82	82	82	79	79	79	78
1	85	81	78	75	83	80	77	74	76	74	72	73	71	70	70	69	67	66
2	78	72	67	62	76	70	65	62	67	63	60	65	62	59	62	60	57	56
3	71	63	57	52	69	62	56	52	60	55	51	58	54	50	56	52	49	48
4	65	56	50	45	64	55	49	45	53	48	44	52	47	43	50	46	43	41
5	60	51	44	39	59	50	43	39	48	43	38	47	42	38	45	41	37	36
6	56	46	39	34	54	45	39	34	44	38	34	42	37	33	41	37	33	32
7	52	41	35	30	50	41	35	30	40	34	30	39	33	30	38	33	29	28
8	48	38	31	27	47	37	31	27	36	31	27	35	30	27	34	30	26	25
9	45	35	29	24	44	34	28	24	33	28	24	33	28	24	32	27	24	23
10	42	32	26	22	41	32	26	22	31	26	22	30	25	22	30	25	22	20

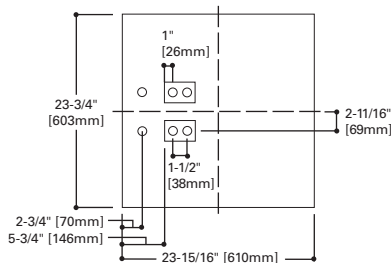
Zonal Lumen Summary

Zone	Lumens	%Lamp	%Fixture
0-30	2162	23.2	30.0
0-40	3564	38.3	49.4
0-60	6046	65.0	83.8
0-90	7213	77.6	100.0
0-180	7213	77.6	100.0

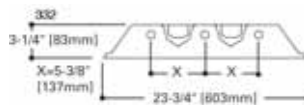
Luminance Data

Angle in Deg	Average 0-Deg cd/sm	Average 45-Deg cd/sm	Average 90-Deg cd/sm
45	3697	4101	4516
55	3026	3490	3761
65	2429	2399	2774
75	2064	1679	2442
85	2337	2337	3110

MOUNTING DATA



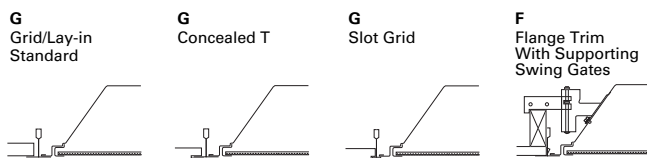
LAMP CONFIGURATIONS



DOOR FRAMES



CEILING COMPATIBILITY



Ceiling Type	Trim Type
Exposed Grid	G
Concealed T	G
Slot Grid	G
Flange	G***

*Standard G (Grid) Type Fixtures can be field converted by adding trim kits. See Compatibility Section or Consult Factory.

***When ordering Flange Kit for installation in drywall ceilings, see options and accessories compatibility section and ordering logic.

For complete product data, reference the Fluorescent Specification binder. Specifications & dimensions subject to change without notice. Consult your Cooper Lighting Representative for availability and ordering information.