


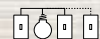


Shown actual size: Ariadni dimmer and 1-gang Fassada wallplate in White (WH).







Product family features

- Matches existing switches
- Toggle-style switch turns light on to level set by slider
- Slide adjusts light to your favorite level
- eco-dim® model available
- 1000W preset dimmers have voltage compensation which maintains stable light levels, despite line voltage variations
- 100% factory tested
- Coordinating Fassada® and Stainless Steel wallplates only available separately
- Custom engraving available for wallplates, see pg. 155

Control types

-  Single-pole (one location)
-  3-way or 4-way (two or more locations)

Direct load type compatibility

-  Incandescent/halogen lighting
-  Magnetic low-voltage lighting
-  Fluorescent lighting
-  LED lighting
-  Ceiling fans
-  Ceiling fan/lights

Load type requiring load interface

-  Electronic low-voltage lighting
-  Neon/cold cathode lighting

Lighting load interfaces may be applicable for some additional load type, voltage and capacity combinations.

For additional information, see pg. 174.

Available finishes

Use **BOLD** color code in model number (Example: AY-600P-**BL**)

Gloss finishes*



WH
White



LA
Light Almond



AL
Almond



IV
Ivory



BR
Brown



BL
Black



SS
Stainless Steel

*Coordinating wallplates only available separately. For wallplate information, see pg. 166.

Stainless Steel wallplate includes black plastic trim/adaptor, visible from side. Match with separate Black (BL) controls.

Dimmers

Dimmers



- Toggle turns on/off
- Slide up to brighten; down to dim
- **eco-dim**® model guarantees at least 15% energy savings compared to a standard switch

Dimmers with locator light



- Toggle turns lights on/off
- Slide up to brighten; down to dim
- Includes amber locator light
- Not available in black

Fan and fan/light controls

Fan controls



- Toggle turns fan on/off
- Slide up to increase speed; down to decrease
- 3-quiet fan speeds for increased comfort
- For use with only one ceiling paddle fan
- Quiet 3-speed designed to prevent motor hum

Fan/light controls



Fan control (left)

- Slide up to on/increase fan speed; down to decrease fan speed/off
- 3-quiet fan speeds for increased comfort
- For use with only one ceiling paddle fan
- Quiet 3-speed designed to prevent motor hum

Dimmer (right)

- Toggle turns light on/off
- Slide up to brighten; down to dim

Connections overview

Load connections*



Control types (for 2 or more locations)
Dim from one location, switch from the others



For more information on ballasts, visit www.lutron.com/ballasts.
 For more information on LED drivers, visit www.lutron.com/LED.
 *For illustration purposes only. Consult model number pages for specific voltage and capacity information.

Dimmer model numbers

 **Incandescent/halogen dimmers**

Preset dimmers

Single-pole 120V 600W	AY-600P- CC ³
Single-pole 120V 1000W	AY-10P- CC ³
3-way 120V 600W	AY-603P- CC ³
3-way 120V 1000W	AY-103P- CC ³

Preset dimmers with locator light

Single-pole 120V 600W	AY-600PNL- CC ³
Single-pole 1000W	AY-10PNL- CC ³
3-way 120V 600W	AY-603PNL- CC ³
3-way 120V 1000W	AY-103PNL- CC ³

eco-dim® preset dimmer

3-way/single-pole 120V 600W	AY-603PG- EE ²
--------------------------------	----------------------------------

eco-dim model guarantees at least 15% energy savings compared to a standard switch.

 **Magnetic low-voltage dimmers**

Preset dimmers

Single-pole 120V 600VA (450W)	AYLV-600P- CC ³
3-way 120V 600VA (450W)	AYLV-603P- CC ³

The stated VA (Volt-Ampere) rating includes the magnetic transformer heat losses and the lamp load. The stated W (Watt) rating is the maximum lamp wattage based on assumed 20% transformer loss.

CC³: Gloss color codes, see pg. 125
EE²: Available in White (WH), Ivory (IV), Almond (AL) and Light Almond (LA)
 (Wallplates not included, order separately, see pg. 168)

Dimmer, fan and fan/light control model numbers

 **3-wire fluorescent dimmers***

Preset dimmers

3-way/single-pole 120V 8A	AYF-103P- CC ³
3-way/single-pole 277V 6A	AYF-103P-277- CC ³

For use with Hi-lume®, Hi-lume® Compact SE, Hi-lume® 3D, Eco-10®, EcoSystem® ballasts.
 Also compatible with Hi-lume® LED driver.
 No derating required if ganged.
 Adjustable low-end trim.

 **Hi-lume® LED drivers: 3-wire fluorescent dimmers***

Preset dimmers

3-way/single-pole 120V 8A	AYF-103P- CC ³
3-way/single-pole 277V 6A	AYF-103P-277- CC ³

For use with Hi-lume LED driver only.
 For more information on Hi-lume LED drivers, visit www.lutron.com/HilumeLED.
 No derating required if ganged.
 Adjustable low-end trim.

 **Fan control**

Fan control—quiet 3-speed

3-way/single-pole 120V 1.5A	AYFSQ-F- CC ³
--------------------------------	---------------------------------

 **Fan/light control**

Fan control and dimmer—quiet 3-speed

Single-pole fan control 120V 1.5A (left)	AY2-LFSQ- CC ³
Single-pole dimmer 120V 300W incandescent/halogen (right)	

All models must be derated if ganged unless otherwise noted, see pg. 170.
 For more information on ballasts, visit www.lutron.com/ballasts.

*Requires neutral wire connection.

Accessories

Wallplates



Shown actual size:
2-gang Fassade® wallplate in White (WH).
For more information about Traditional wallplates, see pg. 166.

Coordinated electrical devices



Tamper resistant GFCI receptacle



Customizable 6-port frame



Cable jack

For more information about coordinated Designer electrical devices, see pg. 163.



Product family features

- Can be used in conjunction with the following dimmer(s) and switch(es): Abella®, Ceano®, Ariadni®, Glyder® and Rotary
- All Lutron wallplates are screwless, seamless and have no visible hardware; the front plate securely snaps into the alignment adapter plate
- Traditional wallplates can be paired with designer accessories to complete the look of any room
- Customize your traditional wallplate with engraving, contact customer service to get started at 1.888.LUTRON1

Ganging and derating

- Traditional wallplates use standard ganging
- Requires fins to be removed from dimmers for proper spacing (“Fins Broken” ganging), see pg. 170
- May require derating (i.e., reduction of dimmer capacity due to fin removal), see Derating Tables, pg. 172

Available finishes

Use **BOLD** color code in model number (Example: FG-1-**AL**)

Gloss finishes



WH
White



LA
Light Almond



AL
Almond



IV
Ivory



BL
Black

Metal finishes



SS
Stainless Steel*

*Stainless Steel finish wallplates include black plastic trim/adaptor, visible from side. Match with separate Black (BL) controls.

Wallplates for Abella®, Ceana®, Ariadni®, Glyder® and Rotary



1-gang
Stainless Steel*
W: 2.86 in (73mm); H: 4.60 in (117 mm);
D: .23 in (5.8 mm)

FG-1-**CC**³
FW-1-SS



3-gang
Stainless Steel*
W: 6.48 in (165 mm); H: 4.60 in (117 mm);
D: .23 in (5.8 mm)

FG-3-**CC**³
FW-3-SS



2-gang
Stainless Steel*
W: 4.67 in (119 mm); H: 4.60 in (117 mm);
D: .23 in (5.8 mm)

FG-2-**CC**³
FW-2-SS

Combination opening



Rotate the wallplate for small/large or large/small opening applications.

2-gang (1 traditional,
1 designer opening)
Stainless Steel*
W: 4.67 in (119 mm); H: 4.60 in (117 mm);
D: .23 in (5.8 mm)

FG-2-TD-**CC**³
FW-2-TD-SS

Multiple devices with line and low-voltage can be mounted behind a common wallplate using a standard barrier backbox, see Application Note #213 (Combining Low-Voltage and Line Voltage Wiring Devices in a Multi-Gang Box) at www.lutron.com/applicationnotes.

Controls must have heat-sink fins broken for multi-gang installations. Removing this metal reduces the amount of heat that the control can dissipate, thus reducing the wattage capacity of the control. Please derate dimmers and switches as required.

Multi-gang dimmer installations may require derating, see pg. 170.

Controls must have heat-sink fins broken for multi-gang installations. Multi-gang dimmer installations may require derating, see pg. 170.

*Stainless Steel wallplates include black plastic trim/adaptor, visible from side. Match with separate Black (BL) controls.

CC³: Gloss color codes, see pg. 167

How to understand ganging and derating

Standard ganging

Ganging is the side-by-side mounting of two or more dimmers or accessory devices under a multi-gang wallplate.

Standard multi-gang installation:

- Uses standard multi-gang electrical backboxes
- Uses standard multi-gang wallplates
- Requires fins to be removed from dimmers for proper spacing (“Fins Broken” ganging)
- May require derating (i.e., reduction of dimmer capacity due to fin removal), see Derating Tables, pgs. 172–173

Custom ganging for Architectural style controls

For Architectural style dimmers and switches, it is possible to retain the maximum capacity of dimmers in multi-gang applications via custom architectural multi-gang:

- May require customized, wider-than-standard wallplates
- May require wider-than-standard electrical backboxes
- Allows full capacity (“No Fins Broken”) ganging
- Required for Nova® dimmers and for larger width (high capacity) architectural controls
- Visit www.lutron.com/customganging for additional information

Standard ganging for dimmers, switches and accessories

New Architectural



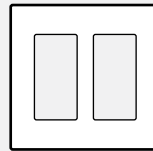
pg. 148

Architectural



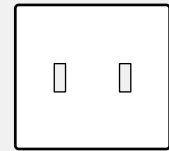
pg. 152

Designer



pg. 160

Traditional



pg. 166



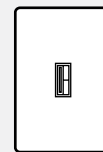
Vierti®



Vareo®
Nova T☆®



Maestro®
Maestro IR®
Maestro Wireless®
Spacer System®
Diva®
Lyneo® Lx
Skylark®
Skylark Contour™



Abella®
Ceana®
Ariadni®
Glyder®
Rotary

Derating Table 1
pg. 172

Derating Table 2
pg. 173

Derating Table 1
pg. 172

Derating Table 1
pg. 172

Standard ganging and fins broken derating examples:



Custom Architectural ganging example:



For further information on ganging and derating, visit www.lutron.com/multigang.
 *The fins are scored and designed to be removed easily.

Derating Table 1

New Architectural | Verti®

Designer | Maestro®, Maestro IR®, Maestro Wireless®, Spacer System®, Diva®, Lyneo® Lx, Skylark Contour™, Skylark®

Traditional | Abella®, Ceano®, Ariadni®, Glyder®, Rotary



No fins broken



1 fin broken



2 fins broken

	No fins broken	1 fin broken	2 fins broken
Incandescent			
Dimmers	600W	500W	400W
	1000W	800W	650W
Dual dimmers	300W	250W	200W
	300W	250W	200W
Magnetic low-voltage			
Dimmers	600VA/450W	500VA/400W	400VA/300W
	1000VA/800W	800VA/650W	650VA/500W
Electronic low-voltage			
Dimmers	300W	250W	200W
	500W	450W	400W
	600W	500W	400W
Fluorescent			
Hi-lume®/Hi-lume® Compact SE/Eco-10®/EcoSystem®			
Verti	60 ballasts/6A	50 ballasts/5A	35 ballasts/3.5A
Maestro/Spacer System	20 ballasts/6A	20 ballasts/5A	20 ballasts/3.5A
Diva, Skylark, Lyneo Lx and Ariadni	no derating	no derating	no derating
Tu-Wire®: Spacer System, Diva, Skylark	5A	4A	3.3A
Fan controls			
Quiet 7-speed	1.0A/300W	1.0A/300W	1.0A/300W
Quiet 3-speed	1.5A	1.5A	1.5A
Fully variable	5A	4A	3A
Fan/light controls			
Quiet 7-speed	1.0A/300W	1.0A/300W	1.0A/300W
Quiet 3-speed	1.5A/300W	1.5A/300W	1.5A/300W
	1.5A/360W	1.5A/360W	1.5A/360W
Fully variable	2.5A/300W	2.1A/250W	1.7A/200W
Electronic switches			
Verti	6A/3A	5A/3A	3.5A/3A
Maestro (light/fan)	8A/3A	6.5A/3A	5A/3A
Abella (light/fan)	6A/3A	5A/3A	3.5A/3A

Derating Table 2

Architectural | Vareo®, Nova T☆®



No fins broken



1 fin broken



2 fins broken

	No fins broken	1 fin broken	2 fins broken
Incandescent			
Dimmers	600W	500W	300W
	1000W	900W	700W
	1500W	1250W	1000W
	1950W	–	–
Magnetic low-voltage			
Dimmers	600 VA/450 W	500 VA/400 W	300 VA/250 W
	1000 VA/800 W	900 VA/750 W	700 VA/500 W
	1500 VA/1200 W	1250 VA/1000 W	1000 VA/800 W
Electronic low-voltage			
Dimmers	300W	300W	250W
	600W	500W	400W
Fluorescent			
Hi-lume®/Hi-lume® Compact SE/Eco-10®/EcoSystem®			
Vareo	20 ballasts /8 A	20 ballasts /6 A	20 ballasts /4.5 A
Nova T☆	6 A	no derating	no derating
	8 A	no derating	no derating
	16 A	no derating	no derating
0-10VDC control ¹	30mA ballasts	no derating	no derating
Tu-Wire®	5 A	4 A	3.3 A
Fan controls			
Quiet 3-speed	1.5 A	no derating	no derating
Fully variable	6 A	4.2 A	2.5 A
Fully variable	12 A	10 A	8.3 A
Electronic tapswitches²			
VETS-1000-	1000W	800W	650W
VETS-1000-SL-	1000W	900W	700W
VETN-1000-	1000 VA	700 VA	550 VA

For further information on ganging Nova®, visit www.lutron.com/customganging.

¹PowerPack required for line voltage switching.

²VETS-R-Auxiliary electronic tapswitches do not require derating.

Dimmer capabilities and interface requirements

- M** Multi-location—true dimming from each location
- E** eco-model available
- Compatible dimmer (no interface)
- WBX** **TVI** **3F** **PA** Requires interface, see notes below



Dimmers	capacity†	M				
💡 Incandescent/halogen 120V	600W				M	
	1000W				M	
	1500W			WBX		
	2000W			WBX		
💡 Magnetic low-voltage 120V	600 VA (450W)					
	1000 VA (800W)					
	1500 VA (1200W)			WBX		
	2000 VA (1600W)			WBX	WBX	
💡 Magnetic low-voltage 277V	600 VA (450W)			WBX		WBX
	1000 VA (800W)			WBX		WBX
🍷 Electronic low-voltage 120V	300W			WBX		
	450W			WBX	WBX	
	600W			WBX		WBX
🍷 Electronic low-voltage 277V	16A			WBX	WBX	WBX
🌀 Neon/cold cathode				WBX	WBX	
🔌 3-wire ballasts and Hi-lume® LED driver 120V	6A					
	Hi-lume, Hi-lume Compact SE,	8A				
	Eco-10® and EcoSystem® ballasts	16A			3F	
🔌 3-wire ballasts and Hi-lume LED driver 277V	6A				3F	
	Hi-lume, Hi-lume Compact SE,	8A			3F	
	Eco-10 and EcoSystem ballasts	16A			3F	3F
					3F	3F
⚡ Tu-Wire® ballasts 120V	5A			PA		
🔌 0-10VDC (ballasts or LED Drivers) 120/277V	16A	TVI	TVI			

WBX: Wallbox Phase Adaptive Power Module (PHPM-WBX-DV-WH)

3F: Fluorescent Power Module (PHPM-3F-DV-WH)

TVI: 0-10V Interface (GRX-TVI)

PA: Phase Adaptive Power Module (PHPM-PA-DV-WH)

See pgs. 178–179 for specific compatible dimmer models and switching interface solutions.

*Consult Lutron Technical Support for information on interfaces with Vierti.

†UL listed for FULL wattage indicated (derate capacity only if ganged with other devices).

Dimmer capabilities and interface requirements

M Multi-location—true dimming from each location

E eco-model available

 Compatible dimmer (no interface)

WBX **TVI** **3F** **PA** Requires interface, see notes below



Dimmers	capacity†	M	M	M	M		
 Incandescent/halogen 120V	600W	E				E	
	1000W						
	1500W	WBX		WBX	WBX	WBX	
	2000W	WBX		WBX	WBX	WBX	
 Magnetic low-voltage 120V	600VA (450W)						
	1000VA (800W)						
	1500VA (1200W)	WBX		WBX	WBX	WBX	
	2000VA (1600W)	WBX		WBX	WBX	WBX	
 Magnetic low-voltage 277V	600VA (450W)	WBX		WBX	WBX	WBX	
	1000VA (800W)	WBX		WBX	WBX	WBX	
 Electronic low-voltage 120V	300W			WBX			
	450W			WBX		WBX	
	600W			WBX		WBX	
 Electronic low-voltage 277V	16A	WBX		WBX	WBX	WBX	
 Neon/cold cathode				WBX		WBX	
 3-wire ballasts and Hi-lume® LED driver 120V	6A						
	Hi-lume, Hi-lume Compact SE, Eco-10® and EcoSystem® ballasts	8A	3F		3F	3F	
	16A	3F		3F	3F	3F	
 3-wire ballasts and Hi-lume LED driver 277V	6A						
	Hi-lume, Hi-lume Compact SE, Eco-10 and EcoSystem ballasts	8A	3F		3F	3F	3F
	16A	3F		3F	3F	3F	
 Tu-Wire® ballasts 120V	5A	PA		PA			
 0-10VDC (ballasts or LED Drivers) 120/277V	16A	TVI		TVI	TVI	TVI	

WBX: Wallbox Phase Adaptive Power Module (PHPM-WBX-DV-WH)

3F: Fluorescent Power Module (PHPM-3F-DV-WH)

TVI: 0-10V Interface (GRX-TVI)

PA: Phase Adaptive Power Module (PHPM-PA-DV-WH)

See pgs. 178–179 for specific compatible dimmer models and switching interface solutions.

†UL listed for FULL wattage indicated (derate capacity only if ganged with other devices).

Dimmer capabilities and interface requirements

M Multi-location—true dimming from each location

E eco-model available

 Compatible dimmer (no interface)

WBX **TVI** **3F** **PA** Requires interface, see notes below

					
		Lyneo® Lx pg. 94	Skylark Contour™ pg. 100	Skylark® pg. 104	Abella® pg. 114
Dimmers	capacity†				M
 Incandescent/halogen 120V	600W		E	E	
	1000W				
	1500W	WBX		WBX	
	2000W	WBX		WBX	
 Magnetic low-voltage 120V	600 VA (450W)				
	1000 VA (800W)			WBX	
	1500 VA (1200W)	WBX		WBX	
	2000 VA (1600W)	WBX		WBX	
 Magnetic low-voltage 277V	600 VA (450W)	WBX		WBX	
	1000 VA (800W)	WBX		WBX	
 Electronic low-voltage 120V	300W				
	450W			WBX	
	600W			WBX	
 Electronic low-voltage 277V	16A	WBX		WBX	
 Neon/cold cathode		WBX		WBX	
 3-wire ballasts and Hi-lume® LED driver 120V	6A				
	Hi-lume, Hi-lume Compact SE, Eco-10® and EcoSystem® ballasts	8A			
		16A	3F		3F
 3-wire ballasts and Hi-lume LED driver 277V	6A				
	Hi-lume, Hi-lume Compact SE, Eco-10 and EcoSystem ballasts	8A	3F		3F
		16A	3F		3F
 Tu-Wire® ballasts 120V	5A	PA			
 0-10VDC (ballasts or LED Drivers) 120/277V	16A	TVI		TVI	

WBX: Wallbox Phase Adaptive Power Module (PHPM-WBX-DV-WH)

3F: Fluorescent Power Module (PHPM-3F-DV-WH)

See pgs. 178–179 for specific compatible dimmer models and switching interface solutions.

TVI: 0-10V Interface (GRX-TVI)

PA: Phase Adaptive Power Module (PHPM-PA-DV-WH)

†UL listed for FULL wattage indicated (derate capacity only if ganged with other devices).

Dimmer capabilities and interface requirements

- M** Multi-location—true dimming from each location
- E** eco-model available
- Compatible dimmer (no interface)
- WBX** **TVI** **3F** **PA** Requires interface, see notes below



Dimmers	capacity†				
 Incandescent/halogen 120V	600W		E		E
	1000W				
	1500W		WBX		
	2000W		WBX		
 Magnetic low-voltage 120V	600 VA (450W)				
	1000 VA (800W)				
	1500 VA (1200W)		WBX		
	2000 VA (1600W)		WBX		
 Magnetic low-voltage 277V	600 VA (450W)		WBX		
	1000 VA (800W)		WBX		
 Electronic low-voltage 120V	300W		WBX		
	450W		WBX		
	600W		WBX		
 Electronic low-voltage 277V	16A		WBX		
 Neon/cold cathode			WBX		
 3-wire ballasts and Hi-lume® LED driver 120V	6A				
	Hi-lume, Hi-lume Compact SE, Eco-10® and EcoSystem® ballasts	8A			
	16A		3F		
 3-wire ballasts and Hi-lume LED driver 277V	6A				
	Hi-lume, Hi-lume Compact SE, Eco-10 and EcoSystem ballasts	8A		3F	
	16A		3F		
 Tu-Wire® ballasts 120V	5A		PA		
 0-10VDC (ballasts or LED Drivers) 120/277V	16A		TVI		

WBX: Wallbox Phase Adaptive Power Module (PHPM-WBX-DV-WH)

3F: Fluorescent Power Module (PHPM-3F-DV-WH)

See pgs. 178–179 for specific compatible dimmer models and switching interface solutions.

TVI: 0-10V Interface (GRX-TVI)

PA: Phase Adaptive Power Module (PHPM-PA-DV-WH)

†UL listed for FULL wattage indicated (derate capacity only if ganged with other devices).

Dimmer models/load interface compatibility

	Incandescent, magnetic and electronic low-voltage (120/277 V)		3-wire Fluorescent ballasts or Hi-lume® LED drivers (120/277 V)		0-10VDC Ballasts or LED drivers (120/277 V)	
	WBX 		3F 		TVI 	
	Wallbox Phase Adaptive Power Module* PHPM-WBX-DV-WH		Fluorescent Power Module* PHPM-3F-DV-WH		0-10V Interface GRX-TV1	
Dimmer Family	Single-pole	3-way or multi-location	Single-pole	3-way or multi-location	Single-pole	3-way or multi-location
Abella®	–	–	–	–	–	–
Ariadni®	–	AYF-103P-	–	AYF-103P-	–	AYF-103P-
Ceana®	–	–	–	–	–	–
Diva® Gloss	–	DVF-103P-	–	DVF-103P-	–	DVF-103P-
Diva Satin Colors®	–	DVSCF-103P-	–	DVSCF-103P-	–	DVSCF-103P-
Glyder®	–	–	–	–	–	–
Lyneo® Lx	–	LXF-103PL-	–	LXF-103PL-	–	LXF-103PL-
Maestro® Gloss	–	MAF-6AM-	–	MAF-6AM-	–	MAF-6AM-
Maestro® Satin Colors®	–	MSCF-6AM-	–	MSCF-6AM-	–	MSCF-6AM-
Maestro Wireless®	–	MRF2-F6AN-DV-	–	MRF2-F6AN-DV-	–	MRF2-F6AN-DV-
Nova®	NF-10-	NF-103P-	NF-10-	NF-103P-	NF-10-	NF-103P-
Nova T☆®	NTF-10-	NTF-103P-	NTF-10-	NTF-103P-	NTF-10-	NTF-103P-
Skylark®	SF-10P-	SF-103P-	SF-10P-	SF-103P-	SF-10P-	SF-103P-
Spacer System®	–	SPSF-6AM-	–	SPSF-6AM-	SPSF-S6A-	SPSF-6AM-
Vareo®	–	VF-10-	–	VF-10-	–	VF-10-
Vierti®	contact Lutron		contact Lutron		–	VTF-6AM-

Use only dimmer model numbers listed.

*Dual 120/277 V model given, 120V only versions are also available. Please see Technical notes, pg. 179.

Dimmer models/load interface compatibility

Dimmer Family	Tu-Wire® Fluorescent Ballasts (120V)		Switched Lighting (120/277V)	
	Single-pole	3-way or multi-location	PA	SW
			Phase Adaptive Power Module* PHPM-PA-DV-WH	Switching Power Module* PHPM-SW-DV-WH
Abella®	–	–	–	AB-S6AM-
Ariadni®	–	AYF-103P-	–	–
Ceana®	–	–	–	–
Diva® Gloss	–	DVF-103P-	–	–
Diva Satin Colors®	–	DVSCF-103P-	–	–
Glyder®	–	–	–	–
Lyneo® Lx	–	LXF-103PL-	LX-1PSL-	LX-3PSL-
Maestro® Gloss	–	MAF-6AM-	–	MA-S8AM-
Maestro® Satin Colors®	–	MSCF-6AM-	–	MSC-S8AM-
Maestro Wireless®	–	MRF2-F6AN-DV-	–	MRF2-6ANS-
Nova®	NF-10-	NF-103P-	–	–
Nova T☆®	NTF-10-	NTF-103P-	–	–
Skylark®	SF-10P-	SF-103P-	–	–
Spacer System®	SPSF-S6A-	SPSF-6AM-	SPSF-S6A-	SPSF-S6AM-
Vareo®	–	VF-10-	–	VETN-1000-
Vierti®	contact Lutron		contact Lutron	

Technical notes

- Lighting load interfaces must be matched to load type and voltage
- All load interfaces for dimmed load are controlled by a 120V 3-wire fluorescent dimmer
- Power feed to dimmer may differ from lighting load/interface voltage
- Interfaces typically require additional power feeds
- For wiring information, consult wiring diagrams, see pgs. 193-195
- For assistance and additional solutions, consult Lutron Technical Support at 1.800.523.9466 (24 hours/7 days)

Interface mounting

- PHPM interfaces mount to 2-gang electrical backbox (W: 6.30 in x H: 5.10 in)
- GRX-TVI enclosure is surface mount only (W: 6.10 in x H: 12.50 in x D: 3.30 in)

Use only dimmer model numbers listed.

*Dual 120/277V model given, 120V only versions are also available. Please see Technical notes, pg. 179.

Ariadni®



For illustration purposes only. Consult model number pages for specific voltage and capacity information.

For ballast information, visit www.lutron.com/ballasts.

For more information on LED drivers, visit www.lutron.com/LED.

†Interface provides additional capacity and/or may be different voltage than dimmer.


Ariadni®



For illustration purposes only. Consult model number pages for specific voltage and capacity information.

†Interface provides additional capacity and/or may be different voltage than dimmer.

Ariadni®



For illustration purposes only. Consult model number pages for specific voltage and capacity information.



Shown actual size: Ariadni dimmer and 1-gang Fassada wallplate in White (WH).

Product family features

- Matches existing switches
- Toggle-style switch turns light on to level set by slider
- Slide adjusts light to your favorite level
- eco-dim® model available
- 1000W preset dimmers have voltage compensation which maintains stable light levels, despite line voltage variations
- 100% factory tested
- Coordinating Fassada® and Stainless Steel wallplates only available separately
- Custom engraving available for wallplates, see pg. 155



Control types

-  Single-pole (one location)
-  3-way or 4-way (two or more locations)

Direct load type compatibility

-  Incandescent/halogen lighting
-  Magnetic low-voltage lighting
-  Fluorescent lighting
-  LED lighting
-  Ceiling fans
-  Ceiling fan/lights

Load type requiring load interface

-  Electronic low-voltage lighting
-  Neon/cold cathode lighting

Lighting load interfaces may be applicable for some additional load type, voltage and capacity combinations.

For additional information, see pg. 174.

Available finishes

Use **BOLD** color code in model number (Example: AY-600P-**BL**)

Gloss finishes*



WH
White



LA
Light Almond



AL
Almond



IV
Ivory



BR
Brown



BL
Black



SS
Stainless Steel

*Coordinating wallplates only available separately. For wallplate information, see pg. 166.

Stainless Steel wallplate includes black plastic trim/adaptor, visible from side. Match with separate Black (BL) controls.

Dimmers

Dimmers



- Toggle turns on/off
- Slide up to brighten; down to dim
- **eco-dim**® model guarantees at least 15% energy savings compared to a standard switch

Dimmers with locator light



- Toggle turns lights on/off
- Slide up to brighten; down to dim
- Includes amber locator light
- Not available in black

Fan and fan/light controls

Fan controls



- Toggle turns fan on/off
- Slide up to increase speed; down to decrease
- 3-quiet fan speeds for increased comfort
- For use with only one ceiling paddle fan
- Quiet 3-speed designed to prevent motor hum

Fan/light controls



Fan control (left)

- Slide up to on/increase fan speed; down to decrease fan speed/off
- 3-quiet fan speeds for increased comfort
- For use with only one ceiling paddle fan
- Quiet 3-speed designed to prevent motor hum

Dimmer (right)

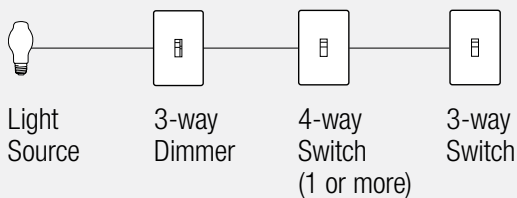
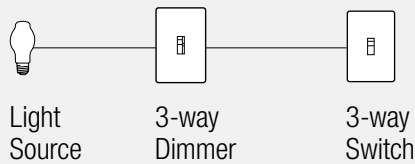
- Toggle turns light on/off
- Slide up to brighten; down to dim

Connections overview

Load connections*



Control types (for 2 or more locations)
Dim from one location, switch from the others



For more information on ballasts, visit www.lutron.com/ballasts.
 For more information on LED drivers, visit www.lutron.com/LED.
 *For illustration purposes only. Consult model number pages for specific voltage and capacity information.

Dimmer model numbers

Incandescent/halogen dimmers

Preset dimmers

Single-pole 120V 600W	AY-600P- CC ³
Single-pole 120V 1000W	AY-10P- CC ³
3-way 120V 600W	AY-603P- CC ³
3-way 120V 1000W	AY-103P- CC ³

Preset dimmers with locator light

Single-pole 120V 600W	AY-600PNL- CC ³
Single-pole 1000W	AY-10PNL- CC ³
3-way 120V 600W	AY-603PNL- CC ³
3-way 120V 1000W	AY-103PNL- CC ³

eco-dim® preset dimmer

3-way/single-pole 120V 600W	AY-603PG- EE ²
--------------------------------	----------------------------------

eco-dim model guarantees at least 15% energy savings compared to a standard switch.

Magnetic low-voltage dimmers

Preset dimmers

Single-pole 120V 600VA (450W)	AYLV-600P- CC ³
3-way 120V 600VA (450W)	AYLV-603P- CC ³

The stated VA (Volt-Ampere) rating includes the magnetic transformer heat losses and the lamp load. The stated W (Watt) rating is the maximum lamp wattage based on assumed 20% transformer loss.

CC³: Gloss color codes, see pg. 125

EE²: Available in White (WH), Ivory (IV), Almond (AL) and Light Almond (LA)
(Wallplates not included, order separately, see pg. 168)

Dimmer, fan and fan/light control model numbers

3-wire fluorescent dimmers*

Preset dimmers

3-way/single-pole 120V 8A	AYF-103P- CC ³
3-way/single-pole 277V 6A	AYF-103P-277- CC ³

For use with Hi-lume®, Hi-lume® Compact SE, Hi-lume® 3D, Eco-10®, EcoSystem® ballasts.

Also compatible with Hi-lume® LED driver.

No derating required if ganged.

Adjustable low-end trim.

Hi-lume® LED drivers: 3-wire fluorescent dimmers*

Preset dimmers

3-way/single-pole 120V 8A	AYF-103P- CC ³
3-way/single-pole 277V 6A	AYF-103P-277- CC ³

For use with Hi-lume LED driver only.

For more information on Hi-lume LED drivers, visit www.lutron.com/HilumeLED.

No derating required if ganged.

Adjustable low-end trim.

Fan control

Fan control—quiet 3-speed

3-way/single-pole 120V 1.5A	AYFSQ-F- CC ³
--------------------------------	---------------------------------

Fan/light control

Fan control and dimmer—quiet 3-speed

Single-pole fan control 120V 1.5A (left)	AY2-LFSQ- CC ³
Single-pole dimmer 120V 300W incandescent/halogen (right)	

All models must be derated if ganged unless otherwise noted, see pg. 170.

For more information on ballasts, visit www.lutron.com/ballasts.

*Requires neutral wire connection.

Accessories

Wallplates



Shown actual size:
2-gang Fassade® wallplate in White (WH).
For more information about Traditional wallplates, see pg. 166.

Coordinated electrical devices



Tamper resistant GFCI receptacle



Customizable 6-port frame



Cable jack

For more information about coordinated Designer electrical devices, see pg. 163.



Shown actual size:
Abella dimmers in a
2-gang Fassada
wallplate in White (WH).

Product family features

- Can be used in conjunction with the following dimmer(s) and switch(es): Abella®, Ceano®, Ariadni®, Glyder® and Rotary
- All Lutron wallplates are screwless, seamless and have no visible hardware; the front plate securely snaps into the alignment adapter plate
- Traditional wallplates can be paired with designer accessories to complete the look of any room
- Customize your traditional wallplate with engraving, contact customer service to get started at 1.888.LUTRON1

Ganging and derating

- Traditional wallplates use standard ganging
- Requires fins to be removed from dimmers for proper spacing (“Fins Broken” ganging), see pg. 170
- May require derating (i.e., reduction of dimmer capacity due to fin removal), see Derating Tables, pg. 172

Available finishes

Use **BOLD** color code in model number (Example: FG-1-**AL**)

Gloss finishes



WH
White



LA
Light Almond



AL
Almond



IV
Ivory



BL
Black

Metal finishes



SS
Stainless Steel*

*Stainless Steel finish wallplates include black plastic trim/adaptor, visible from side. Match with separate Black (BL) controls.

Wallplates for Abella®, Ceana®, Ariadni®, Glyder® and Rotary



1-gang
Stainless Steel*
W: 2.86 in (73mm); H: 4.60 in (117 mm);
D: .23 in (5.8 mm)

FG-1-**CC**³
FW-1-SS



3-gang
Stainless Steel*
W: 6.48 in (165 mm); H: 4.60 in (117 mm);
D: .23 in (5.8 mm)

FG-3-**CC**³
FW-3-SS



2-gang
Stainless Steel*
W: 4.67 in (119 mm); H: 4.60 in (117 mm);
D: .23 in (5.8 mm)

FG-2-**CC**³
FW-2-SS

Combination opening



Rotate the wallplate for small/large or large/small opening applications.

2-gang (1 traditional,
1 designer opening)
Stainless Steel*
W: 4.67 in (119 mm); H: 4.60 in (117 mm);
D: .23 in (5.8 mm)

FG-2-TD-**CC**³
FW-2-TD-SS

Multiple devices with line and low-voltage can be mounted behind a common wallplate using a standard barrier backbox, see Application Note #213 (Combining Low-Voltage and Line Voltage Wiring Devices in a Multi-Gang Box) at www.lutron.com/applicationnotes.

Controls must have heat-sink fins broken for multi-gang installations. Removing this metal reduces the amount of heat that the control can dissipate, thus reducing the wattage capacity of the control. Please derate dimmers and switches as required.

Multi-gang dimmer installations may require derating, see pg. 170.

Controls must have heat-sink fins broken for multi-gang installations. Multi-gang dimmer installations may require derating, see pg. 170.

*Stainless Steel wallplates include black plastic trim/adaptor, visible from side. Match with separate Black (BL) controls.

CC³: Gloss color codes, see pg. 167

How to understand ganging and derating

Standard ganging

Ganging is the side-by-side mounting of two or more dimmers or accessory devices under a multi-gang wallplate.

Standard multi-gang installation:

- Uses standard multi-gang electrical backboxes
- Uses standard multi-gang wallplates
- Requires fins to be removed from dimmers for proper spacing (“Fins Broken” ganging)
- May require derating (i.e., reduction of dimmer capacity due to fin removal), see Derating Tables, pgs. 172–173

Custom ganging for Architectural style controls

For Architectural style dimmers and switches, it is possible to retain the maximum capacity of dimmers in multi-gang applications via custom architectural multi-gang:

- May require customized, wider-than-standard wallplates
- May require wider-than-standard electrical backboxes
- Allows full capacity (“No Fins Broken”) ganging
- Required for Nova® dimmers and for larger width (high capacity) architectural controls
- Visit www.lutron.com/customganging for additional information

Standard ganging for dimmers, switches and accessories

New Architectural



pg. 148

Architectural



pg. 152

Designer



pg. 160

Traditional



pg. 166



Vierti®



Vareo®
Nova T☆®



Maestro®
Maestro IR®
Maestro Wireless®
Spacer System®
Diva®
Lyneo® Lx
Skylark®
Skylark Contour™



Abella®
Ceana®
Ariadni®
Glyder®
Rotary

Derating Table 1
pg. 172

Derating Table 2
pg. 173

Derating Table 1
pg. 172

Derating Table 1
pg. 172

Standard ganging and fins broken derating examples:



Custom Architectural ganging example:



For further information on ganging and derating, visit www.lutron.com/multigang.
 *The fins are scored and designed to be removed easily.

Derating Table 1

New Architectural | Verti®

Designer | Maestro®, Maestro IR®, Maestro Wireless®, Spacer System®, Diva®, Lyneo® Lx, Skylark Contour™, Skylark®

Traditional | Abella®, Ceano®, Ariadni®, Glyder®, Rotary



No fins broken



1 fin broken



2 fins broken

	No fins broken	1 fin broken	2 fins broken
Incandescent			
Dimmers	600W	500W	400W
	1000W	800W	650W
Dual dimmers	300W	250W	200W
	300W	250W	200W
Magnetic low-voltage			
Dimmers	600VA/450W	500VA/400W	400VA/300W
	1000VA/800W	800VA/650W	650VA/500W
Electronic low-voltage			
Dimmers	300W	250W	200W
	500W	450W	400W
	600W	500W	400W
Fluorescent			
Hi-lume®/Hi-lume® Compact SE/Eco-10®/EcoSystem®			
Verti	60 ballasts/6A	50 ballasts/5A	35 ballasts/3.5A
Maestro/Spacer System	20 ballasts/6A	20 ballasts/5A	20 ballasts/3.5A
Diva, Skylark, Lyneo Lx and Ariadni	no derating	no derating	no derating
Tu-Wire®: Spacer System, Diva, Skylark	5A	4A	3.3A
Fan controls			
Quiet 7-speed	1.0A/300W	1.0A/300W	1.0A/300W
Quiet 3-speed	1.5A	1.5A	1.5A
Fully variable	5A	4A	3A
Fan/light controls			
Quiet 7-speed	1.0A/300W	1.0A/300W	1.0A/300W
Quiet 3-speed	1.5A/300W	1.5A/300W	1.5A/300W
	1.5A/360W	1.5A/360W	1.5A/360W
Fully variable	2.5A/300W	2.1A/250W	1.7A/200W
Electronic switches			
Verti	6A/3A	5A/3A	3.5A/3A
Maestro (light/fan)	8A/3A	6.5A/3A	5A/3A
Abella (light/fan)	6A/3A	5A/3A	3.5A/3A

Derating Table 2

Architectural | Vareo®, Nova T☆®



No fins broken



1 fin broken



2 fins broken

	No fins broken	1 fin broken	2 fins broken
Incandescent			
Dimmers	600W	500W	300W
	1000W	900W	700W
	1500W	1250W	1000W
	1950W	–	–
Magnetic low-voltage			
Dimmers	600 VA/450 W	500 VA/400 W	300 VA/250 W
	1000 VA/800 W	900 VA/750 W	700 VA/500 W
	1500 VA/1200 W	1250 VA/1000 W	1000 VA/800 W
Electronic low-voltage			
Dimmers	300W	300W	250W
	600W	500W	400W
Fluorescent			
Hi-lume®/Hi-lume® Compact SE/Eco-10®/EcoSystem®			
Vareo	20 ballasts /8 A	20 ballasts /6 A	20 ballasts /4.5 A
Nova T☆	6 A	no derating	no derating
	8 A	no derating	no derating
	16 A	no derating	no derating
0-10VDC control ¹	30mA ballasts	no derating	no derating
Tu-Wire®	5 A	4 A	3.3 A
Fan controls			
Quiet 3-speed	1.5 A	no derating	no derating
Fully variable	6 A	4.2 A	2.5 A
Fully variable	12 A	10 A	8.3 A
Electronic tapswitches²			
VETS-1000-	1000W	800W	650W
VETS-1000-SL-	1000W	900W	700W
VETN-1000-	1000 VA	700 VA	550 VA

For further information on ganging Nova®, visit www.lutron.com/customganging.

¹PowerPack required for line voltage switching.

²VETS-R-Auxiliary electronic tapswitches do not require derating.

Dimmer capabilities and interface requirements

- M** Multi-location—true dimming from each location
- E** eco-model available
- Compatible dimmer (no interface)
- WBX** **TVI** **3F** **PA** Requires interface, see notes below



Dimmers	capacity†	M				
Incandescent/halogen 120V	600W				M	
	1000W				M	
	1500W			WBX		
	2000W			WBX		
Magnetic low-voltage 120V	600 VA (450W)					
	1000 VA (800W)					
	1500 VA (1200W)			WBX		
	2000 VA (1600W)			WBX	WBX	
Magnetic low-voltage 277V	600 VA (450W)			WBX		WBX
	1000 VA (800W)			WBX		WBX
Electronic low-voltage 120V	300W			WBX		
	450W			WBX	WBX	
	600W			WBX		WBX
Electronic low-voltage 277V	16A			WBX	WBX	WBX
Neon/cold cathode				WBX	WBX	
3-wire ballasts and Hi-lume® LED driver 120V	6A					
	Hi-lume, Hi-lume Compact SE,	8A				
	Eco-10® and EcoSystem® ballasts	16A			3F	
3-wire ballasts and Hi-lume LED driver 277V	6A			3F		
	Hi-lume, Hi-lume Compact SE,	8A			3F	
	Eco-10 and EcoSystem ballasts	16A			3F	3F
					3F	3F
Tu-Wire® ballasts 120V	5A			PA		
0-10VDC (ballasts or LED Drivers) 120/277V	16A	TVI	TVI			

WBX: Wallbox Phase Adaptive Power Module (PHPM-WBX-DV-WH)

3F: Fluorescent Power Module (PHPM-3F-DV-WH)

TVI: 0-10V Interface (GRX-TVI)

PA: Phase Adaptive Power Module (PHPM-PA-DV-WH)

See pgs. 178–179 for specific compatible dimmer models and switching interface solutions.

*Consult Lutron Technical Support for information on interfaces with Vierti.

†UL listed for FULL wattage indicated (derate capacity only if ganged with other devices).

Dimmer capabilities and interface requirements

M Multi-location—true dimming from each location

E eco-model available

 Compatible dimmer (no interface)

WBX **TVI** **3F** **PA** Requires interface, see notes below



Dimmers	capacity†	M	M	M	M		
 Incandescent/halogen 120V	600W	E				E	
	1000W						
	1500W	WBX		WBX	WBX	WBX	
	2000W	WBX		WBX	WBX	WBX	
 Magnetic low-voltage 120V	600VA (450W)						
	1000VA (800W)						
	1500VA (1200W)	WBX		WBX	WBX	WBX	
	2000VA (1600W)	WBX		WBX	WBX	WBX	
 Magnetic low-voltage 277V	600VA (450W)	WBX		WBX	WBX	WBX	
	1000VA (800W)	WBX		WBX	WBX	WBX	
 Electronic low-voltage 120V	300W			WBX			
	450W			WBX		WBX	
	600W			WBX		WBX	
 Electronic low-voltage 277V	16A	WBX		WBX	WBX	WBX	
 Neon/cold cathode				WBX		WBX	
 3-wire ballasts and Hi-lume® LED driver 120V	6A						
	Hi-lume, Hi-lume Compact SE, Eco-10® and EcoSystem® ballasts	8A	3F		3F	3F	
	16A	3F		3F	3F	3F	
 3-wire ballasts and Hi-lume LED driver 277V	6A						
	Hi-lume, Hi-lume Compact SE, Eco-10 and EcoSystem ballasts	8A	3F		3F	3F	3F
	16A	3F		3F	3F	3F	
 Tu-Wire® ballasts 120V	5A	PA		PA			
 0-10VDC (ballasts or LED Drivers) 120/277V	16A	TVI		TVI	TVI	TVI	

WBX: Wallbox Phase Adaptive Power Module (PHPM-WBX-DV-WH)

3F: Fluorescent Power Module (PHPM-3F-DV-WH)

TVI: 0-10V Interface (GRX-TVI)

PA: Phase Adaptive Power Module (PHPM-PA-DV-WH)

See pgs. 178–179 for specific compatible dimmer models and switching interface solutions.

†UL listed for FULL wattage indicated (derate capacity only if ganged with other devices).

Dimmer capabilities and interface requirements

M Multi-location—true dimming from each location

E eco-model available

 Compatible dimmer (no interface)

WBX **TVI** **3F** **PA** Requires interface, see notes below

					
		Lyneo® Lx pg. 94	Skylark Contour™ pg. 100	Skylark® pg. 104	Abella® pg. 114
Dimmers	capacity†				M
 Incandescent/halogen 120V	600W		E	E	
	1000W				
	1500W	WBX		WBX	
	2000W	WBX		WBX	
 Magnetic low-voltage 120V	600 VA (450W)				
	1000 VA (800W)			WBX	
	1500 VA (1200W)	WBX		WBX	
	2000 VA (1600W)	WBX		WBX	
 Magnetic low-voltage 277V	600 VA (450W)	WBX		WBX	
	1000 VA (800W)	WBX		WBX	
 Electronic low-voltage 120V	300W				
	450W			WBX	
	600W			WBX	
 Electronic low-voltage 277V	16A	WBX		WBX	
 Neon/cold cathode		WBX		WBX	
 3-wire ballasts and Hi-lume® LED driver 120V	6A				
	Hi-lume, Hi-lume Compact SE, Eco-10® and EcoSystem® ballasts	8A			
		16A	3F		3F
 3-wire ballasts and Hi-lume LED driver 277V	6A				
	Hi-lume, Hi-lume Compact SE, Eco-10 and EcoSystem ballasts	8A	3F		3F
		16A	3F		3F
 Tu-Wire® ballasts 120V	5A	PA			
 0-10VDC (ballasts or LED Drivers) 120/277V	16A	TVI		TVI	

WBX: Wallbox Phase Adaptive Power Module (PHPM-WBX-DV-WH)

3F: Fluorescent Power Module (PHPM-3F-DV-WH)

See pgs. 178–179 for specific compatible dimmer models and switching interface solutions.

TVI: 0-10V Interface (GRX-TVI)

PA: Phase Adaptive Power Module (PHPM-PA-DV-WH)

†UL listed for FULL wattage indicated (derate capacity only if ganged with other devices).

Dimmer capabilities and interface requirements

- M** Multi-location—true dimming from each location
- E** eco-model available
- Compatible dimmer (no interface)
- WBX** **TVI** **3F** **PA** Requires interface, see notes below



Dimmers	capacity†				
 Incandescent/halogen 120V	600W		E		E
	1000W				
	1500W		WBX		
	2000W		WBX		
 Magnetic low-voltage 120V	600 VA (450W)				
	1000 VA (800W)				
	1500 VA (1200W)		WBX		
	2000 VA (1600W)		WBX		
 Magnetic low-voltage 277V	600 VA (450W)		WBX		
	1000 VA (800W)		WBX		
 Electronic low-voltage 120V	300W		WBX		
	450W		WBX		
	600W		WBX		
 Electronic low-voltage 277V	16A		WBX		
 Neon/cold cathode			WBX		
 3-wire ballasts and Hi-lume® LED driver 120V 6A	Hi-lume, Hi-lume Compact SE,	8A			
	Eco-10® and EcoSystem® ballasts	16A		3F	
 3-wire ballasts and Hi-lume LED driver 277V 6A	Hi-lume, Hi-lume Compact SE,	8A		3F	
	Eco-10 and EcoSystem ballasts	16A		3F	
 Tu-Wire® ballasts 120V	5A		PA		
 0-10VDC (ballasts or LED Drivers) 120/277V	16A		TVI		

WBX: Wallbox Phase Adaptive Power Module (PHPM-WBX-DV-WH)

3F: Fluorescent Power Module (PHPM-3F-DV-WH)

See pgs. 178–179 for specific compatible dimmer models and switching interface solutions.

TVI: 0-10V Interface (GRX-TVI)

PA: Phase Adaptive Power Module (PHPM-PA-DV-WH)

†UL listed for FULL wattage indicated (derate capacity only if ganged with other devices).

Dimmer models/load interface compatibility

	Incandescent, magnetic and electronic low-voltage (120/277 V)		3-wire Fluorescent ballasts or Hi-lume® LED drivers (120/277 V)		0-10VDC Ballasts or LED drivers (120/277 V)	
	WBX 		3F 		TVI 	
	Wallbox Phase Adaptive Power Module* PHPM-WBX-DV-WH		Fluorescent Power Module* PHPM-3F-DV-WH		0-10V Interface GRX-TV1	
Dimmer Family	Single-pole	3-way or multi-location	Single-pole	3-way or multi-location	Single-pole	3-way or multi-location
Abella®	–	–	–	–	–	–
Ariadni®	–	AYF-103P-	–	AYF-103P-	–	AYF-103P-
Ceana®	–	–	–	–	–	–
Diva® Gloss	–	DVF-103P-	–	DVF-103P-	–	DVF-103P-
Diva Satin Colors®	–	DVSCF-103P-	–	DVSCF-103P-	–	DVSCF-103P-
Glyder®	–	–	–	–	–	–
Lyneo® Lx	–	LXF-103PL-	–	LXF-103PL-	–	LXF-103PL-
Maestro® Gloss	–	MAF-6AM-	–	MAF-6AM-	–	MAF-6AM-
Maestro® Satin Colors®	–	MSCF-6AM-	–	MSCF-6AM-	–	MSCF-6AM-
Maestro Wireless®	–	MRF2-F6AN-DV-	–	MRF2-F6AN-DV-	–	MRF2-F6AN-DV-
Nova®	NF-10-	NF-103P-	NF-10-	NF-103P-	NF-10-	NF-103P-
Nova T☆®	NTF-10-	NTF-103P-	NTF-10-	NTF-103P-	NTF-10-	NTF-103P-
Skylark®	SF-10P-	SF-103P-	SF-10P-	SF-103P-	SF-10P-	SF-103P-
Spacer System®	–	SPSF-6AM-	–	SPSF-6AM-	SPSF-S6A-	SPSF-6AM-
Vareo®	–	VF-10-	–	VF-10-	–	VF-10-
Vierti®	contact Lutron		contact Lutron		–	VTF-6AM-

Use only dimmer model numbers listed.

*Dual 120/277 V model given, 120V only versions are also available. Please see Technical notes, pg. 179.

Dimmer models/load interface compatibility

Dimmer Family	Tu-Wire® Fluorescent Ballasts (120V)		Switched Lighting (120/277V)	
	PA 		SW 	
	Phase Adaptive Power Module* PHPM-PA-DV-WH		Switching Power Module* PHPM-SW-DV-WH	
	Single-pole	3-way or multi-location	Single-pole	3-way or multi-location
Abella®	–	–	–	AB-S6AM-
Ariadni®	–	AYF-103P-	–	–
Ceana®	–	–	–	–
Diva® Gloss	–	DVF-103P-	–	–
Diva Satin Colors®	–	DVSCF-103P-	–	–
Glyder®	–	–	–	–
Lyneo® Lx	–	LXF-103PL-	LX-1PSL-	LX-3PSL-
Maestro® Gloss	–	MAF-6AM-	–	MA-S8AM-
Maestro® Satin Colors®	–	MSCF-6AM-	–	MSC-S8AM-
Maestro Wireless®	–	MRF2-F6AN-DV-	–	MRF2-6ANS-
Nova®	NF-10-	NF-103P-	–	–
Nova T☆®	NTF-10-	NTF-103P-	–	–
Skylark®	SF-10P-	SF-103P-	–	–
Spacer System®	SPSF-S6A-	SPSF-6AM-	SPSF-S6A-	SPSF-S6AM-
Vareo®	–	VF-10-	–	VETN-1000-
Vierti®	contact Lutron		contact Lutron	

Technical notes

- Lighting load interfaces must be matched to load type and voltage
- All load interfaces for dimmed load are controlled by a 120V 3-wire fluorescent dimmer
- Power feed to dimmer may differ from lighting load/interface voltage
- Interfaces typically require additional power feeds
- For wiring information, consult wiring diagrams, see pgs. 193-195
- For assistance and additional solutions, consult Lutron Technical Support at 1.800.523.9466 (24 hours/7 days)

Interface mounting

- PHPM interfaces mount to 2-gang electrical backbox (W: 6.30 in x H: 5.10 in)
- GRX-TVI enclosure is surface mount only (W: 6.10 in x H: 12.50 in x D: 3.30 in)

Use only dimmer model numbers listed.

*Dual 120/277V model given, 120V only versions are also available. Please see Technical notes, pg. 179.

Ariadni®



For illustration purposes only. Consult model number pages for specific voltage and capacity information.

For ballast information, visit www.lutron.com/ballasts.

For more information on LED drivers, visit www.lutron.com/LED.

†Interface provides additional capacity and/or may be different voltage than dimmer.


Ariadni®



For illustration purposes only. Consult model number pages for specific voltage and capacity information.

†Interface provides additional capacity and/or may be different voltage than dimmer.

Ariadni®



For illustration purposes only. Consult model number pages for specific voltage and capacity information.