

# Wallbox Lighting Controls

|                 |              |
|-----------------|--------------|
| Project Name:   | Prepared By: |
| Project Number: | Date:        |
| Catalog Number: | Type:        |



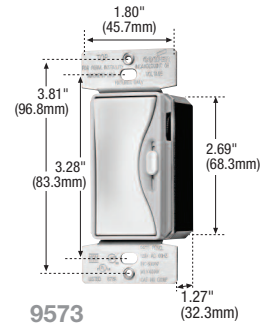
## ASPIRE LED, CFL & Incandescent Dimmer

Single-Pole & 3-Way  
300W Dimmable LED, Compact Fluorescent (CFL)  
600W Incandescent/Halogen

### ASPIRE Dimmers

#### FEATURES

- Preset feature allows user to return to previous light when turning lights on.
- Integrated full-slide control for easy, precise operation.
- Preset versions can be wired as Single-Pole or 3-Way.
- Device can be wired into either 3-Way location (load side or line side).
- Neutral is not required for installation of device.
- Replaces a standard switch and offers dimming capabilities.
- Power failure memory.
- Radio Frequency Interface filtering is standard on all models.
- Electrostatic discharge protection.
- Precise color matching.
- Compatible with any decorator wallplate or screwless wallplate.
- Compatible with many dimmable CFL and LED lamps.



#### ASPIRE Dimmers, Back & Side Wire



| LED/CFL Rating  | INC/Halogen Rating | Description                                       | Catalog No. Color Suffix                             |
|-----------------|--------------------|---|--|
| 300W<br>120V/AC | 600W<br>120V/AC    | Slide Dimmer, Single-Pole & 3-Way LED with Preset | <input type="checkbox"/> 9573-____<br>AW, DS, SG, WS |

#### Color Ordering Information

For ordering, include Cat. No. followed by the color code: AW (Alpine White), DS (Desert Sand), SG (Silver Granite), WS (White Satin)

#### TESTING & CODE COMPLIANCE

- cULus Listed to UL1472, file no. E47967
- NOM Certified

#### MATERIAL CHARACTERISTICS

- Environmental: Flammability meets UL 94 requirements; V2 rated
- Temperature Rating: 0°C to 40°C (32°F to 104°F)

# Wallbox Lighting Controls Specification & Performance Data

|                 |              |
|-----------------|--------------|
| Project Name:   | Prepared By: |
| Project Number: | Date:        |
| Catalog Number: | Type:        |



## ASPIRE LED, CFL & Incandescent Dimmer

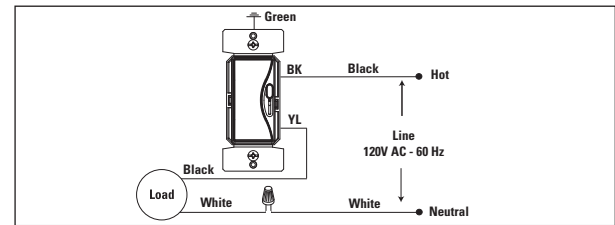
Single-Pole & 3-Way  
300W Dimmable LED, Compact Fluorescent (CFL)  
600W Incandescent/Halogen

### Application

Cooper Wiring Devices' ASPIRE LED & CFL Dimmers provide full range classic linear-slide dimming for 300W dimmable CFL, and LED as well as 600W incandescent & halogen light sources. These units are ideal for residential and light commercial applications and are compatible with Cooper Wiring Devices Decorator style devices and wallplates. Preset units feature a preset "ON/OFF" switch that automatically returns controlled light(s) to a preset level without disturbing the brightness level. The device is designed for both Single-Pole (one location) and 3-Way (multi-location) applications.

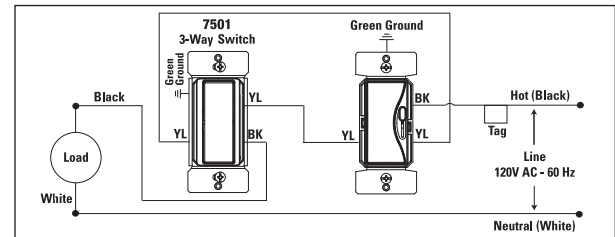
|                               |                              |  |
|-------------------------------|------------------------------|--|
|                               | Device Type                  | ASPIRE Slide Dimmers, 9573 Series  |
|                               | Wiring Type                  | Back & side wire   |
|                               | Testing & Code Compliance    | <ul style="list-style-type: none"> <li>cULus Listed to UL1472, file no. E47967</li> <li>NOM Certified</li> </ul>                 |
| Specifications: Environmental | Flammability                 | Meets UL 94 requirements; V2 rated   |
|                               | Temperature Rating           | 0°C to 40°C (32°F to 104°F)  |
| Specifications: Electrical    | Rating                       | 120V/AC 60 Hz  |
|                               | Light Intensity Control      | Full-range, continuously variable dimming  |
|                               | Dimming Performance          | Solid State Dimming  |
|                               | Surge Protection             | Meets ANSI/IEEE Std. C62.41-1980, tested to withstand voltage surges up to 6000V and current surges of up to 200A without damage |
|                               | Radio Frequency Interference | Designed to reduce interference with radio, audio and video equipment  |
|                               | Power-failure Memory         | Light returns to same level prior to power interruption  |
|                               | Lamp Ratings                 | 600W Incandescent, Halogen<br>300W Dimmable CFL, LED   |
| Specifications: Mechanical    | Wiring Types                 | Single-Pole & 3-Way  |
|                               | LED Indicators               | Load status indicator  |
|                               | Voltage Ratings              | Permanently marked on device   |
| Materials:                    | Top Housing                  | Polycarbonate  |
|                               | Bottom Housing               | Polycarbonate  |
|                               | Strap                        | Aluminum   |
|                               | Form Factor                  | Decorator  |
|                               | Finish                       | Gloss  |

**Single-Pole Wiring Diagram, Incandescent, Halogen, LED & CFL**



NOTE: Location of terminal screws are color-coded with "BK" or "YL".

**3-Way Wiring Diagram, Incandescent, Halogen, LED & CFL**



NOTE: 3-way switch must be used at the other location.

| De-Rating Chart      | 600W Models |            |            |
|----------------------|-------------|------------|------------|
|                      | 1-Gang      | 2-Gang     | 3-Gang     |
| Incandescent         | 600W max.   | 500W max.  | 500W max.  |
| Magnetic Low-Voltage | 600VA max.  | 500VA max. | 500VA max. |
| CFL and LED          | 300 W max.  | 300 W max. | 300 W max. |

Specifications subject to change without notice.

# Wallbox Lighting Controls Specification & Performance Data



## ASPIRE LED, CFL & Incandescent Dimmer

|                 |              |
|-----------------|--------------|
| Project Name:   | Prepared By: |
| Project Number: | Date:        |
| Catalog Number: | Type:        |

Single-Pole & 3-Way  
300W Dimmable LED, Compact Fluorescent (CFL)  
600W Incandescent/Halogen

### Compatible CFL Sources

|                 |  |
|-----------------|--|
| <b>Sylvania</b> | CF5EL/B10/C/DIM/827<br>CF5EL/A15/DIM/827<br>CF5EL/DECO/DIM<br>CF24EL/TWIST/827/DIM<br>CF19EL/BR40/827/DIM<br>CF15EL/BR30/DIM/827<br>CF14EL/TWIST/827/DIM<br>CF14EL/R20/827/DIM               |
| <b>TCP</b>      | 40114<br>40123<br>2R2014DIM<br>2R3016DIM<br>2R4019DIM<br>10123<br>8T03CL<br>8T05CL<br>8T08CL<br>8TC05F<br>8A08WH<br>8TF05F<br>2G2514DIM  |
| <b>Globe</b>    | CCFL R20<br>CCFL VANITY<br>CCFL A-TYPE<br>CCFL PAR20   |
| <b>Phillips</b> | EL/ES Dim 20 Alto<br>EL/A R30 DIM 16W<br>EL/A R40 DIM 20W<br>EL/A PAR38 DIM 20W<br>EL/A R40 Dim 20W(150725)<br>EL/mDT DIM 20W<br>EL/Dt dim 32W<br>EL/mdT Dim 15W<br>EL/A R30 DIM 16W(150417) |
| <b>Ecosmart</b> | ES5M814DIM<br>ES5M10123<br>ES5R214DIM50K<br>ES5CCDF052<br>ES5R315DIM   |
| <b>Feit</b>     | BPESL15T/DM<br>LBP13TC/DM<br>BPESL23T/DIM<br>ESL15R30/DM<br>BPESL15R30/DM  |
| <b>GE</b>       | FLE15/2/DV/R30<br>FLE15HT3/2/DV/<br>FLE26/2/DV/R40<br>FLE26HT3/2/DV/   |
| <b>Neptune</b>  | 24514-ADIM<br>32016-ADIM   |

### Compatible LED Sources

|                         |  |
|-------------------------|--|
| <b>Cooper Lighting</b>  | AP706830WBST24 (formerly ALED3T24)<br>H455ICAT120D<br>H456ICAT120D<br>H455RICAT120D<br>ML706827<br>ML706830<br>ML706835<br>ML706840<br>ML709827ICAT120D<br>ML709830ICAT120D<br>ML709835ICAT120D<br>ML709840ICAT120D<br>RL706830E26WBS<br>RL706830WBS   |
| <b>Cree</b>             | LR6<br>LR6-DR650<br>LR6-DR1000<br>LE6<br>CR6<br>LR4E-15<br>LR4E-30   |
| <b>Philips</b>          | EnduraLED 7A 2700 A19 Dimm (407956)<br>EnduraLED 11W 2700K PAR30S Dimmable (408096)<br>EnduraLED 11W 3000K PAR30S Dimmable (408104)<br>EnduraLED 11W 4200K PAR30S Dimmable (408112)<br>EnduraLED 11W 2700K PAR30L Dimmable (408120)<br>EnduraLED 11W 3000K PAR30L Dimmable (408138 )<br>EnduraLED 11W 4200K PAR30S Dimmable (408146)<br>EnduraLED 11W 4200K PAR30S Dimmable (410134)<br>EnduraLED 11W 2700K PAR30L Dimmable (410142)<br>EnduraLED 16W 2700K 120V PAR38 Dimmable (408153)<br>EnduraLED 16W 3000K 120V PAR38 Dimmable (408161)<br>EnduraLED 16W 4200K 120V PAR38 Dimmable (408179)<br>EnduraLED 6W 3000K R20 Dimm (408203) |
| <b>Sylvania</b>         | LED15PAR30LN/DIM/830/FL40<br>LED15PAR30LN/DIM/830/NFL25<br>LED15PAR30LN/DIM/827/NFL25<br>LED15PAR30LN/DIM/827/FL40<br>LED18PAR38/DIM/830/NFL25<br>LED18PAR38/DIM/830/FL40<br>LED18PAR38/DIM/827/NFL25<br>LED18PAR38/DIM/827/FL40<br>LED8A/DIM/F/830<br>LED8A/DIM/F/827<br>LED8G25/DIM/F/830<br>LED8G25/DIM/827<br>LED8PAR20/DIM/830/NFL25<br>LED8PAR20/DIM/830/FL36<br>LEDPAR20/DIM/827/NFL25<br>LEDPAR20/DIM/827/FL36   |
| <b>Ecosmart</b>         | ECO-575L<br>ECS19WW120<br>ECS20WWFL120<br>ECS30WWFL120<br>ECS38WWFL120<br>ECS25WW120   |
| <b>Lighting Science</b> | DFN20NWFL120<br>DFN38NWFL120<br>DFN30NWFL120<br>DFN19NW120<br>DFN25NWFL120   |
| <b>Satco</b>            | S873X (PAR20)<br>S874X, S877X (PAR30)<br>S875X (PAR 38)  |
| <b>Solaris</b>          | LR30/10/30/750<br>LR30/25/30/750<br>LR30LN/10/30/850<br>LR30LN/25/30/850<br>LR38/10/30/1000<br>LR38/25/30/1000   |

Specifications subject to change without notice.  
Updated June 2011

Contact Tech Support for specific compatibility inquiries:  
Monday - Friday, 8:00 am to 6:00 pm EST  
866-853-4293, option 3  
techsupport@cooperwiringdevices.com

# Wallbox Lighting Controls

|                 |              |
|-----------------|--------------|
| Project Name:   | Prepared By: |
| Project Number: | Date:        |
| Catalog Number: | Type:        |



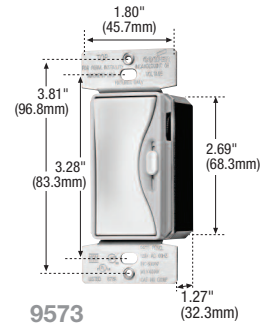
## ASPIRE LED, CFL & Incandescent Dimmer

Single-Pole & 3-Way  
300W Dimmable LED, Compact Fluorescent (CFL)  
600W Incandescent/Halogen

### ASPIRE Dimmers

#### FEATURES

- Preset feature allows user to return to previous light when turning lights on.
- Integrated full-slide control for easy, precise operation.
- Preset versions can be wired as Single-Pole or 3-Way.
- Device can be wired into either 3-Way location (load side or line side).
- Neutral is not required for installation of device.
- Replaces a standard switch and offers dimming capabilities.
- Power failure memory.
- Radio Frequency Interface filtering is standard on all models.
- Electrostatic discharge protection.
- Precise color matching.
- Compatible with any decorator wallplate or screwless wallplate.
- Compatible with many dimmable CFL and LED lamps.



#### ASPIRE Dimmers, Back & Side Wire



| LED/CFL Rating  | INC/Halogen Rating | Description                                       | Catalog No. Color Suffix                             |
|-----------------|--------------------|---|--|
| 300W<br>120V/AC | 600W<br>120V/AC    | Slide Dimmer, Single-Pole & 3-Way LED with Preset | <input type="checkbox"/> 9573-____<br>AW, DS, SG, WS |

#### Color Ordering Information

For ordering, include Cat. No. followed by the color code: AW (Alpine White), DS (Desert Sand), SG (Silver Granite), WS (White Satin)

#### TESTING & CODE COMPLIANCE

- cULus Listed to UL1472, file no. E47967
- NOM Certified

#### MATERIAL CHARACTERISTICS

- Environmental: Flammability meets UL 94 requirements; V2 rated
- Temperature Rating: 0°C to 40°C (32°F to 104°F)

# Wallbox Lighting Controls Specification & Performance Data

|                 |              |
|-----------------|--------------|
| Project Name:   | Prepared By: |
| Project Number: | Date:        |
| Catalog Number: | Type:        |



## ASPIRE LED, CFL & Incandescent Dimmer

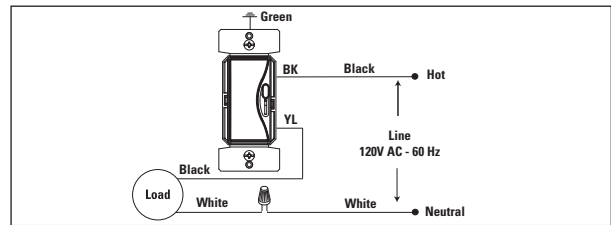
Single-Pole & 3-Way  
300W Dimmable LED, Compact Fluorescent (CFL)  
600W Incandescent/Halogen

### Application

Cooper Wiring Devices' ASPIRE LED & CFL Dimmers provide full range classic linear-slide dimming for 300W dimmable CFL, and LED as well as 600W incandescent & halogen light sources. These units are ideal for residential and light commercial applications and are compatible with Cooper Wiring Devices Decorator style devices and wallplates. Preset units feature a preset "ON/OFF" switch that automatically returns controlled light(s) to a preset level without disturbing the brightness level. The device is designed for both Single-Pole (one location) and 3-Way (multi-location) applications.

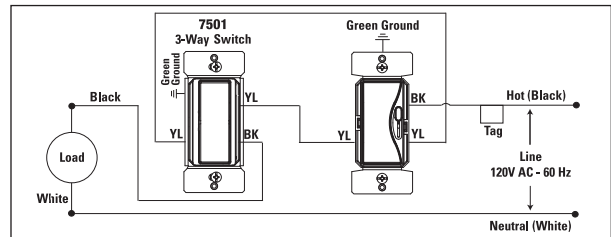
|                               |                              |  |
|-------------------------------|------------------------------|--|
|                               | Device Type                  | ASPIRE Slide Dimmers, 9573 Series  |
|                               | Wiring Type                  | Back & side wire   |
|                               | Testing & Code Compliance    | <ul style="list-style-type: none"> <li>cULus Listed to UL1472, file no. E47967</li> <li>NOM Certified</li> </ul>                 |
| Specifications: Environmental | Flammability                 | Meets UL 94 requirements; V2 rated   |
|                               | Temperature Rating           | 0°C to 40°C (32°F to 104°F)  |
| Specifications: Electrical    | Rating                       | 120V/AC 60 Hz  |
|                               | Light Intensity Control      | Full-range, continuously variable dimming  |
|                               | Dimming Performance          | Solid State Dimming  |
|                               | Surge Protection             | Meets ANSI/IEEE Std. C62.41-1980, tested to withstand voltage surges up to 6000V and current surges of up to 200A without damage |
|                               | Radio Frequency Interference | Designed to reduce interference with radio, audio and video equipment  |
|                               | Power-failure Memory         | Light returns to same level prior to power interruption  |
|                               | Lamp Ratings                 | 600W Incandescent, Halogen<br>300W Dimmable CFL, LED   |
| Specifications: Mechanical    | Wiring Types                 | Single-Pole & 3-Way  |
|                               | LED Indicators               | Load status indicator  |
|                               | Voltage Ratings              | Permanently marked on device   |
| Materials:                    | Top Housing                  | Polycarbonate  |
|                               | Bottom Housing               | Polycarbonate  |
|                               | Strap                        | Aluminum   |
|                               | Form Factor                  | Decorator  |
|                               | Finish                       | Gloss  |

**Single-Pole Wiring Diagram, Incandescent, Halogen, LED & CFL**



NOTE: Location of terminal screws are color-coded with "BK" or "YL".

**3-Way Wiring Diagram, Incandescent, Halogen, LED & CFL**



NOTE: 3-way switch must be used at the other location.

| De-Rating Chart      | 600W Models |            |            |
|----------------------|-------------|------------|------------|
|                      | 1-Gang      | 2-Gang     | 3-Gang     |
| Incandescent         | 600W max.   | 500W max.  | 500W max.  |
| Magnetic Low-Voltage | 600VA max.  | 500VA max. | 500VA max. |
| CFL and LED          | 300 W max.  | 300 W max. | 300 W max. |

Specifications subject to change without notice.

# Wallbox Lighting Controls Specification & Performance Data



## ASPIRE LED, CFL & Incandescent Dimmer

|                 |              |
|-----------------|--------------|
| Project Name:   | Prepared By: |
| Project Number: | Date:        |
| Catalog Number: | Type:        |

Single-Pole & 3-Way  
300W Dimmable LED, Compact Fluorescent (CFL)  
600W Incandescent/Halogen

### Compatible CFL Sources

|                 |  |
|-----------------|--|
| <b>Sylvania</b> | CF5EL/B10/C/DIM/827<br>CF5EL/A15/DIM/827<br>CF5EL/DECO/DIM<br>CF24EL/TWIST/827/DIM<br>CF19EL/BR40/827/DIM<br>CF15EL/BR30/DIM/827<br>CF14EL/TWIST/827/DIM<br>CF14EL/R20/827/DIM               |
| <b>TCP</b>      | 40114<br>40123<br>2R2014DIM<br>2R3016DIM<br>2R4019DIM<br>10123<br>8T03CL<br>8T05CL<br>8T08CL<br>8TC05F<br>8A08WH<br>8TF05F<br>2G2514DIM  |
| <b>Globe</b>    | CCFL R20<br>CCFL VANITY<br>CCFL A-TYPE<br>CCFL PAR20   |
| <b>Phillips</b> | EL/ES Dim 20 Alto<br>EL/A R30 DIM 16W<br>EL/A R40 DIM 20W<br>EL/A PAR38 DIM 20W<br>EL/A R40 Dim 20W(150725)<br>EL/mDT DIM 20W<br>EL/Dt dim 32W<br>EL/mdT Dim 15W<br>EL/A R30 DIM 16W(150417) |
| <b>Ecosmart</b> | ES5M814DIM<br>ES5M10123<br>ES5R214DIM50K<br>ES5CCDF052<br>ES5R315DIM   |
| <b>Feit</b>     | BPEL15T/DM<br>LBP13TC/DM<br>BPEL23T/DIM<br>ESL15R30/DM<br>BPEL15R30/DM   |
| <b>GE</b>       | FLE15/2/DV/R30<br>FLE15HT3/2/DV/<br>FLE26/2/DV/R40<br>FLE26HT3/2/DV/   |
| <b>Neptune</b>  | 24514-ADIM<br>32016-ADIM   |

### Compatible LED Sources

|                         |  |
|-------------------------|--|
| <b>Cooper Lighting</b>  | AP706830WBST24 (formerly ALED3T24)<br>H455ICAT120D<br>H456ICAT120D<br>H455RICAT120D<br>ML706827<br>ML706830<br>ML706835<br>ML706840<br>ML709827ICAT120D<br>ML709830ICAT120D<br>ML709835ICAT120D<br>ML709840ICAT120D<br>RL706830E26WBS<br>RL706830WBS   |
| <b>Cree</b>             | LR6<br>LR6-DR650<br>LR6-DR1000<br>LE6<br>CR6<br>LR4E-15<br>LR4E-30   |
| <b>Philips</b>          | EnduraLED 7A 2700 A19 Dimm (407956)<br>EnduraLED 11W 2700K PAR30S Dimmable (408096)<br>EnduraLED 11W 3000K PAR30S Dimmable (408104)<br>EnduraLED 11W 4200K PAR30S Dimmable (408112)<br>EnduraLED 11W 2700K PAR30L Dimmable (408120)<br>EnduraLED 11W 3000K PAR30L Dimmable (408138 )<br>EnduraLED 11W 4200K PAR30S Dimmable (408146)<br>EnduraLED 11W 4200K PAR30S Dimmable (410134)<br>EnduraLED 11W 2700K PAR30L Dimmable (410142)<br>EnduraLED 16W 2700K 120V PAR38 Dimmable (408153)<br>EnduraLED 16W 3000K 120V PAR38 Dimmable (408161)<br>EnduraLED 16W 4200K 120V PAR38 Dimmable (408179)<br>EnduraLED 6W 3000K R20 Dimm (408203) |
| <b>Sylvania</b>         | LED15PAR30LN/DIM/830/FL40<br>LED15PAR30LN/DIM/830/NFL25<br>LED15PAR30LN/DIM/827/NFL25<br>LED15PAR30LN/DIM/827/FL40<br>LED18PAR38/DIM/830/NFL25<br>LED18PAR38/DIM/830/FL40<br>LED18PAR38/DIM/827/NFL25<br>LED18PAR38/DIM/827/FL40<br>LED8A/DIM/F/830<br>LED8A/DIM/F/827<br>LED8G25/DIM/F/830<br>LED8G25/DIM/827<br>LED8PAR20/DIM/830/NFL25<br>LED8PAR20/DIM/830/FL36<br>LEDPAR20/DIM/827/NFL25<br>LEDPAR20/DIM/827/FL36   |
| <b>Ecosmart</b>         | ECO-575L<br>ECS19WW120<br>ECS20WWFL120<br>ECS30WWFL120<br>ECS38WWFL120<br>ECS25WW120   |
| <b>Lighting Science</b> | DFN20NWFL120<br>DFN38NWFL120<br>DFN30NWFL120<br>DFN19NW120<br>DFN25NWFL120   |
| <b>Satco</b>            | S873X (PAR20)<br>S874X, S877X (PAR30)<br>S875X (PAR 38)  |
| <b>Solaris</b>          | LR30/10/30/750<br>LR30/25/30/750<br>LR30LN/10/30/850<br>LR30LN/25/30/850<br>LR38/10/30/1000<br>LR38/25/30/1000   |

Specifications subject to change without notice.  
Updated June 2011

Contact Tech Support for specific compatibility inquiries:  
Monday - Friday, 8:00 am to 6:00 pm EST  
866-853-4293, option 3  
techsupport@cooperwiringdevices.com