

# Conduit Bushings for Rigid Metal Conduit and IMC

## Applications

- Used with a locknut to terminate rigid metal conduit or IMC conduit to a box or enclosure.

## Features



- Provides a smooth pulling surface.

## Material/Finish

- BU: malleable iron/zinc electroplated
- BBU: impact resistant plastic or thermoplastic

## Certifications and Compliances



- UL Standard: 514B
- UL Listed: E14814
- CSA Standard: C22.2 No. 18.3
- CSA Certified: 065178
- NEMA: FB-1

	Catalog Number	Trade Size (Inches)	Dimensions in Inches/Millimeters		Weight Lbs./Kgs. Per 100
			Diameter	Height	
<b>Threaded Bushings — Malleable Iron, Zinc Electroplated</b>					
	BU50	1/2	1.03/26.2	0.38/9.7	3.00/1.36
	BU75	3/4	1.25/31.8	0.44/11.2	4.00/1.81
	BU100	1	1.56/39.6	0.50/12.7	7.00/3.18
	BU125	1-1/4	2.00/50.8	0.63/16.0	13.00/5.90
	BU150	1-1/2	2.16/54.9	0.63/16.0	14.00/6.35
	BU200	2	2.63/66.8	0.63/16.0	19.00/8.62
	BU250	2-1/2	3.19/81.0	0.75/19.1	43.00/19.50
	BU300	3	3.81/96.8	0.94/23.9	56.00/25.40
	BU350	3-1/2	4.44/112.8	0.94/23.9	76.00/34.47
	BU400	4	4.94/125.5	1.06/26.9	109.00/49.44
	BU500	5	6.00/152.4	1.19/30.2	144.00/65.32
BU600	6	7.38/187.5	1.31/33.3	243.00/110.22	
<b>Threaded Bushings — Insulated — 150 °C Temperature Rating — Malleable Iron, Zinc Electroplated</b>					
	BU50I	1/2	1.19/30.2	0.50/12.7	4.00/1.81
	BU75I	3/4	1.44/36.6	0.56/14.2	6.00/2.72
	BU100I	1	1.75/44.5	0.63/16.0	9.00/4.08
	BU125I	1-1/4	2.13/54.1	0.75/19.1	10.00/4.54
	BU150I	1-1/2	2.31/58.7	0.88/22.4	19.00/8.62
	BU200I	2	2.81/71.4	0.94/23.9	24.00/10.89
	BU250I	2-1/2	3.38/85.9	1.00/25.4	47.00/21.32
	BU300I	3	4.06/103.1	1.13/28.7	60.00/27.22
	BU350I	3-1/2	4.50/114.3	1.19/30.2	69.00/31.30
	BU400I	4	5.19/131.8	1.31/33.3	100.00/45.36
	BU500I	5	6.06/153.9	1.31/33.3	200.00/90.72
BU600I	6	7.25/184.2	1.31/33.3	243.00/110.22	



# Conduit Bushings for Rigid Metal Conduit and IMC

COMMERCIAL PRODUCTS: RIGID AND IMC FITTINGS

Commercial Products

	Catalog Number	Trade Size (Inches)	Dimensions in Inches/Millimeters		Weight Lbs./Kgs. Per 100
			Diameter	Height	
<b>Threadless Bushings – Insulated – 150 °C Temperature Rating – Malleable Iron, Zinc Electroplated</b>					
	BU50SI	1/2	1.19/30.2	0.50/12.7	4.00/1.81
	BU75SI	3/4	1.44/36.6	9.06/230.1	6.00/2.72
	BU100SI	1	1.75/44.5	0.63/16.0	9.00/4.08
	BU125SI	1-1/4	2.13/54.1	0.75/19.1	10.00/4.54
	BU150SI	1-1/2	2.31/58.7	0.88/22.4	18.00/8.16
	BU200SI	2	2.81/71.4	0.94/23.9	25.00/11.34
	BU250SI	2-1/2	3.38/85.9	1.00/25.4	40.00/18.14
	BU300SI	3	4.06/103.1	1.13/28.7	55.00/24.95
	BU350SI	3-1/2	4.50/114.3	1.19/30.2	59.00/26.76
	BU400SI	4	5.19/131.8	1.31/33.3	90.00/40.82
<b>Threaded Capped Bushings – Malleable Iron, Zinc Electroplated, Polyethylene Cap</b>					
	BUC50	1/2	1.03/26.2	0.38/9.7	3.00/1.36
	BUC75	3/4	1.25/31.8	0.44/11.2	5.00/2.27
	BUC100	1	1.56/39.6	0.50/12.7	8.00/3.63
	BUC125	1-1/4	2.00/50.8	0.63/16.0	12.00/5.44
	BUC150	1-1/2	2.16/54.9	0.63/16.0	17.00/7.71
	BUC200	2	2.63/66.8	0.63/16.0	20.00/9.07
	BUC250	2-1/2	3.19/81.0	0.75/19.1	40.00/18.14
	BUC300	3	3.81/96.8	0.94/23.9	52.00/23.59
	BUC350	3-1/2	4.44/112.8	0.94/23.9	76.00/34.47
	BUC400	4	4.94/125.5	1.06/26.9	114.00/51.71
BUC500	5	6.00/152.4	1.19/30.2	149.00/67.59	
BUC600	6	7.38/187.5	1.31/33.3	250.00/113.40	

# Conduit Bushings for Rigid Metal Conduit and IMC

	Catalog Number	Trade Size (Inches)	Dimensions in Inches/Millimeters		Weight Lbs./Kgs. Per 100
			Diameter	Height	
<b>Threaded Impact Resistant Plastic Bushing – 105 °C Temperature Rating</b>					
	<b>BBU50</b>	1/2	1.06/26.9	0.41/10.4	0.60/0.27
	<b>BBU75</b>	3/4	1.31/33.3	0.41/10.4	0.80/0.36
	<b>BBU100</b>	1	1.56/39.6	0.56/14.2	1.50/0.68
	<b>BBU125</b>	1-1/4	1.91/48.5	0.56/14.2	2.30/1.04
	<b>BBU150</b>	1-1/2	2.19/55.6	0.56/14.2	3.00/1.36
	<b>BBU200</b>	2	2.69/68.3	0.63/16.0	4.00/1.81
	<b>BBU250</b>	2-1/2	3.19/81.0	0.72/18.3	7.80/3.54
	<b>BBU300</b>	3	3.84/97.5	0.75/19.1	10.00/4.54
	<b>BBU350</b>	3-1/2	4.34/110.2	0.75/19.1	13.00/5.90
	<b>BBU400</b>	4	4.84/122.9	0.78/19.8	11.00/4.99
<b>Threaded Thermoplastic Bushing – 150 °C Temperature Rating</b>					
	<b>BBU50H</b>	1/2	1.06/26.9	0.41/10.4	0.80/0.36
	<b>BBU75H</b>	3/4	1.31/33.3	0.41/10.4	0.90/0.41
	<b>BBU100H</b>	1	1.56/39.6	0.56/14.2	1.80/0.82
	<b>BBU125H</b>	1-1/4	1.91/48.5	0.56/14.2	2.80/1.27
	<b>BBU150H</b>	1-1/2	2.19/55.6	0.56/14.2	3.30/1.50
	<b>BBU200H</b>	2	2.69/68.3	0.63/16.0	4.40/2.00
	<b>BBU250H</b>	2-1/2	3.19/81.0	0.72/18.3	14.30/6.49
	<b>BBU300H</b>	3	3.84/97.5	0.75/19.1	11.00/4.99
	<b>BBU350H</b>	3-1/2	4.34/110.2	0.75/19.1	14.30/6.49
	<b>BBU400H</b>	4	4.84/122.9	0.78/19.8	18.70/8.48

COMMERCIAL PRODUCTS: RIGID AND IMC FITTINGS

Commercial Products

# Conduit Bushings for Rigid Metal Conduit and IMC

## Applications

- Used with a locknut to terminate rigid metal conduit or IMC conduit to a box or enclosure.

## Features



- Provides a smooth pulling surface.

## Material/Finish

- BU: malleable iron/zinc electroplated
- BBU: impact resistant plastic or thermoplastic

## Certifications and Compliances



- UL Standard: 514B
- UL Listed: E14814
- CSA Standard: C22.2 No. 18.3
- CSA Certified: 065178
- NEMA: FB-1

	Catalog Number	Trade Size (Inches)	Dimensions in Inches/Millimeters		Weight Lbs./Kgs. Per 100
			Diameter	Height	
<b>Threaded Bushings — Malleable Iron, Zinc Electroplated</b>					
	BU50	1/2	1.03/26.2	0.38/9.7	3.00/1.36
	BU75	3/4	1.25/31.8	0.44/11.2	4.00/1.81
	BU100	1	1.56/39.6	0.50/12.7	7.00/3.18
	BU125	1-1/4	2.00/50.8	0.63/16.0	13.00/5.90
	BU150	1-1/2	2.16/54.9	0.63/16.0	14.00/6.35
	BU200	2	2.63/66.8	0.63/16.0	19.00/8.62
	BU250	2-1/2	3.19/81.0	0.75/19.1	43.00/19.50
	BU300	3	3.81/96.8	0.94/23.9	56.00/25.40
	BU350	3-1/2	4.44/112.8	0.94/23.9	76.00/34.47
	BU400	4	4.94/125.5	1.06/26.9	109.00/49.44
	BU500	5	6.00/152.4	1.19/30.2	144.00/65.32
BU600	6	7.38/187.5	1.31/33.3	243.00/110.22	
<b>Threaded Bushings — Insulated — 150 °C Temperature Rating — Malleable Iron, Zinc Electroplated</b>					
	BU50I	1/2	1.19/30.2	0.50/12.7	4.00/1.81
	BU75I	3/4	1.44/36.6	0.56/14.2	6.00/2.72
	BU100I	1	1.75/44.5	0.63/16.0	9.00/4.08
	BU125I	1-1/4	2.13/54.1	0.75/19.1	10.00/4.54
	BU150I	1-1/2	2.31/58.7	0.88/22.4	19.00/8.62
	BU200I	2	2.81/71.4	0.94/23.9	24.00/10.89
	BU250I	2-1/2	3.38/85.9	1.00/25.4	47.00/21.32
	BU300I	3	4.06/103.1	1.13/28.7	60.00/27.22
	BU350I	3-1/2	4.50/114.3	1.19/30.2	69.00/31.30
	BU400I	4	5.19/131.8	1.31/33.3	100.00/45.36
	BU500I	5	6.06/153.9	1.31/33.3	200.00/90.72
BU600I	6	7.25/184.2	1.31/33.3	243.00/110.22	



# Conduit Bushings for Rigid Metal Conduit and IMC

COMMERCIAL PRODUCTS: RIGID AND IMC FITTINGS

Commercial Products

	Catalog Number	Trade Size (Inches)	Dimensions in Inches/Millimeters		Weight Lbs./Kgs. Per 100
			Diameter	Height	
<b>Threadless Bushings – Insulated – 150 °C Temperature Rating – Malleable Iron, Zinc Electroplated</b>					
	BU50SI	1/2	1.19/30.2	0.50/12.7	4.00/1.81
	BU75SI	3/4	1.44/36.6	9.06/230.1	6.00/2.72
	BU100SI	1	1.75/44.5	0.63/16.0	9.00/4.08
	BU125SI	1-1/4	2.13/54.1	0.75/19.1	10.00/4.54
	BU150SI	1-1/2	2.31/58.7	0.88/22.4	18.00/8.16
	BU200SI	2	2.81/71.4	0.94/23.9	25.00/11.34
	BU250SI	2-1/2	3.38/85.9	1.00/25.4	40.00/18.14
	BU300SI	3	4.06/103.1	1.13/28.7	55.00/24.95
	BU350SI	3-1/2	4.50/114.3	1.19/30.2	59.00/26.76
	BU400SI	4	5.19/131.8	1.31/33.3	90.00/40.82
<b>Threaded Capped Bushings – Malleable Iron, Zinc Electroplated, Polyethylene Cap</b>					
	BUC50	1/2	1.03/26.2	0.38/9.7	3.00/1.36
	BUC75	3/4	1.25/31.8	0.44/11.2	5.00/2.27
	BUC100	1	1.56/39.6	0.50/12.7	8.00/3.63
	BUC125	1-1/4	2.00/50.8	0.63/16.0	12.00/5.44
	BUC150	1-1/2	2.16/54.9	0.63/16.0	17.00/7.71
	BUC200	2	2.63/66.8	0.63/16.0	20.00/9.07
	BUC250	2-1/2	3.19/81.0	0.75/19.1	40.00/18.14
	BUC300	3	3.81/96.8	0.94/23.9	52.00/23.59
	BUC350	3-1/2	4.44/112.8	0.94/23.9	76.00/34.47
	BUC400	4	4.94/125.5	1.06/26.9	114.00/51.71
BUC500	5	6.00/152.4	1.19/30.2	149.00/67.59	
BUC600	6	7.38/187.5	1.31/33.3	250.00/113.40	

# Conduit Bushings for Rigid Metal Conduit and IMC

	Catalog Number	Trade Size (Inches)	Dimensions in Inches/Millimeters		Weight Lbs./Kgs. Per 100
			Diameter	Height	
<b>Threaded Impact Resistant Plastic Bushing – 105 °C Temperature Rating</b>					
	<b>BBU50</b>	1/2	1.06/26.9	0.41/10.4	0.60/0.27
	<b>BBU75</b>	3/4	1.31/33.3	0.41/10.4	0.80/0.36
	<b>BBU100</b>	1	1.56/39.6	0.56/14.2	1.50/0.68
	<b>BBU125</b>	1-1/4	1.91/48.5	0.56/14.2	2.30/1.04
	<b>BBU150</b>	1-1/2	2.19/55.6	0.56/14.2	3.00/1.36
	<b>BBU200</b>	2	2.69/68.3	0.63/16.0	4.00/1.81
	<b>BBU250</b>	2-1/2	3.19/81.0	0.72/18.3	7.80/3.54
	<b>BBU300</b>	3	3.84/97.5	0.75/19.1	10.00/4.54
	<b>BBU350</b>	3-1/2	4.34/110.2	0.75/19.1	13.00/5.90
	<b>BBU400</b>	4	4.84/122.9	0.78/19.8	11.00/4.99
<b>Threaded Thermoplastic Bushing – 150 °C Temperature Rating</b>					
	<b>BBU50H</b>	1/2	1.06/26.9	0.41/10.4	0.80/0.36
	<b>BBU75H</b>	3/4	1.31/33.3	0.41/10.4	0.90/0.41
	<b>BBU100H</b>	1	1.56/39.6	0.56/14.2	1.80/0.82
	<b>BBU125H</b>	1-1/4	1.91/48.5	0.56/14.2	2.80/1.27
	<b>BBU150H</b>	1-1/2	2.19/55.6	0.56/14.2	3.30/1.50
	<b>BBU200H</b>	2	2.69/68.3	0.63/16.0	4.40/2.00
	<b>BBU250H</b>	2-1/2	3.19/81.0	0.72/18.3	14.30/6.49
	<b>BBU300H</b>	3	3.84/97.5	0.75/19.1	11.00/4.99
	<b>BBU350H</b>	3-1/2	4.34/110.2	0.75/19.1	14.30/6.49
	<b>BBU400H</b>	4	4.84/122.9	0.78/19.8	18.70/8.48

COMMERCIAL PRODUCTS: RIGID AND IMC FITTINGS

Commercial Products