



**LA14WH**  
Discrete design

**LA600WH**  
MP3 customizable  
wired/wireless

**PB15LWH**  
Decorative pushbuttons

**LA224WH**  
Wireless chime



**BK125LWH**  
Builder kits

TRADITION OF  
**FASHION & QUALITY**  
THAT DATES BACK TO  
NUTONE'S INVENTION OF  
THE MODERN DAY DOOR CHIME

*A preferred choice of electrical pros since 1936.*

# The NuTone<sup>®</sup> Difference

**Decorative accents have never been in higher demand and NuTone door chimes offer a wide selection to complement your style.**

NuTone is the right choice in chimes and pushbuttons – from contemporary to traditional styles, musical, portable chimes or wireless – the choice is yours.

## Leadership

With a tradition of fashion and quality that dates back to 1936 NuTone continually researches and develops innovative new products and is the market leader in new technologies.

As the inventor of the door chime, the NuTone name is synonymous with door chimes. Popular global and domestic design trends are applied to all of our products, so you can benefit from the most current styles.

## Wired Chimes

- 4-5** Wired & Wireless Door Chime
- 6** Traditional Musical
- 7** Specialty Electronic
- 7** Ambient Light
- 8** Decorative
- 9** Builder Kits
  - 10** Junction Box Transformer
  - 10** Chime Accessories Transformers
- 11-12** Wired Pushbuttons


## Wireless Chimes


- 13** Portable
- 14** Plug-In
- 14** Mechanical Thru-Door Greeter
- 14** Wireless Pushbuttons


### MP3 Customizable Chimes

You can program your door chime to play any song or sound, such as seasonal music and holiday songs or sounds to support your favorite sports teams.

### Wireless Models Extended

 "Clean Air" Operating Range

 CD Quality Sound

 Volume Control

### Chime Kits with EZ Install Transformer

Not all transformers are equal. In fact, our transformers feature an easy-to-install lock-mount or wall-mount that can reduce installation time by 25%.

### Ambient Light Chimes

If you like the soothing sounds of chimes, then you'll likely enjoy the complement of soft, subtle light. Our ambient chimes will warmly greet you and your guests.

### Hearing Impaired Strobe Light

The built-in strobe light is ideal for hearing impaired or noisy environments.

### Transformer with Built In Thermal Cut Off

Designed to shut off the door chime system in the event of excessive temperature.



# NuTone® Wired and Wireless Door Chime



## LA600WH

Easily upload MP3 files to truly customize your door chime's notifications with your favorite sound or song. Door chime can be installed both wired and wireless. 128MB memory allows for storage of up to 40 songs or sounds on the door chime, offering a variety of notification options to fit any time of the year.

Uses a 16-volt transformer.

Dimensions:  
6" w x 9 1/2" h x 2 1/4" d



Volume Control


## MP3 Customizable

This door chime mechanism is the first of its kind! Featuring the most advanced customizable features on the market, the LA600WH offers MP3 upload capabilities. Now you can program your door chime to play any song or sound, such as seasonal music and holiday songs or sounds to support your favorite sports teams.




## LA600WH

- **Wired or wireless installation** choices make this an easy new or retrofit install for your home; installs in less than 15 minutes in most applications.
- **Audio controls** allow you to select the volume desired and a 5, 10 or 20-second or full song operation time to create the perfect chime without the need for additional software.
- **High quality digital audio** provides clear, crisp sound that will ring throughout the entire home.
- **128MB of memory** provides space for you to upload up to 40 songs or sounds, allowing you to store a variety of sounds for the whole year.
- **Includes 8 pre-loaded door notifications** such as Westminster, 2-note and single-note sounds so you can select just the right greeting.
- **Operates with most NuTone® wired pushbuttons** and PB78LWHCL so you can create the chime set-up that works for your lifestyle.
- **Molded plastic cover** is paintable to blend perfectly in whatever room you mount it in.



## Traditional Musical



### LA501CY

The LA501CY features a cherry finish and is accented with a beveled, mirrored insert. This chime can easily replace an existing two-note chime without rewiring.

For up to three doors. Eight-note Westminster or four-note chime for front door, one-note for the back door, and a separate note for a side door.

Features adjustable volume control.

Uses a 16-volt transformer.

Dimensions:

12 1/2" x 60 1/4" x 4 7/8"



### LA70MA\*

Genuine maple wood eight-note chime in a distinctive "column" design with three brass-finish chime tubes.

For up to three entrances, eight-note or four-note chime for front door, and one-note tone for second and third doors. Features adjustable volume control. Can easily replace existing two-note chime without rewiring.

Includes a 16-volt transformer.

Dimensions:

10 3/8" x 15 1/2" x 4 3/4"

(not suitable for staining)

\*LA70MA needs additional wire from transformer to chime



Volume Control



### LA305WL


This chime is available in a beautiful walnut finish which features a beveled edge, raised brushed brass insert with polished brass floral design, and brushed brass resonance chambers.

For up to three entrances, eight-note or four-note chime for front door, and separate one-note tone for second and third doors. Can easily replace existing two-note chime without rewiring.

Uses a 16-volt transformer.

Dimensions:

10" x 16 5/8" x 4 1/4"



### LA310CY

With a fine cherry finish and exquisite sound, the LA310 is perfect for new construction or retrofit installations.

For up to three entrances, eight-note or four-note chime for front door, and separate one-note chime for second and third doors. Can easily replace existing two-note chime without rewiring.

Uses a 16-volt transformer.

Dimensions:

12" x 18 3/4" x 4 7/8"



### LA11WH or LA11BG

LA11WH white or LA11BG honey beige textured finish. Two-note chime for front door, single-note for second door. Can easily replace existing two-note chime without rewiring.

Uses a 16-volt transformer.

Dimensions:  
8 1/8" x 5 1/2" x 2 3/8"



### LA14WH

Built-in for flush mounting. White louvered grille can be painted to match decor so the chime is only heard and not seen. Two-note chime for front door, single-note for second door.

Uses a 16-volt transformer.

Dimensions:  
Cover - 5 5/8" x 7 7/8"  
Cutout - 4 7/8" x 7"  
Housing - 1 7/8"



### LA18WH

Vertical panels in classic white. Two-note chime for front door, single-note for second door. Can easily replace existing two-note chime without rewiring.

Uses a 16-volt transformer.

Dimensions:  
7 7/8" x 8" x 2 1/2"



### LA100WH

Molded white cover with beveled edges and rectangular grooves. Can easily replace existing two-note chime without rewiring.

Uses a 16-volt transformer.

Dimensions:  
5 7/8" x 7 1/2" x 2 1/8"



### LA202WH

Molded white cover may be painted or wallpapered to match room decor. Can easily replace existing two-note chime without rewiring.

Uses a 16-volt transformer.

Dimensions:  
8 3/8" x 8 3/8" x 2"



## Specialty Electronic

Your chimes are a unique statement of your personality. Our specialty electronic chime allows you to choose among a wide variety of tunes and give you versatility in complementing your décor.



### LA174WH Recessed Westminster Chime

Recessed electronic chime with flush-mount white louvered grille. Can be painted to match decor so it is only heard and not seen. Eight-note tune for front door, two-note chime for second door, and one single-note for third door. Adjustable volume.

Includes a 16-volt transformer.

Dimensions:  
Cover - 6 3/4" x 8 5/8"  
Cutout - 5 3/8" x 7 1/8"  
Housing - 2 3/4"

The LA174WH Chime is compatible with all NuTone® intercom systems.



Volume Control

## Ambient Light

If you appreciate the soothing sounds of chimes, then you'll likely enjoy the complement of soft, subtle light. Our Ambient Light Chimes will warmly greet you and your guests. They'll be another reason to look forward to coming home.



### LA164WH

Subtle light blushes through a translucent white alabaster-look cover. Two-note chime for front door, single-note for second door. Can easily replace existing two-note chime without rewiring.

Uses a 16-volt transformer.

Dimensions:  
5 1/2" x 7 5/8" x 3 1/8"



### LA165SA

Soft lights glow through acrylic bars. Neutral stone-look cover blends with any decor. Two-note chime for front door, single-note for second door. Can easily replace existing two-note chime without rewiring.

Uses a 16-volt transformer.

Dimensions:  
6" x 8" x 3 3/8"

NuTone exclusive Ambient Light Chimes are compatible with each other. For homes where multiple door chimes are desired, both chimes must be lighted or both must be non-lighted to work properly in conjunction with each other.

Transformer models C905 or the NEW C915 are recommended for all NuTone® wired chimes. (Sold separately. See page 12.)

## Decorative

Whether you enjoy timeless simplicity, contemporary sophistication or classic style, NuTone has the answer. Our wide selection of decorative chimes is the perfect complement to your home.



### LA301WH

Flowing design and white finish offer understated class. Two-note chime for front door and one-note chime for second door. Can easily replace existing two-note chime without rewiring.

Uses a 16-volt transformer.

**Dimensions:**  
8" x 9" x 2 1/8"

### LA302WH

Inviting split-level design with white finish. Two-note chime for front door and one-note chime for second door. Can easily replace existing two-note chime without rewiring.

Uses a 16-volt transformer.

**Dimensions:**  
7" x 8 3/4" x 2 1/4"

### LA317BL

Stark black finish exudes elegant simplicity. Two-note chime for front door and one-note chime for second door. Can easily replace existing two-note chime without rewiring.

Uses a 16-volt transformer.

**Dimensions:**  
7 1/4" x 8 3/4" x 2 1/4"



### LA39WH

Unique chord tone for front door, single-note for second door. Can be painted or wall-papered so it virtually disappears. Can easily replace existing two-note chime without rewiring.

Uses a 16-volt transformer.

**Dimensions:**  
7 1/2" x 10 1/2" x 2 1/8"



### LA107WH

Classic vertical panel design in white. Molded plastic cover. Powered by a 16-volt transformer or four "D" batteries. Two-note chime for front door, single-note for second. Can easily replace existing two-note chime without rewiring.

**Dimensions:**  
7 3/8" x 9" x 2 3/4"

### LA126WH

Compact, classic design. Molded plastic cover. Two-note chime for front door, single-note for second door. Can easily replace existing two-note chime without rewiring.

Uses a 16-volt transformer.

**Dimensions:**  
8" x 6" x 2 1/4"

### LA130WH

High gloss white. Two-note chime for front door, single-note for second door. Can easily replace existing two-note chime without rewiring.

Uses a 16-volt transformer.

**Dimensions:**  
7 1/2" x 5 3/4" x 2 3/8"



### LA139WH

Traditional-style design. Two-note chime for front door, single-note for second door. Can easily replace existing two-note chime without rewiring.

Uses a 16-volt transformer.

**Dimensions:**  
10 1/4" x 6 3/8" x 3 3/8"

### LA140WH

Classic arched top in cabinet-style design. Two-note chime for front door, single-note for second door. Can easily replace existing two-note chime without rewiring.

Uses a 16-volt transformer.

**Dimensions:**  
9 3/4" x 7" x 3"



## Builder Kits – Builder Chimes

### One model number puts the perfect kit in your hands.

High quality and innovative styles set NuTone® builder kits apart from the others. Our attractive new chime kits feature a graceful curved style cover with a rich, textured face. It's the perfect complement to the high quality materials today's consumers expect. Even our transformer has been updated with a new design that incorporates a heavy-duty attachment nut. NuTone understands what is important to you. Our chime kits take one more worry out of your way.

Our sturdy new transformer features a new mounting nut to facilitate installation.



Thermal cut-off  
Threaded lock-nut easily attaches to electrical box  
Stud-mount brackets



Choose from new white or stucco buttons in contemporary finishes. Lighted and unlighted buttons are available **with non-sticking action**.


Model#	Chime Style	Lighted Round Button	Lighted Button	Unlighted Button	Stucco Button
BK105	Basic	–	–	–	–
BK110NBWH	Basic	–	–	1	–
BK115LWH	Basic	–	1	–	–
BK120NBWH	Basic	–	–	2	–
BK125LWH	Basic	–	2	–	–
BK131LPB	Basic	–	–	–	1 Lighted Polished Brass Stucco
BK131LWH	Basic	–	–	–	1 Lighted White Stucco
BK131LSN	Basic	–	–	–	1 Lighted Satin Nickel Stucco
BK131LRBZ	Basic	–	–	–	1 Lighted Oil-Rubbed Bronze Stucco
BK144LCL	Basic	1	–	–	–
BK147LWH	Recessed	–	1	–	–

\*Building codes vary by region. Refer to your local municipality building codes.

The BK105 is a chime only kit. All other builder kits include a C905 transformer.

## Builder Kits – Junction Box Transformer

Now, rather than mounting the transformer in a remote location and running wires to various points, NuTone® puts everything in one package. With our patented new system, just run the wire, connect and drop the entire transformer in the junction box. Two simple low voltage connections later and the chime is running. NuTone ends the back and forth, up and down runaround by keeping everything conveniently packaged in one location. Choose a kit with one or two standard buttons, or one stucco button.



Lighted Polished Brass Stucco Button

Lighted Button

Chime


Junction Box Transformer

Model#	Chime	Lighted Button	Junction Box Transformer
BK140LWH	1	1	1
BK140SLPB	1	1 Lighted Polished Brass Stucco Button	1
BK142LWH	1	2	1



**Step One:**

Install a junction box where the chime is to be installed.



**Step Two:**

Wire the transformer as you would any common receptacle.



**Step Three:**

Drop the transformer in and attach to the junction box. Connect low voltage wires to the chime and mount it directly to the transformer. The transformer works in any standard, single-gang junction box.

## Chime Accessories - Transformers

**Quick install transformers, built to last.**

Not all transformers are equal. In fact, our transformers feature an easy-to-install lock-mount or wall-mount that can reduce installation time by 25%. A second unique feature that provides added reassurance is the thermal cut-off switch designed to shut off the door chime system in the event of excessive temperature.



**Transformer C915** cULus

16-volt, 10VA transformer for use with most NuTone door chimes. 16-volt, 10VA for a single chime. Fits in standard junction box, run one wire and it's ready for use.



**Transformer C909** cULus

Tri-volt transformer: 8-volt, 20VA; 16-volt, 20VA; or 24-volt, 20VA for powering multiple chimes in one home. 8, 16 or 24-volt 20VA for two chimes.



**Transformer C907**

16-volt, 30VA transformer for powering multiple chimes in one home. The most powerful transformer we offer. Ideal for large homes with multiple chimes. 16-volt 30VA for up to three chimes.



**Transformer C905** cULus

16-volt, 10VA transformer for use with most NuTone door chimes. 16-volt 10VA for a single chime.

## Pushbuttons

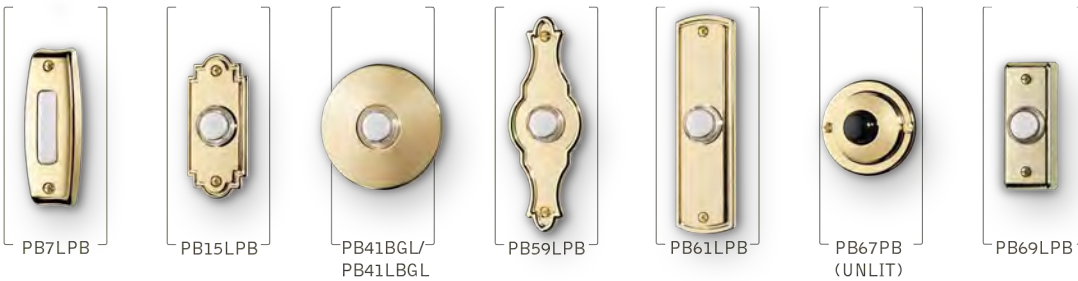
**Not all door chime pushbuttons are created equal.**

From surface mount to flush mount and polished brass to satin nickel and oil-rubbed bronze, this line of pushbuttons is specifically designed to meet your individual style and function needs.

### SATIN NICKEL



### POLISHED BRASS



### BLACK



### POLISHED CHROME




### OIL-RUBBED BRONZE



### ANTIQUE BRASS




### WHITE



### GOLD



BUTTONS



Replacement Bulbs



**PBL2**

For all lighted pushbuttons.

**PB18LWHCL**

For all round lighted pushbuttons.  
\*Not compatible with PB78LWHCL.

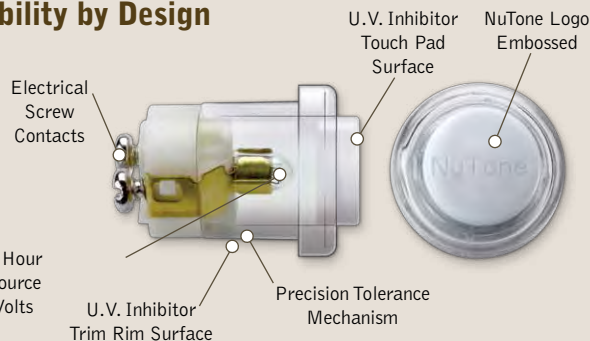
LED Lighted Wireless Pushbutton



**PB78LWHCL**

Easily make any wired door chime escutcheon with the PB78LWHCL. This pushbutton is compatible with the LA600WH door chime.

Pushbutton Durability by Design



20,000 Hour Light Source @ 18 Volts

NuTone® Pushbuttons

Model#	Lighted or Unlighted	Finish	Surface Mount	Fits Brick Molding	Dimensions
PB4LBL	Lighted	Black	X	X	1 1/8" x 4 3/16"
PB4LBR	Lighted	Oil-Rubbed Bronze	X	X	1 1/8" x 4 3/16"
PB4LSN	Lighted	Satin Nickel	X	X	1 1/8" x 4 3/16"
PB7LBL	Lighted	Black	X	X	2 7/8" x 1" x 3/4"
PB7LPB	Lighted	Polished Brass	X	X	2 7/8" x 1" x 3/4"
PB7LSN	Lighted	Satin Nickel	X	X	2 7/8" x 1" x 3/4"
PB7LWH	Lighted	White	X	X	2 7/8" x 1" x 3/4"
PB7WH	Unlighted	White	X	X	2 7/8" x 1" x 3/4"
PB10GL	Lighted	Gold Anodized with Black Trim			7/8" x 2 5/8"
PB15LBR	Lighted	Oil-Rubbed Bronze			1 1/4" x 3"
PB15LPB	Lighted	Polished Brass			1 1/4" x 3"
PB15LSN	Lighted	Satin Nickel			1 1/4" x 3"
PB18WHCL	Unlighted	Clear/White		X	1 3/16" Round
PB18LWHCL	Lighted	Clear/White		X	1 3/16" Round
PB19LGL	Lighted	Polished Brass with Antique Hammered Center	X	X	1" x 3 1/8"
PB27LBR	Lighted	Oil-Rubbed Bronze			1 1/2" x 3 1/2"
PB27LSN	Lighted	Satin Nickel			1 1/2" x 3 1/2"
PB29LR	Lighted	Oil-Rubbed Bronze			7/8" x 3 9/16"
PB29LSN	Lighted	Satin Nickel			7/8" x 3 9/16"
PB49LPB	Lighted	Polished Brass	X	X	1 1/8" x 6"
PB53LWH	Lighted	White	X		1 1/4" x 3 1/2"
PB59LPB	Lighted	Polished Brass			1 5/8" x 4 1/4"
PB61LPB	Lighted	Polished Brass			1 1/4" x 4 1/2"
PB64LAB	Lighted	Antique Brass		X	1 1/8" x 4 3/4"
PB67AB	Unlighted	Antique Brass	X		1 3/4" Round
PB67PB	Unlighted	Polished Brass	X		1 3/4" Round
PB69LBL	Lighted	Black	X	X	1" x 2 3/4"
PB69LPB	Lighted	Polished Brass	X	X	1" x 2 3/4"
PB69LPC	Lighted	Polished Chrome	X	X	1" x 2 3/4"
PB69LSN	Lighted	Satin Nickel	X	X	1" x 2 3/4"
PB69LWH	Lighted	White	X	X	1" x 2 3/4"
PB78LWHCL	Lighted	White			1 3/16" Round

NuTone® Stucco Pushbuttons

Model#	Lighted Or Unlighted	Finish	Dimensions
PB41BGL	Unlighted	Polished Brass (Escutcheon & Button)	2 1/2" Round
PB41LBGL	Lighted	Polished Brass (Escutcheon & Button)	2 1/2" Round
PB41LBR	Lighted	Oil-Rubbed Bronze (Escutcheon & Button)	2 1/2" Round
PB41LSN	Lighted	Satin Nickel (Escutcheon & Button)	2 1/2" Round
PB41LWH	Lighted	White (Escutcheon & Button)	2 1/2" Round
PB41APB41LA	-	Wiring Sleeve	-

## Portable

### The art of convenience.

NuTone® makes your life easier. Our portable chimes can go with you, so visitors won't be missed even when you're out on the deck! Active transmitter pushbutton and receiver chime learn process prevents interference from other wireless products.



### Portable Pilot™ Wireless Chime LA553WH

Bigger, noisier homes with electronics, personal computers and surround sound theaters make it harder to hear when a friend is at the door. NuTone brings you the Pilot door chime, offering a soft, non-obtrusive design to hang or stand on a flat surface. Select from 8 note Westminster or 15 other pre-programmed sounds. Add more doors with additional NuTone wireless pushbuttons.

Features adjustable volume control.

Dimensions:

6" x 7 5/8" x 2 3/4"

Wireless range 20 to 300 feet



Peace & Quiet Simplicity with Function

### Americana™ Wireless Chime LA552RW

Created with inspiration from timepieces, the beautiful Americana door chime brings the charming warmth of wood together with the wireless technology of today. This NuTone chime features wood and brass design simplicity with volume control. Select from 8 note Westminster or 15 other pre-programmed sounds. Add more doors with additional NuTone wireless pushbuttons.

Features adjustable volume control.

Dimensions:

9 1/4" x 6 7/8" x 2 3/4"

Wireless range 20 to 300 feet



Inspired by History Designed for Today



### LA542WH

Enhanced Cathedral™ sound with adjustable volume. Includes two buttons – one for front door, another for the back door. Select from 8 note Westminster or 15 other pre-programmed sounds.

Dimensions:

4 1/4" x 5 7/8" x 1 3/4"

### LA225WH

Compact, contemporary design. Select from 8 note Westminster or two different 2-note sounds. Receiver mounts to the wall or can be placed on table. Receiver powered by three "AA" batteries (not included). Includes one button.

Dimensions:

2 3/4" x 4 1/4" x 1"

### LA226WH

Contemporary wave design in bright white. Receiver mounts to the wall or can be placed on table. Receiver powered by four "D" batteries (not included). Includes one button. Select from 8 note Westminster or 15 other pre-programmed sounds.

Dimensions:

6" x 7 5/8" x 2 1/4"

## Plug-In

### Minimal effort plug-in chime.

Easy to install, with no wiring, they are truly the height of convenience. Great for remote locations or noisy environments.



#### LA223WH

White receiver and one button. Just plug the receiver into a convenient wall outlet and it's ready for use. Select from 8 note Westminster or two different 2-note sounds.

**Dimensions:**  
3 1/2" x 4 3/8" x 1 1/4"

#### LA224WH



Hearing Impaired

White receiver and one button. Built-in strobe light ideal for hearing impaired or noisy environments. Just plug the receiver into a convenient wall outlet and it's ready for use. Select from 8 note Westminster or two different 2-note sounds.

#### LA224RWH



Hearing Impaired

Receiver only.  
**Dimensions:**  
3 3/4" x 4 1/2" x 1 5/8"

## Mechanical Thru-Door Greeter

### See who's on the other side of the door.

This easy-to-install system requires no wiring and rings a two-note chime. Includes a gold anodized name plate with a pushbutton.



#### MCV309NWHGL

The MCV309NWHGL french white greeter with optical lens viewer lets you see who is at the door before you open it. Fits doors 1 1/4" to 2" thick.

**Dimensions:**  
3 1/4" x 7 5/8" x 1 1/4"

## Wireless Pushbuttons

### Simple yet stylish.

NuTone® wireless pushbuttons allow you to identify one door from another, by setting each button to ring to a different tone. Active transmitter pushbuttons and receiver chime learn process prevents interference from other wireless products. These pushbuttons work with most NuTone wireless chimes and use an CA23 battery (included).



#### PB85BR

Adds additional doors to most NuTone wireless chimes.

**Oil-Rubbed Bronze.**

**Dimensions:**  
1 1/4" x 3 3/16" x 7/8"

Does not work with LA600WH  
Uses CR2032 battery

#### PB82WH

Sealed button is designed for added durability. Adds additional doors to most NuTone wireless chimes.

**White.**

**Dimensions:**  
7/8" x 3 1/8" x 7/8"

Does not work with LA600WH  
Uses CR2032 battery

#### PB85SN

Adds additional doors to most NuTone wireless chimes.

**Satin Nickel.**

**Dimensions:**  
1 1/4" x 3 3/16" x 7/8"

Does not work with LA600WH  
Uses CR2032 battery

#### PB78LWHCL

LED lighted wireless pushbutton.

**White.**

**Dimensions:**  
1 3/16" Round

For use with LA600WH  
Uses 'N' battery

# NuTone®

**NuTone.com**

Broan-NuTone LLC, 926 W. State Street  
Hartford, WI 53027 **888-336-3948**  
In Canada call **877-896-1119**

America's Choice For Green Builders.® Proud to be ENERGY STAR® partners.





**LA14WH**  
Discrete design

**LA600WH**  
MP3 customizable  
wired/wireless

**PB15LWH**  
Decorative pushbuttons

**LA224WH**  
Wireless chime



**BK125LWH**  
Builder kits

TRADITION OF  
**FASHION & QUALITY**  
THAT DATES BACK TO  
NUTONE'S INVENTION OF  
THE MODERN DAY DOOR CHIME

*A preferred choice of electrical pros since 1936.*



# The NuTone® Difference

**Decorative accents have never been in higher demand and NuTone door chimes offer a wide selection to complement your style.**

NuTone is the right choice in chimes and pushbuttons – from contemporary to traditional styles, musical, portable chimes or wireless – the choice is yours.

## Leadership

With a tradition of fashion and quality that dates back to 1936 NuTone continually researches and develops innovative new products and is the market leader in new technologies.

As the inventor of the door chime, the NuTone name is synonymous with door chimes. Popular global and domestic design trends are applied to all of our products, so you can benefit from the most current styles.

## Wired Chimes

- 4-5** Wired & Wireless Door Chime
- 6** Traditional Musical
- 7** Specialty Electronic
- 7** Ambient Light
- 8** Decorative
- 9** Builder Kits
  - 10** Junction Box Transformer
  - 10** Chime Accessories Transformers
- 11-12** Wired Pushbuttons


## Wireless Chimes


- 13** Portable
- 14** Plug-In
- 14** Mechanical Thru-Door Greeter
- 14** Wireless Pushbuttons


### MP3 Customizable Chimes

You can program your door chime to play any song or sound, such as seasonal music and holiday songs or sounds to support your favorite sports teams.

### Wireless Models Extended

 "Clean Air" Operating Range

 CD Quality Sound

 Volume Control

### Chime Kits with EZ Install Transformer

Not all transformers are equal. In fact, our transformers feature an easy-to-install lock-mount or wall-mount that can reduce installation time by 25%.

### Ambient Light Chimes

If you like the soothing sounds of chimes, then you'll likely enjoy the complement of soft, subtle light. Our ambient chimes will warmly greet you and your guests.

### Hearing Impaired Strobe Light

The built-in strobe light is ideal for hearing impaired or noisy environments.

### Transformer with Built In Thermal Cut Off

Designed to shut off the door chime system in the event of excessive temperature.



# NuTone® Wired and Wireless Door Chime



## LA600WH

Easily upload MP3 files to truly customize your door chime's notifications with your favorite sound or song. Door chime can be installed both wired and wireless. 128MB memory allows for storage of up to 40 songs or sounds on the door chime, offering a variety of notification options to fit any time of the year.

Uses a 16-volt transformer.

Dimensions:  
6" w x 9 1/2" h x 2 1/4" d



Volume Control


## MP3 Customizable

This door chime mechanism is the first of its kind! Featuring the most advanced customizable features on the market, the LA600WH offers MP3 upload capabilities. Now you can program your door chime to play any song or sound, such as seasonal music and holiday songs or sounds to support your favorite sports teams.




## LA600WH

- **Wired or wireless installation** choices make this an easy new or retrofit install for your home; installs in less than 15 minutes in most applications.
- **Audio controls** allow you to select the volume desired and a 5, 10 or 20-second or full song operation time to create the perfect chime without the need for additional software.
- **High quality digital audio** provides clear, crisp sound that will ring throughout the entire home.
- **128MB of memory** provides space for you to upload up to 40 songs or sounds, allowing you to store a variety of sounds for the whole year.
- **Includes 8 pre-loaded door notifications** such as Westminster, 2-note and single-note sounds so you can select just the right greeting.
- **Operates with most NuTone® wired pushbuttons** and PB78LWHCL so you can create the chime set-up that works for your lifestyle.
- **Molded plastic cover** is paintable to blend perfectly in whatever room you mount it in.



## Traditional Musical



### LA501CY

The LA501CY features a cherry finish and is accented with a beveled, mirrored insert. This chime can easily replace an existing two-note chime without rewiring.

For up to three doors. Eight-note Westminster or four-note chime for front door, one-note for the back door, and a separate note for a side door.

Features adjustable volume control.

Uses a 16-volt transformer.

Dimensions:

12 1/2" x 60 1/4" x 4 7/8"



### LA70MA\*

Genuine maple wood eight-note chime in a distinctive "column" design with three brass-finish chime tubes.

For up to three entrances, eight-note or four-note chime for front door, and one-note tone for second and third doors. Features adjustable volume control. Can easily replace existing two-note chime without rewiring.

Includes a 16-volt transformer.

Dimensions:

10 3/8" x 15 1/2" x 4 3/4"

(not suitable for staining)

\*LA70MA needs additional wire from transformer to chime



Volume Control



### LA305WL

This chime is available in a beautiful walnut finish which features a beveled edge, raised brushed brass insert with polished brass floral design, and brushed brass resonance chambers.

For up to three entrances, eight-note or four-note chime for front door, and separate one-note tone for second and third doors. Can easily replace existing two-note chime without rewiring.

Uses a 16-volt transformer.

Dimensions:

10" x 16 5/8" x 4 1/4"



### LA310CY

With a fine cherry finish and exquisite sound, the LA310 is perfect for new construction or retrofit installations.

For up to three entrances, eight-note or four-note chime for front door, and separate one-note chime for second and third doors. Can easily replace existing two-note chime without rewiring.

Uses a 16-volt transformer.

Dimensions:

12" x 18 3/4" x 4 7/8"



### LA11WH or LA11BG

LA11WH white or LA11BG honey beige textured finish. Two-note chime for front door, single-note for second door. Can easily replace existing two-note chime without rewiring.

Uses a 16-volt transformer.

Dimensions:  
8 1/8" x 5 1/2" x 2 3/8"

### LA14WH

Built-in for flush mounting. White louvered grille can be painted to match decor so the chime is only heard and not seen. Two-note chime for front door, single-note for second door.

Uses a 16-volt transformer.

Dimensions:  
Cover - 5 5/8" x 7 7/8"  
Cutout - 4 7/8" x 7"  
Housing - 1 7/8"



### LA18WH

Vertical panels in classic white. Two-note chime for front door, single-note for second door. Can easily replace existing two-note chime without rewiring.

Uses a 16-volt transformer.

Dimensions:  
7 7/8" x 8" x 2 1/2"

### LA100WH

Molded white cover with beveled edges and rectangular grooves. Can easily replace existing two-note chime without rewiring.

Uses a 16-volt transformer.

Dimensions:  
5 7/8" x 7 1/2" x 2 1/8"



### LA202WH

Molded white cover may be painted or wallpapered to match room decor. Can easily replace existing two-note chime without rewiring.

Uses a 16-volt transformer.

Dimensions:  
8 3/8" x 8 3/8" x 2"



## Specialty Electronic

Your chimes are a unique statement of your personality. Our specialty electronic chime allows you to choose among a wide variety of tunes and give you versatility in complementing your décor.



### LA174WH Recessed Westminster Chime

Recessed electronic chime with flush-mount white louvered grille. Can be painted to match decor so it is only heard and not seen. Eight-note tune for front door, two-note chime for second door, and one single-note for third door. Adjustable volume.

Includes a 16-volt transformer.

Dimensions:  
Cover - 6 3/4" x 8 5/8"  
Cutout - 5 3/8" x 7 1/8"  
Housing - 2 3/4"

The LA174WH Chime is compatible with all NuTone® intercom systems.



Volume Control

## Ambient Light

If you appreciate the soothing sounds of chimes, then you'll likely enjoy the complement of soft, subtle light. Our Ambient Light Chimes will warmly greet you and your guests. They'll be another reason to look forward to coming home.



### LA164WH

Subtle light blushes through a translucent white alabaster-look cover. Two-note chime for front door, single-note for second door. Can easily replace existing two-note chime without rewiring.

Uses a 16-volt transformer.

Dimensions:  
5 1/2" x 7 5/8" x 3 1/8"



### LA165SA

Soft lights glow through acrylic bars. Neutral stone-look cover blends with any decor. Two-note chime for front door, single-note for second door. Can easily replace existing two-note chime without rewiring.

Uses a 16-volt transformer.

Dimensions:  
6" x 8" x 3 3/8"

NuTone exclusive Ambient Light Chimes are compatible with each other. For homes where multiple door chimes are desired, both chimes must be lighted or both must be non-lighted to work properly in conjunction with each other.

Transformer models C905 or the NEW C915 are recommended for all NuTone® wired chimes. (Sold separately. See page 12.)

## Decorative

Whether you enjoy timeless simplicity, contemporary sophistication or classic style, NuTone has the answer. Our wide selection of decorative chimes is the perfect complement to your home.



### LA301WH

Flowing design and white finish offer understated class. Two-note chime for front door and one-note chime for second door. Can easily replace existing two-note chime without rewiring.

Uses a 16-volt transformer.

**Dimensions:**  
8" x 9" x 2 1/8"

### LA302WH

Inviting split-level design with white finish. Two-note chime for front door and one-note chime for second door. Can easily replace existing two-note chime without rewiring.

Uses a 16-volt transformer.

**Dimensions:**  
7" x 8 3/4" x 2 1/4"

### LA317BL

Stark black finish exudes elegant simplicity. Two-note chime for front door and one-note chime for second door. Can easily replace existing two-note chime without rewiring.

Uses a 16-volt transformer.

**Dimensions:**  
7 1/4" x 8 3/4" x 2 1/4"



### LA39WH

Unique chord tone for front door, single-note for second door. Can be painted or wall-papered so it virtually disappears. Can easily replace existing two-note chime without rewiring.

Uses a 16-volt transformer.

**Dimensions:**  
7 1/2" x 10 1/2" x 2 1/8"



### LA107WH

Classic vertical panel design in white. Molded plastic cover. Powered by a 16-volt transformer or four "D" batteries. Two-note chime for front door, single-note for second. Can easily replace existing two-note chime without rewiring.

**Dimensions:**  
7 3/8" x 9" x 2 3/4"

### LA126WH

Compact, classic design. Molded plastic cover. Two-note chime for front door, single-note for second door. Can easily replace existing two-note chime without rewiring.

Uses a 16-volt transformer.

**Dimensions:**  
8" x 6" x 2 1/4"

### LA130WH

High gloss white. Two-note chime for front door, single-note for second door. Can easily replace existing two-note chime without rewiring.

Uses a 16-volt transformer.

**Dimensions:**  
7 1/2" x 5 3/4" x 2 3/8"



### LA139WH

Traditional-style design. Two-note chime for front door, single-note for second door. Can easily replace existing two-note chime without rewiring.

Uses a 16-volt transformer.

**Dimensions:**  
10 1/4" x 6 3/8" x 3 3/8"

### LA140WH

Classic arched top in cabinet-style design. Two-note chime for front door, single-note for second door. Can easily replace existing two-note chime without rewiring.

Uses a 16-volt transformer.

**Dimensions:**  
9 3/4" x 7" x 3"

## Builder Kits – Builder Chimes

### One model number puts the perfect kit in your hands.

High quality and innovative styles set NuTone® builder kits apart from the others. Our attractive new chime kits feature a graceful curved style cover with a rich, textured face. It's the perfect complement to the high quality materials today's consumers expect. Even our transformer has been updated with a new design that incorporates a heavy-duty attachment nut. NuTone understands what is important to you. Our chime kits take one more worry out of your way.



Choose from new white or stucco buttons in contemporary finishes. Lighted and unlighted buttons are available **with non-sticking action.**

Model#	Chime Style	Lighted Round Button	Lighted Button	Unlighted Button	Stucco Button
BK105	Basic	–	–	–	–
BK110NBWH	Basic	–	–	1	–
BK115LWH	Basic	–	1	–	–
BK120NBWH	Basic	–	–	2	–
BK125LWH	Basic	–	2	–	–
BK131LPB	Basic	–	–	–	1 Lighted Polished Brass Stucco
BK131LWH	Basic	–	–	–	1 Lighted White Stucco
BK131LSN	Basic	–	–	–	1 Lighted Satin Nickel Stucco
BK131LRBZ	Basic	–	–	–	1 Lighted Oil-Rubbed Bronze Stucco
BK144LCL	Basic	1	–	–	–
BK147LWH	Recessed	–	1	–	–


\*Building codes vary by region. Refer to your local municipality building codes.

The BK105 is a chime only kit. All other builder kits include a C905 transformer.



### Builder Kits – Junction Box Transformer

Now, rather than mounting the transformer in a remote location and running wires to various points, NuTone® puts everything in one package. With our patented new system, just run the wire, connect and drop the entire transformer in the junction box. Two simple low voltage connections later and the chime is running. NuTone ends the back and forth, up and down runaround by keeping everything conveniently packaged in one location. Choose a kit with one or two standard buttons, or one stucco button.



Lighted Polished Brass Stucco Button

Lighted Button


Chime

Junction Box Transformer

Model#	Chime	Lighted Button	Junction Box Transformer
BK140LWH	1	1	1
BK140SLPB	1	1 Lighted Polished Brass Stucco Button	1
BK142LWH	1	2	1



**Step One:**  
Install a junction box where the chime is to be installed.



**Step Two:**  
Wire the transformer as you would any common receptacle.




**Step Three:**  
Drop the transformer in and attach to the junction box. Connect low voltage wires to the chime and mount it directly to the transformer. The transformer works in any standard, single-gang junction box.

### Chime Accessories - Transformers

**Quick install transformers, built to last.**

Not all transformers are equal. In fact, our transformers feature an easy-to-install lock-mount or wall-mount that can reduce installation time by 25%. A second unique feature that provides added reassurance is the thermal cut-off switch designed to shut off the door chime system in the event of excessive temperature.



**Transformer C915** **US**  
16-volt, 10VA transformer for use with most NuTone door chimes. 16-volt, 10VA for a single chime. Fits in standard junction box, run one wire and it's ready for use.



**Transformer C909** **US**  
Tri-volt transformer: 8-volt, 20VA; 16-volt, 20VA; or 24-volt, 20VA for powering multiple chimes in one home. 8, 16 or 24-volt 20VA for two chimes.



**Transformer C907**  
16-volt, 30VA transformer for powering multiple chimes in one home. The most powerful transformer we offer. Ideal for large homes with multiple chimes. 16-volt 30VA for up to three chimes.



**Transformer C905** **US**  
16-volt, 10VA transformer for use with most NuTone door chimes. 16-volt 10VA for a single chime.

## Pushbuttons

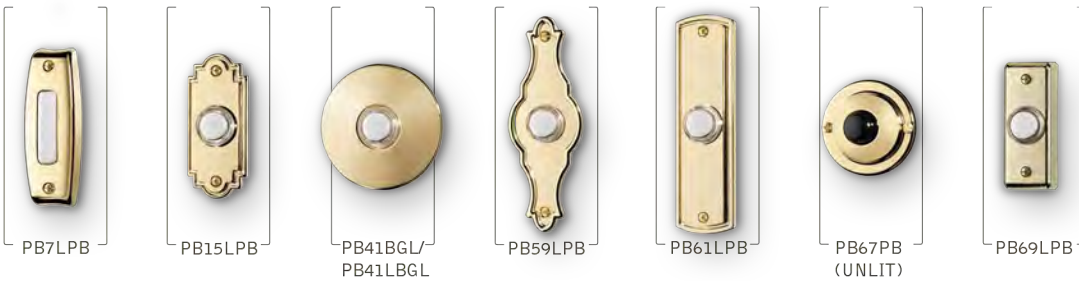
**Not all door chime pushbuttons are created equal.**

From surface mount to flush mount and polished brass to satin nickel and oil-rubbed bronze, this line of pushbuttons is specifically designed to meet your individual style and function needs.

### S A T I N N I C K E L



### P O L I S H E D B R A S S



### B L A C K



### P O L I S H E D C H R O M E



### O I L - R U B B E D B R O N Z E



### A N T I Q U E B R A S S




### W H I T E



### G O L D



BUTTONS



Replacement Bulbs



**PBL2**

For all lighted pushbuttons.

**PB18LWHCL**

For all round lighted pushbuttons.  
\*Not compatible with PB78LWHCL.

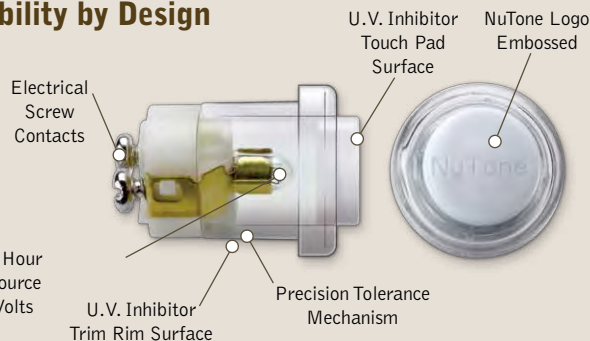
LED Lighted Wireless Pushbutton



**PB78LWHCL**

Easily make any wired door chime escutcheon with the PB78LWHCL. This pushbutton is compatible with the LA600WH door chime.

Pushbutton Durability by Design



20,000 Hour Light Source @ 18 Volts

NuTone® Pushbuttons

Model#	Lighted or Unlighted	Finish	Surface Mount	Fits Brick Molding	Dimensions
PB4LBL	Lighted	Black	X	X	1 1/8" x 4 3/16"
PB4LBR	Lighted	Oil-Rubbed Bronze	X	X	1 1/8" x 4 3/16"
PB4LSN	Lighted	Satin Nickel	X	X	1 1/8" x 4 3/16"
PB7LBL	Lighted	Black	X	X	2 7/8" x 1" x 3/4"
PB7LPB	Lighted	Polished Brass	X	X	2 7/8" x 1" x 3/4"
PB7LSN	Lighted	Satin Nickel	X	X	2 7/8" x 1" x 3/4"
PB7LWH	Lighted	White	X	X	2 7/8" x 1" x 3/4"
PB7WH	Unlighted	White	X	X	2 7/8" x 1" x 3/4"
PB10GL	Lighted	Gold Anodized with Black Trim			7/8" x 2 5/8"
PB15LBR	Lighted	Oil-Rubbed Bronze			1 1/4" x 3"
PB15LPB	Lighted	Polished Brass			1 1/4" x 3"
PB15LSN	Lighted	Satin Nickel			1 1/4" x 3"
PB18WHCL	Unlighted	Clear/White		X	1 3/16" Round
PB18LWHCL	Lighted	Clear/White		X	1 3/16" Round
PB19LGL	Lighted	Polished Brass with Antique Hammered Center	X	X	1" x 3 1/8"
PB27LBR	Lighted	Oil-Rubbed Bronze			1 1/2" x 3 1/2"
PB27LSN	Lighted	Satin Nickel			1 1/2" x 3 1/2"
PB29LR	Lighted	Oil-Rubbed Bronze			7/8" x 3 9/16"
PB29LSN	Lighted	Satin Nickel			7/8" x 3 9/16"
PB49LPB	Lighted	Polished Brass	X	X	1 1/8" x 6"
PB53LWH	Lighted	White	X		1 1/4" x 3 1/2"
PB59LPB	Lighted	Polished Brass			1 5/8" x 4 1/4"
PB61LPB	Lighted	Polished Brass			1 1/4" x 4 1/2"
PB64LAB	Lighted	Antique Brass		X	1 1/8" x 4 3/4"
PB67AB	Unlighted	Antique Brass	X		1 3/4" Round
PB67PB	Unlighted	Polished Brass	X		1 3/4" Round
PB69LBL	Lighted	Black	X	X	1" x 2 3/4"
PB69LPB	Lighted	Polished Brass	X	X	1" x 2 3/4"
PB69LPC	Lighted	Polished Chrome	X	X	1" x 2 3/4"
PB69LSN	Lighted	Satin Nickel	X	X	1" x 2 3/4"
PB69LWH	Lighted	White	X	X	1" x 2 3/4"
PB78LWHCL	Lighted	White			1 3/16" Round

NuTone® Stucco Pushbuttons

Model#	Lighted Or Unlighted	Finish	Dimensions
PB41BGL	Unlighted	Polished Brass (Escutcheon & Button)	2 1/2" Round
PB41LBGL	Lighted	Polished Brass (Escutcheon & Button)	2 1/2" Round
PB41LBR	Lighted	Oil-Rubbed Bronze (Escutcheon & Button)	2 1/2" Round
PB41LSN	Lighted	Satin Nickel (Escutcheon & Button)	2 1/2" Round
PB41LWH	Lighted	White (Escutcheon & Button)	2 1/2" Round
PB41APB41LA	-	Wiring Sleeve	-

## Portable

### The art of convenience.

NuTone® makes your life easier. Our portable chimes can go with you, so visitors won't be missed even when you're out on the deck! Active transmitter pushbutton and receiver chime learn process prevents interference from other wireless products.



### Portable Pilot™ Wireless Chime LA553WH

Bigger, noisier homes with electronics, personal computers and surround sound theaters make it harder to hear when a friend is at the door. NuTone brings you the Pilot door chime, offering a soft, non-obtrusive design to hang or stand on a flat surface. Select from 8 note Westminster or 15 other pre-programmed sounds. Add more doors with additional NuTone wireless pushbuttons.

Features adjustable volume control.

Dimensions:

6" x 7 5/8" x 2 3/4"

Wireless range 20 to 300 feet



Peace & Quiet Simplicity with Function

### Americana™ Wireless Chime LA552RW

Created with inspiration from timepieces, the beautiful Americana door chime brings the charming warmth of wood together with the wireless technology of today. This NuTone chime features wood and brass design simplicity with volume control. Select from 8 note Westminster or 15 other pre-programmed sounds. Add more doors with additional NuTone wireless pushbuttons.

Features adjustable volume control.

Dimensions:

9 1/4" x 6 7/8" x 2 3/4"

Wireless range 20 to 300 feet



Inspired by History Designed for Today



### LA542WH

Enhanced Cathedral™ sound with adjustable volume. Includes two buttons – one for front door, another for the back door. Select from 8 note Westminster or 15 other pre-programmed sounds.

Dimensions:

4 1/4" x 5 7/8" x 1 3/4"

### LA225WH

Compact, contemporary design. Select from 8 note Westminster or two different 2-note sounds. Receiver mounts to the wall or can be placed on table. Receiver powered by three "AA" batteries (not included). Includes one button.

Dimensions:

2 3/4" x 4 1/4" x 1"

### LA226WH

Contemporary wave design in bright white. Receiver mounts to the wall or can be placed on table. Receiver powered by four "D" batteries (not included). Includes one button. Select from 8 note Westminster or 15 other pre-programmed sounds.

Dimensions:

6" x 7 5/8" x 2 1/4"

## Plug-In

### Minimal effort plug-in chime.

Easy to install, with no wiring, they are truly the height of convenience. Great for remote locations or noisy environments.



#### LA223WH

White receiver and one button. Just plug the receiver into a convenient wall outlet and it's ready for use. Select from 8 note Westminster or two different 2-note sounds.

**Dimensions:**  
3 1/2" x 4 3/8" x 1 1/4"

#### LA224WH



Hearing Impaired

White receiver and one button. Built-in strobe light ideal for hearing impaired or noisy environments. Just plug the receiver into a convenient wall outlet and it's ready for use. Select from 8 note Westminster or two different 2-note sounds.

#### LA224RWH



Hearing Impaired

Receiver only.  
**Dimensions:**  
3 3/4" x 4 1/2" x 1 5/8"

## Mechanical Thru-Door Greeter

### See who's on the other side of the door.

This easy-to-install system requires no wiring and rings a two-note chime. Includes a gold anodized name plate with a pushbutton.



#### MCV309NWHGL

The MCV309NWHGL french white greeter with optical lens viewer lets you see who is at the door before you open it. Fits doors 1 1/4" to 2" thick.

**Dimensions:**  
3 1/4" x 7 5/8" x 1 1/4"

## Wireless Pushbuttons

### Simple yet stylish.

NuTone® wireless pushbuttons allow you to identify one door from another, by setting each button to ring to a different tone. Active transmitter pushbuttons and receiver chime learn process prevents interference from other wireless products. These pushbuttons work with most NuTone wireless chimes and use an CA23 battery (included).



#### PB85BR

Adds additional doors to most NuTone wireless chimes.

**Oil-Rubbed Bronze.**

**Dimensions:**  
1 1/4" x 3 3/16" x 7/8"

Does not work with LA600WH  
Uses CR2032 battery

#### PB82WH

Sealed button is designed for added durability. Adds additional doors to most NuTone wireless chimes.

**White.**

**Dimensions:**  
7/8" x 3 1/8" x 7/8"

Does not work with LA600WH  
Uses CR2032 battery

#### PB85SN

Adds additional doors to most NuTone wireless chimes.

**Satin Nickel.**

**Dimensions:**  
1 1/4" x 3 3/16" x 7/8"

Does not work with LA600WH  
Uses CR2032 battery

#### PB78LWHCL

LED lighted wireless pushbutton.

**White.**

**Dimensions:**  
1 3/16" Round

For use with LA600WH  
Uses 'N' battery

# NuTone®

**NuTone.com**

Broan-NuTone LLC, 926 W. State Street  
Hartford, WI 53027 **888-336-3948**  
In Canada call **877-896-1119**

America's Choice For Green Builders.® Proud to be ENERGY STAR® partners.

