

DESCRIPTION

The CE Series offers quality and value with a compact and attractive LED based AC or emergency exit. The white or black housing is made of high impact UL flame rated thermoplastic. Snap together canopy, housing and removable chevrons for quick and easy installation. Universal single or double-face. The remote capacity option will run 4 CIR/COR Series single remote lamp-heads or 2 double CIR/COR remotes. Also available with self-test/self-diagnostics to monitor battery/charger failure, battery disconnect and lamp failure.

APPLICATION

The CE Series can be applied in stair-wells, hallways, offices and other commercial applications.

SELF-DIAGNOSTIC FEATURES

- Fault identification for battery, charger, and LED lamp
- Self-Testing monthly and annual for 90 minutes
- Manual testing for 30 second, 15 minute and 90 minutes

FEATURES

- AC Only or Emergency with battery models
- LED life-cycle of more than 10 years
- Molded-in template for Quick installation
- Dual-voltage 120 or 277V AC input
- Includes long-life Nickel Cadmium (NiCad) or Nickel Metal Hydride (NiMh) for UL recognized 90 minute emergency lighting
- Remote capacity or extended runtime option
- Damp Location Listed 20°C to 30°C (68°F to 86°F)
- Provided with test switch and AC-On indicator
- Canopy Included
- Remote Capacity (RC) models have a minimum runtime of 120 minutes when no remotes are installed



STANDARDS, CERTIFICATION, AND COMPLIANCES

UL924 Listed for Damp Location
NFPA 101 and NFPA 70
OSHA
CEC T20 Compliant

WARRANTY

2 year full unit warranty

ENERGY CONSUMPTION

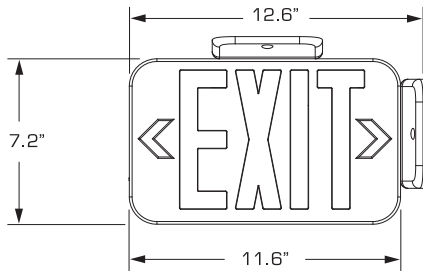
	120 VAC	277 VAC
CAR	1.78W	1.88W
CAG	1.52W	1.48W
CER	1.78 W	1.88 W
CEG	1.49 W	1.57 W
CERRC	3.60 W	4.14 W
CEGRC	3.28 W	3.81 W

ORDERING GUIDE

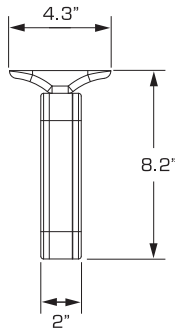
Catalog Number	Description
CAR	White Thermoplastic Exit, Universal Face, Red LED AC Only Exit
CAG	White Thermoplastic Exit, Universal Face, Green LED AC Only Exit
CARB	Black Thermoplastic Exit, Universal Face, Red LED AC Only Exit
CAGB	Black Thermoplastic Exit, Universal Face, Green LED AC Only Exit
CER	White Thermoplastic Exit, Universal Face, Red LED Emergency Exit, NiCad Battery, CEC T20 Compliant
CERB	Black Thermoplastic Exit, Universal Face, Red LED Emergency Exit, NiCad Battery, CEC T20 Compliant
CEG	White Thermoplastic Exit, Universal Face, Green LED Emergency Exit, NiCad Battery, CEC T20 Compliant
CEGB	Black Thermoplastic Exit, Universal Face, Green LED Emergency Exit, NiCad Battery, CEC T20 Compliant
CERRC	White Thermoplastic Exit, Universal Face, Red LED Emergency Exit, Remote Capacity, NiMh Battery, CEC T20 Compliant
CERRCB	Black Thermoplastic Exit, Universal Face, Red LED Emergency Exit, Remote Capacity, NiMh Battery, CEC T20 Compliant
CEGRC	White Thermoplastic Exit, Universal Face, Green LED Emergency Exit, Remote Capacity, NiMh Battery, CEC T20 Compliant
CERSD	White Thermoplastic Exit, Universal Face, Red LED Emergency Exit, Self-Test/Self-Diagnostics, NiCad Battery, CEC T20 Compliant
CEGSD	White Thermoplastic Exit, Universal Face, Green LED Emergency Exit, Self-Test/Self-Diagnostics, NiCad Battery, CEC T20 Compliant

Note: Remote Capacity Exit will only power the Compass Indoor and Outdoor Remote (CIR and COR Series)

DIMENSIONS



Single Carton Weight: 2 lbs.
Master Carton Quantity: 6 each



ACCESSORIES

WGLX Wireguard - 10" H X 14" W X 2 1/4" D
CIR Series - Matching LED Indoor Remote Heads
COR Series - Matching LED Outdoor Remote Heads



DESCRIPTION

The CE Series offers quality and value with a compact and attractive LED based AC or emergency exit. The white or black housing is made of high impact UL flame rated thermoplastic. Snap together canopy, housing and removable chevrons for quick and easy installation. Universal single or double-face. The remote capacity option will run 4 CIR/COR Series single remote lamp-heads or 2 double CIR/COR remotes. Also available with self-test/self-diagnostics to monitor battery/charger failure, battery disconnect and lamp failure.

APPLICATION

The CE Series can be applied in stair-wells, hallways, offices and other commercial applications.

SELF-DIAGNOSTIC FEATURES

- Fault identification for battery, charger, and LED lamp
- Self-Testing monthly and annual for 90 minutes
- Manual testing for 30 second, 15 minute and 90 minutes

FEATURES

- AC Only or Emergency with battery models
- LED life-cycle of more than 10 years
- Molded-in template for Quick installation
- Dual-voltage 120 or 277V AC input
- Includes long-life Nickel Cadmium (NiCad) or Nickel Metal Hydride (NiMh) for UL recognized 90 minute emergency lighting
- Remote capacity or extended runtime option
- Damp Location Listed 20°C to 30°C (68°F to 86°F)
- Provided with test switch and AC-On indicator
- Canopy Included
- Remote Capacity (RC) models have a minimum runtime of 120 minutes when no remotes are installed



STANDARDS, CERTIFICATION, AND COMPLIANCES

UL924 Listed for Damp Location
NFPA 101 and NFPA 70
OSHA
CEC T20 Compliant

WARRANTY

2 year full unit warranty

ENERGY CONSUMPTION

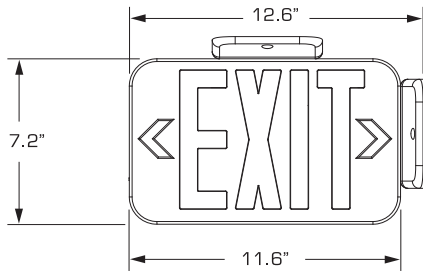
	120 VAC	277 VAC
CAR	1.78W	1.88W
CAG	1.52W	1.48W
CER	1.78 W	1.88 W
CEG	1.49 W	1.57 W
CERRC	3.60 W	4.14 W
CEGRC	3.28 W	3.81 W

ORDERING GUIDE

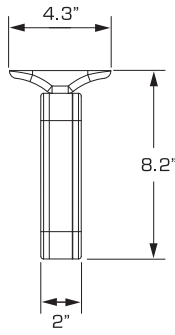
Catalog Number	Description
CAR	White Thermoplastic Exit, Universal Face, Red LED AC Only Exit
CAG	White Thermoplastic Exit, Universal Face, Green LED AC Only Exit
CARB	Black Thermoplastic Exit, Universal Face, Red LED AC Only Exit
CAGB	Black Thermoplastic Exit, Universal Face, Green LED AC Only Exit
CER	White Thermoplastic Exit, Universal Face, Red LED Emergency Exit, NiCad Battery, CEC T20 Compliant
CERB	Black Thermoplastic Exit, Universal Face, Red LED Emergency Exit, NiCad Battery, CEC T20 Compliant
CEG	White Thermoplastic Exit, Universal Face, Green LED Emergency Exit, NiCad Battery, CEC T20 Compliant
CEGB	Black Thermoplastic Exit, Universal Face, Green LED Emergency Exit, NiCad Battery, CEC T20 Compliant
CERRC	White Thermoplastic Exit, Universal Face, Red LED Emergency Exit, Remote Capacity, NiMh Battery, CEC T20 Compliant
CERRCB	Black Thermoplastic Exit, Universal Face, Red LED Emergency Exit, Remote Capacity, NiMh Battery, CEC T20 Compliant
CEGRC	White Thermoplastic Exit, Universal Face, Green LED Emergency Exit, Remote Capacity, NiMh Battery, CEC T20 Compliant
CERSD	White Thermoplastic Exit, Universal Face, Red LED Emergency Exit, Self-Test/Self-Diagnostics, NiCad Battery, CEC T20 Compliant
CEGSD	White Thermoplastic Exit, Universal Face, Green LED Emergency Exit, Self-Test/Self-Diagnostics, NiCad Battery, CEC T20 Compliant

Note: Remote Capacity Exit will only power the Compass Indoor and Outdoor Remote (CIR and COR Series)

DIMENSIONS



Single Carton Weight: 2 lbs.
Master Carton Quantity: 6 each



ACCESSORIES

WGLX Wireguard - 10" H X 14" W X 2 1/4" D
CIR Series - Matching LED Indoor Remote Heads
COR Series - Matching LED Outdoor Remote Heads

