

# Aluminum and Steel Liquidtight Strain Relief Cord and Cable Connectors

Suitable for use in:  
 Class I, Division 2  
 Class II, Division 1 and 2  
 Class III  
 NEMA 3R

## Application

- Provide a liquidtight and strain relief termination for flexible type neoprene, hypalon, and PVC jacketed power or control cord and cable.
- For use in wet or dry locations sealing electrical connections against dust and dirt, oil, water or other atmosphere containing moisture.

## Features

- Available in straight or 90°, aluminum or steel construction to meet the requirements of rugged service on all types of equipment and in all non-hazardous areas.
- Color coded identification label clearly states the catalog number and minimum-maximum cable diameter range for which the connector is designed.
- Neoprene sealing grommet firmly but safely grips cable jacket providing strain relief while protecting internal wiring connections against external tension on cable or cord.
- Steel or Teflon\* washer reduces friction between grommet and connector cap providing even pressure distribution, eliminating leakage resulting from grommet distortion.
- Large aluminum connectors 1-1/2" thru 4" and all steel connectors are constructed with hex head cap.
- For particularly harsh applications, wire mesh strain reliefs may be used with cord and cable connectors.
- CG Series in aluminum construction is available in straight type from 1/4" thru 4", 90° type from 3/8" thru 1-1/4".
- CG Series in steel construction is available in straight type from 1/4" thru 2" and 90° type from 3/8" thru 1-1/4".

## Standard Materials

- Aluminum connectors
  - Straight body: aluminum
  - 90° body: cast aluminum
  - Cap: copperfree (4/10 of 1% or less) aluminum
  - Sealing grommet: neoprene
  - Washer: steel or Teflon\*
  - Wire mesh strain relief: stainless steel
  - Cap on wire mesh: copperfree (4/10 of 1% or less) aluminum
- Steel connectors
  - Straight body: machined steel
  - 90° body: malleable iron
  - Cap: machined steel
  - Sealing grommet: neoprene
  - Washer: steel or Teflon \*
  - Wire mesh strain relief: stainless steel
  - Cap on wire mesh: steel, zinc plate

## Certifications and Compliances

- UL Standard: 514B
- UL Listed: E14817
- CSA Standard: C22.2 No. 18.3
- CSA Certified: 065178

## Related Products

- Locknuts are available, refer to *Commercial Fittings*

## Options

- PVC coating available on select connectors. Add suffix **-PVC** to catalog number.

### Aluminum



Straight



90°

### Steel




Straight



90°



Wire Mesh Strain Relief for Cord Connectors



Color coded label

\* Teflon is a registered trademark of E.I. DuPont de Nemours and Co.

# Straight Liquiddtight Strain Relief Cord and Cable Connectors

Suitable for use in:  
 Class I, Division 2  
 Class II, Division 1 and 2  
 Class III  
 NEMA 3R

	Catalog Number		Cable Range (Inches)	Color Coded Label	Dimensions (in/mm)		Wt. Lbs./Kgs. Per 100	
	Aluminum	Steel			A	B	Aluminum	Steel
 <p>Aluminum</p>	<b>1/4 Inch Hubs</b>							
	<b>CG-0625</b> ②	<b>CG-0625S</b> ②	0.060—0.156	Purple/Pink	0.88/22.4	0.75/19.1	—	—
	<b>CG-1525</b> ②	<b>CG-1525S</b> ②	0.156—0.250	Orange/Gray	0.88/22.4	0.75/19.1	3.70/1.68	9.00/4.08
	<b>3/8 Inch Hubs</b>							
	<b>CG-1238</b>	<b>CG-1238S</b>	0.125—0.187	Red	0.81/20.6	0.94/23.9	5.60/2.54	14.80/6.71
	<b>CG-1838</b>	<b>CG-1838S</b>	0.187—0.312	Brown	0.81/20.6	0.94/23.9	5.00/2.27	13.20/5.99
	<b>CG-3138</b>	<b>CG-3138S</b>	0.312—0.437	Yellow	0.81/20.6	0.94/23.9	5.60/2.54	14.80/6.71
	<b>1/2 Inch Hubs</b> ④							
	<b>CG-1250</b>	<b>CG-1250S</b>	0.125—0.187	Red	0.81/20.6	0.94/23.9	6.00/2.72	15.60/7.08
	<b>CG-1850</b>	<b>CG-1850S</b>	0.187—0.312	Brown	0.81/20.6	0.94/23.9	6.00/2.72	15.60/7.08
<b>CG-3150</b>	<b>CG-3150S</b>	0.312—0.437	Yellow	0.81/20.6	0.94/23.9	6.00/2.72	15.60/7.08	
<b>CG-3750</b>	<b>CG-3750S</b>	0.375—0.500	Purple	0.81/20.6	1.25/31.8	8.00/3.63	20.80/9.43	
<b>CG-5050</b>	<b>CG-5050S</b>	0.500—0.625	Pink	0.81/20.6	1.25/31.8	8.00/3.63	20.80/9.43	
<b>CG6250</b> ①	<b>CG-6250S</b> ①	0.625—0.750	Orange	0.81/20.6	1.25/31.8	8.00/3.63	20.80/9.43	
 <p>Steel</p>	<b>3/4 Inch Hubs</b> ④							
	<b>CG-1275</b>	<b>CG-1275S</b>	0.125—0.250	Blue	0.88/22.4	1.25/31.8	10.00/4.54	26.00/11.79
	<b>CG-2575</b>	<b>CG-2575S</b>	0.250—0.375	Green	0.88/22.4	1.25/31.8	10.00/4.54	26.00/11.79
	<b>CG-3775</b>	<b>CG-3775S</b>	0.375—0.500	Purple	0.88/22.4	1.25/31.8	10.00/4.54	26.00/11.79
	<b>CG-5075</b>	<b>CG-5075S</b>	0.500—0.625	Pink	0.88/22.4	1.25/31.8	10.00/4.54	26.00/11.79
	<b>CG-6275</b>	<b>CG-6275S</b>	0.625—0.750	Orange	0.88/22.4	1.38/35.1	10.00/4.54	26.00/11.79
	<b>CG-7575</b> ①	<b>CG-7575S</b> ①	0.750—0.875	Gray	0.88/22.4	1.38/35.1	10.00/4.54	26.00/11.79
	<b>1 Inch Hubs</b> ④							
	<b>CG-37100</b>	<b>CG-37100S</b>	0.375—0.500	Purple	0.94/23.9	1.38/35.1	15.00/6.80	39.00/17.69
	<b>CG-50100</b>	<b>CG-50100S</b>	0.500—0.625	Pink	0.94/23.9	1.38/35.1	15.00/6.80	39.00/17.69
<b>CG-62100</b>	<b>CG-62100S</b>	0.625—0.750	Orange	0.94/23.9	1.38/35.1	15.00/6.80	39.00/17.69	
<b>CG-75100</b>	<b>CG-75100S</b>	0.750—0.875	Gray	0.94/23.9	1.75/44.5	15.00/6.80	39.00/17.69	
<b>CG-87100</b>	<b>CG-87100S</b>	0.875—1.000	Red	0.94/23.9	1.75/44.5	15.00/6.80	39.00/17.69	
<b>CG-100100</b> ①	<b>CG-100100S</b> ①	1.000—1.125	Blue	0.94/23.9	1.75/44.5	15.00/6.80	39.00/17.69	
 <p>Steel</p>	<b>1-1/4 Inch Hubs</b> ④							
	<b>CG-75125</b>	<b>CG-75125S</b>	0.750—0.875	Gray	1.06/26.9	1.75/44.5	23.00/10.43	60.00/27.22
	<b>CG-87125</b>	<b>CG-87125S</b>	0.875—1.000	Red	1.06/26.9	1.75/44.5	25.00/11.34	65.00/29.48
	<b>CG-100125</b>	<b>CG-100125S</b>	1.000—1.125	Blue	1.06/26.9	2.13/54.1	25.00/11.34	65.00/29.48
	<b>CG-112125</b>	<b>CG-112125S</b>	1.125—1.250	Brown	1.06/26.9	2.13/54.1	25.00/11.34	65.00/29.48
	<b>CG-125125</b> ①	<b>CG-125125S</b> ①	1.250—1.375	Green	1.06/26.9	2.13/54.1	22.00/9.98	57.00/25.85
	<b>CG-137125</b> ①	<b>CG-137125S</b> ①	1.375—1.500	Yellow	1.06/26.9	2.13/54.1	20.00/9.07	52.00/23.59
	<b>1-1/2 Inch Hubs</b>							
	<b>CG-115150</b>	<b>CG-115150S</b>	1.156—1.312	—	1.94/49.3	2.19/55.6	31.10/14.11	92.00/41.73
	<b>CG-128150</b> ③	<b>CG-128150S</b>	1.281—1.531	—	2.63/66.8	2.56/65.0	61.20/27.76	160.00/72.57
<b>2 Inch Hubs</b>								
<b>CG-153200</b> ②	<b>CG-153200S</b>	1.531—1.780	—	2.44/62.0	3.00/76.2	95.00/43.09	230.00/104.33	
<b>CG-165200</b> ③	—	1.650—2.000	—	2.44/62.0	3.19/81.0	100.00/45.36	—	
<b>2-1/2 Inch Hubs</b>								
<b>CG-200250</b> ③	—	2.000—2.343	—	3.06/77.7	3.44/87.4	141.30/64.09	—	
<b>CG-225250</b> ③	—	2.250—2.500	—	3.06/77.7	3.69/93.7	141.90/64.36	—	
<b>3 Inch Hubs</b>								
<b>CG-250300</b> ③	—	2.500—2.843	—	3.06/77.7	4.06/103.1	196.30/89.04	—	
<b>CG-268300</b> ③	—	2.687—3.062	—	3.25/82.6	4.50/114.3	256.30/116.26	—	
<b>3-1/2 Inch Hubs</b> ②								
<b>CG-300350</b>	—	3.000—3.390	—	3.25/82.6	4.75/120.7	212.50/96.39	—	
<b>CG-328350</b>	—	3.281—3.515	—	3.25/82.6	5.00/127.0	225.00/102.06	—	
<b>4 Inch Hubs</b> ②								
<b>CG-350400</b>	—	3.500—3.843	—	3.25/82.6	5.25/133.4	275.00/124.74	—	
<b>CG-375400</b>	—	3.750—4.000	—	3.25/82.6	5.50/139.7	293.80/133.27	—	

- ① Remove sufficient outer covering of cord or cable to pass conductors through connector body.
- ② Not UL Listed.
- ③ Not CSA Certified.
- ④ PVC coating available on select connectors. Add suffix **-PVC** to catalog number.



Color coded label

# 90° Liquidtight Strain Relief Cord and Cable Connectors

Suitable for use in:  
 Class I, Division 2  
 Class II, Division 1 and 2  
 Class III  
 NEMA 3R

	Catalog Number		Cable Range (Inches)	Color Coded Label	Dimension (in/mm)		Wt. Lbs./Kgs. Per 100	
	Aluminum	Steel			A	B	Aluminum	Steel
<b>3/8 Inch Hubs</b>								
	<b>CG90-1238</b>	<b>CG90-1238S</b>	0.125—0.187	Red	1.63/41.4	0.94/23.9	13.00/5.90	34.00/15.42
	<b>CG90-1838</b>	<b>CG90-1838S</b>	0.187—0.312	Brown	1.63/41.4	0.94/23.9	7.00/3.18	18.40/8.35
	<b>CG90-3138 *</b>	<b>CG90-3138S *</b>	0.312—0.437	Yellow	1.63/41.4	0.94/23.9	7.00/3.18	18.40/8.35
<b>1/2 Inch Hubs</b>								
	<b>CG90-1250</b>	<b>CG90-1250S</b>	0.125—0.250	Blue	1.63/41.4	1.25/31.8	13.00/5.90	34.00/15.42
	<b>CG90-2550</b>	<b>CG90-2550S</b>	0.250—0.375	Green	1.63/41.4	1.25/31.8	13.00/5.90	34.00/15.42
	<b>CG90-3750</b>	<b>CG90-3750S</b>	0.375—0.500	Purple	1.63/41.4	1.25/31.8	12.00/5.44	31.20/14.15
	<b>CG90-5050 *</b>	<b>CG90-5050S *</b>	0.500—0.625	Pink	1.5/38.1	1.25/31.8	10.00/4.54	26.00/11.79
	<b>CG90-6250 *</b>	<b>CG90-6250S *</b>	0.625—0.750	Orange	1.5/38.1	1.25/31.8	12.00/5.44	31.20/14.15
<b>3/4 Inch Hubs</b>								
	<b>CG90-2575</b>	<b>CG90-2575S</b>	0.250—0.375	Green	1.75/44.5	1.38/35.1	16.00/7.26	41.60/18.87
	<b>CG90-3775</b>	<b>CG90-3775S</b>	0.375—0.500	Purple	1.75/44.5	1.38/35.1	16.00/7.26	41.60/18.87
	<b>CG90-5075</b>	<b>CG90-5075S</b>	0.500—0.625	Pink	1.75/44.5	1.38/35.1	16.00/7.26	41.60/18.87
	<b>CG90-6275 *</b>	<b>CG90-6275S *</b>	0.625—0.750	Orange	1.63/41.4	1.38/35.1	16.00/7.26	41.60/18.87
	<b>CG90-7575 *</b>	<b>CG90-7575S *</b>	0.750—0.875	Gray	1.63/41.4	1.38/35.1	16.00/7.26	41.60/18.87
<b>1 Inch Hubs</b>								
	<b>CG90-62100</b>	<b>CG90-62100S</b>	0.625—0.750	Orange	2.19/55.6	1.75/44.5	26.00/11.79	67.60/30.66
	<b>CG90-75100</b>	<b>CG90-75100S</b>	0.750—0.875	Gray	2.19/55.6	1.75/44.5	40.00/18.14	104.00/47.17
	<b>CG90-87100 *</b>	<b>CG90-87100S *</b>	0.875—1.000	Red	2.19/55.6	1.75/44.5	25.00/11.34	65.00/29.48
	<b>CG90-100100 *</b>	<b>CG90-100100S *</b>	1.000—1.125	Blue	2.19/55.6	1.75/44.5	26.00/11.79	67.60/30.66
<b>1-1/4 Inch Hubs</b>								
	<b>CG90-75125</b>	<b>CG90-75125S</b>	0.750—0.875	Gray	2.56/65.0	2.13/54.1	40.00/18.14	104.00/47.17
	<b>CG90-87125</b>	<b>CG90-87125S</b>	0.875—1.000	Red	2.56/65.0	2.13/54.1	41.00/18.60	106.60/48.35
	<b>CG90-100125</b>	<b>CG90-100125S</b>	1.000—1.125	Blue	2.56/65.0	2.13/54.1	39.00/17.69	101.40/45.99
	<b>CG90-112125 *</b>	<b>CG90-112125S *</b>	1.125—1.250	Brown	2.44/62.0	2.13/54.1	38.00/17.24	98.80/44.81
	<b>CG90-125125 *</b>	<b>CG90-125125S *</b>	1.250—1.375	Green	2.44/62.0	2.13/54.1	60.00/27.22	156.00/70.76
<b>CG90-137125 *</b>	<b>CG90-137125S *</b>	1.375—1.500	Yellow	2.44/62.0	2.13/54.1	35.00/15.88	91.00/41.28	



Color coded label

FITTINGS: CABLE AND CORD FITTINGS

Fittings

\* Remove sufficient outer covering of cord or cable to pass conductors through connector body.

# Replacement Glands for Aluminum and Steel CG and CG90 Connectors

Suitable for use in:  
 Class I, Division 2  
 Class II, Division 1 and 2  
 Class III  
 NEMA 3R

Not to be used with stainless steel and nickel plated aluminum CG connectors

Catalog Number	For Use With Straight Connectors	For Use With 90° Connectors	Cable Range (Inches)	Wt. Lbs./Kgs. Per 100
<b>For Connectors with 3/8 Inch Hubs</b>				
CGG-221	CG-1238	CG90-1238	0.125—0.187	2.50/1.13
CGG-222	CG-1838	CG90-1838	0.187—0.312	1.90/0.86
CGG-223	CG-3138	CG90-3138	0.312—0.437	1.30/0.59
<b>For Connectors with 1/2 Inch Hubs</b>				
CGG-221	CG-1250	—	0.125—0.187	2.50/1.13
CGG-271	—	CG90-1250	0.125—0.250	1.90/0.86
CGG-222	CG-1850	—	0.187—0.312	1.90/0.86
CGG-272	—	CG90-2550	0.250—0.375	1.30/0.59
CGG-223	CG-3150	—	0.312—0.437	1.30/0.59
CGG-273	CG-3750	CG90-3750	0.375—0.500	1.90/0.86
CGG-274	CG-5050	CG90-5050	0.500—0.625	1.30/0.59
CGG-275	CG-6250	CG90-6250	0.625—0.750	1.00/0.45
<b>For Connectors with 3/4 Inch Hubs</b>				
CGG-271	CG-1275	—	0.125—0.250	1.90/0.86
CGG-272	CG-2575	—	0.250—0.375	1.30/0.59
CGG-325	—	CG90-2575	0.250—0.375	1.30/0.59
CGG-273	CG-3775	—	0.375—0.500	1.90/0.86
CGG-321	—	CG90-3775	0.375—0.500	1.90/0.86
CGG-274	CG-5075	—	0.500—0.625	1.30/0.59
CGG-322	—	CG90-5075	0.500—0.625	1.30/0.59
CGG-323	CG-6275	CG90-6275	0.625—0.750	1.00/0.45
CGG-324	CG-7575	CG90-7575	0.750—0.875	1.00/0.45
<b>For Connectors with 1 Inch Hubs</b>				
CGG-321	CG-37100	—	0.375—0.500	1.90/0.86
CGG-322	CG-50100	—	0.500—0.625	1.30/0.59
CGG-323	CG-62100	—	0.625—0.750	1.00/0.45
CGG-374	—	CG90-62100	0.625—0.750	1.00/0.45
CGG-371	CG-75100	CG90-75100	0.750—0.875	2.90/1.32
CGG-372	CG-87100	CG90-87100	0.875—1.000	2.50/1.13
CGG-373	CG-100100	CG90-100100	1.000—1.125	2.20/1.00
<b>For Connectors with 1-1/4 Inch Hubs</b>				
CGG-371	CG-75125	—	0.750—0.875	2.90/1.32
CGG-425	—	CG90-75125	0.750—0.875	2.90/1.32
CGG-372	CG-87125	—	0.875—1.000	2.50/1.13
CGG-426	—	CG90-87125	0.875—1.000	2.50/1.13
CGG-421	CG-100125	CG90-100125	1.000—1.125	2.20/1.00
CGG-422	CG-112125	CG90-112125	1.125—1.250	1.90/0.86
CGG-423	CG-125125	CG90-125125	1.250—1.375	1.60/0.73
CGG-424	CG-137125	CG90-137125	1.375—1.500	1.30/0.59



FITTINGS: CABLE AND CORD FITTINGS

Fittings

For Steel Backed Neoprene Sealing Gaskets and Steel Gasketed Sealing Locknuts, see Commercial Fittings.

# Wire Mesh Strain Relief for Aluminum Cord Connectors

Suitable for use in:  
 Class I, Division 2  
 Class II, Division 1 and 2  
 Class III  
 NEMA 3R

Not to be used with stainless steel and nickel plated aluminum CG connectors

For Aluminum Cord Connectors		Use Catalog Number	Dimensions (in/mm)		Wt. Lbs./Kgs. Per 100
CG—Straight	CG—90°		A	B	
<b>For Connectors with 3/8 Inch Hubs</b>					
CG-1238	CG90-1238	CG-SR1	0.94/23.9	3.63/92.2	5.40/2.40
CG-1838	CG90-1838	CG-SR2	0.94/23.9	4.38/111.3	5.40/2.40
CG-3138	CG90-3138	CG-SR3	0.94/23.9	5.5/139.7	5.40/2.40
<b>For Connectors with 1/2 Inch Hubs</b>					
CG-1250	—	CG-SR1	0.94/23.9	3.63/92.2	11.70/5.30
—	CG90-1250	CG-SR4	1.25/31.8	4.38/111.3	11.70/5.30
CG-1850	—	CG-SR2	0.94/23.9	4.38/111.3	11.70/5.30
—	CG90-2550	CG-SR5	1.25/31.8	5.5/139.7	11.70/5.30
CG-3150	—	CG-SR3	0.94/23.9	5.5/139.7	11.70/5.30
CG-3750	CG90-3750	CG-SR6	1.25/31.8	6.13/155.7	11.70/5.30
CG-5050	CG90-5050	CG-SR7	1.25/31.8	6.88/174.8	11.70/5.30
CG-6250	CG90-6250	CG-SR8	1.25/31.8	9.38/238.3	11.70/5.30
<b>For Connectors with 3/4 Inch Hubs</b>					
CG-1275	—	CG-SR4	1.25/31.8	4.38/111.3	16.10/7.30
CG-2575	—	CG-SR5	1.25/31.8	5.5/139.7	16.10/7.30
—	CG90-2575	CG-SR9	1.38/35.1	4.13/104.9	16.10/7.30
CG-3775	—	CG-SR6	1.25/31.8	6.13/155.7	16.10/7.30
—	CG90-3775	CG-SR10	1.38/35.1	5.5/139.7	16.10/7.30
CG-5075	—	CG-SR7	1.25/31.8	6.88/174.8	16.10/7.30
—	CG90-5075	CG-SR11	1.38/35.1	6.38/162.1	16.10/7.30
CG-6275	CG90-6275	CG-SR12	1.38/35.1	8.38/212.9	16.10/7.30
CG-7575	CG90-7575	CG-SR13	1.38/35.1	9.13/231.9	16.10/7.30
<b>For Connectors with 1 Inch Hubs</b>					
CG-37100	—	CG-SR10	1.38/35.1	5.5/139.7	18.70/8.50
CG-50100	—	CG-SR11	1.38/35.1	6.38/162.1	18.70/8.50
CG-62100	—	CG-SR12	1.38/35.1	8.38/212.9	18.70/8.50
—	CG90-62100	CG-SR14	1.75/44.5	9.06/230.1	18.70/8.50
CG-75100	CG90-75100	CG-SR15	1.75/44.5	9.06/230.1	18.70/8.50
CG-87100	CG90-87100	CG-SR16	1.75/44.5	7.94/201.7	18.70/8.50
CG-100100	CG90-100100	CG-SR17	1.75/44.5	7.94/201.7	18.70/8.50
<b>For Connectors with 1-1/4 Inch Hubs</b>					
CG-75125	—	CG-SR15	1.75/44.5	9.06/230.1	21.40/9.70
—	CG90-75125	CG-SR18	2.13/54.1	8.94/227.1	21.40/9.70
CG-87125	—	CG-SR16	1.75/44.5	7.94/201.7	21.40/9.70
—	CG90-87125	CG-SR19	2.13/54.1	7.94/201.7	21.40/9.70
CG-100125	CG90-100125	CG-SR20	2.13/54.1	8.69/220.7	21.40/9.70
CG-112125	CG90-112125	CG-SR21	2.13/54.1	9.31/236.5	21.40/9.70
CG-125125	CG90-125125	CG-SR22	2.13/54.1	11.56/293.6	21.40/9.70
CG-137125	CG90-137125	CG-SR23	2.13/54.1	10.81/274.6	21.40/9.70



FITTINGS: CABLE AND CORD FITTINGS

Fittings

# Wire Mesh Strain Relief for Steel Cord Connectors

Suitable for use in:  
 Class I, Division 2  
 Class II, Division 1 and 2  
 Class III  
 NEMA 3R

Not to be used with stainless steel and nickel plated aluminum CG connectors

Steel Cord Connectors			Dimensions (in/mm)		Wt. Lbs./Kgs. Per 100
CG-Straight	CG-90°	Catalog Number	A	B	
<b>For Connectors with 3/8 Inch Hubs</b>					
CG-1238S	CG90-1238S	CG-SR1S	0.94/23.9	3.63/92.2	5.40/2.40
CG-1838S	CG90-1838S	CG-SR2S	0.94/23.9	4.38/111.3	5.40/2.40
CG-3138S	CG90-3138S	CG-SR3S	0.94/23.9	5.5/139.7	5.40/2.40
<b>For Connectors with 1/2 Inch Hubs</b>					
CG-1250S	—	CG-SR1S	0.94/23.9	3.63/92.2	11.70/5.30
—	CG90-1250S	CG-SR4S	1.25/31.8	4.38/111.3	11.70/5.30
CG-1850S	—	CG-SR2S	0.94/23.9	4.38/111.3	11.70/5.30
—	CG90-2550S	CG-SR5S	1.25/31.8	5.5/139.7	11.70/5.30
CG-3150S	—	CG-SR3S	0.94/23.9	5.5/139.7	11.70/5.30
CG-3750S	CG90-3750S	CG-SR6S	1.25/31.8	6.13/155.7	11.70/5.30
CG-5050S	CG90-5050S	CG-SR7S	1.25/31.8	6.88/174.8	11.70/5.30
CG-6250S	CG90-6250S	CG-SR8S	1.25/31.8	9.38/238.3	11.70/5.30
<b>For Connectors with 3/4 Inch Hubs</b>					
CG-1275S	—	CG-SR4S	1.25/31.8	4.38/111.3	16.10/7.30
CG-2575S	—	CG-SR5S	1.25/31.8	5.5/139.7	16.10/7.30
—	CG90-2575S	CG-SR9S	1.38/35.1	4.13/104.9	16.10/7.30
CG-3775S	—	CG-SR6S	1.25/31.8	6.13/155.7	16.10/7.30
—	CG90-3775S	CG-SR10S	1.38/35.1	5.5/139.7	16.10/7.30
CG-5075S	—	CG-SR7S	1.25/31.8	6.88/174.8	16.10/7.30
—	CG90-5075S	CG-SR11S	1.38/35.1	6.38/162.1	16.10/7.30
CG-6275S	CG90-6275S	CG-SR12S	1.38/35.1	8.38/212.9	16.10/7.30
CG-7575S	CG90-7575S	CG-SR13S	1.38/35.1	9.13/231.9	16.10/7.30
<b>For Connectors with 1 Inch Hubs</b>					
CG-37100S	—	CG-SR10S	1.38/35.1	5.5/139.7	18.70/8.50
CG-50100S	—	CG-SR11S	1.38/35.1	6.38/162.1	18.70/8.50
CG-62100S	—	CG-SR12S	1.38/35.1	8.38/212.9	18.70/8.50
—	CG90-62100S	CG-SR14S	1.75/44.5	9.06/230.1	18.70/8.50
CG-75100S	CG90-75100S	CG-SR15S	1.75/44.5	9.06/230.1	18.70/8.50
CG-87100S	CG90-87100S	CG-SR16S	1.75/44.5	7.94/201.7	18.70/8.50
CG-100100S	CG90-100100S	CG-SR17S	1.75/44.5	7.94/201.7	18.70/8.50
<b>For Connectors with 1-1/4 Inch Hubs</b>					
CG-75125S	—	CG-SR15S	1.75/44.5	9.06/230.1	21.40/9.70
—	CG90-75125S	CG-SR18S	2.13/54.1	8.94/227.1	21.40/9.70
CG-87125S	—	CG-SR16S	1.75/44.5	7.94/201.7	21.40/9.70
—	CG90-87125S	CG-SR19S	2.13/54.1	7.94/201.7	21.40/9.70
CG-100125S	CG90-100125S	CG-SR20S	2.13/54.1	8.69/220.7	21.40/9.70
CG-112125S	CG90-112125S	CG-SR21S	2.13/54.1	9.31/236.5	21.40/9.70
CG-125125S	CG90-125125S	CG-SR22S	2.13/54.1	11.56/293.6	21.40/9.70
CG-137125S	CG90-137125S	CG-SR23S	2.13/54.1	10.81/274.6	21.40/9.70



FITTINGS: CABLE AND CORD FITTINGS

Fittings

# Aluminum and Steel Liquidtight Strain Relief Cord and Cable Connectors

Suitable for use in:  
 Class I, Division 2  
 Class II, Division 1 and 2  
 Class III  
 NEMA 3R

## Application

- Provide a liquidtight and strain relief termination for flexible type neoprene, hypalon, and PVC jacketed power or control cord and cable.
- For use in wet or dry locations sealing electrical connections against dust and dirt, oil, water or other atmosphere containing moisture.

## Features

- Available in straight or 90°, aluminum or steel construction to meet the requirements of rugged service on all types of equipment and in all non-hazardous areas.
- Color coded identification label clearly states the catalog number and minimum-maximum cable diameter range for which the connector is designed.
- Neoprene sealing grommet firmly but safely grips cable jacket providing strain relief while protecting internal wiring connections against external tension on cable or cord.
- Steel or Teflon\* washer reduces friction between grommet and connector cap providing even pressure distribution, eliminating leakage resulting from grommet distortion.
- Large aluminum connectors 1-1/2" thru 4" and all steel connectors are constructed with hex head cap.
- For particularly harsh applications, wire mesh strain reliefs may be used with cord and cable connectors.
- CG Series in aluminum construction is available in straight type from 1/4" thru 4", 90° type from 3/8" thru 1-1/4".
- CG Series in steel construction is available in straight type from 1/4" thru 2" and 90° type from 3/8" thru 1-1/4".

## Standard Materials

- Aluminum connectors
  - Straight body: aluminum
  - 90° body: cast aluminum
  - Cap: copperfree (4/10 of 1% or less) aluminum
  - Sealing grommet: neoprene
  - Washer: steel or Teflon\*
  - Wire mesh strain relief: stainless steel
  - Cap on wire mesh: copperfree (4/10 of 1% or less) aluminum
- Steel connectors
  - Straight body: machined steel
  - 90° body: malleable iron
  - Cap: machined steel
  - Sealing grommet: neoprene
  - Washer: steel or Teflon \*
  - Wire mesh strain relief: stainless steel
  - Cap on wire mesh: steel, zinc plate

## Certifications and Compliances

- UL Standard: 514B
- UL Listed: E14817
- CSA Standard: C22.2 No. 18.3
- CSA Certified: 065178

## Related Products

- Locknuts are available, refer to *Commercial Fittings*

## Options

- PVC coating available on select connectors. Add suffix **-PVC** to catalog number.

### Aluminum



Straight



90°

### Steel




Straight



90°



Wire Mesh Strain Relief for Cord Connectors




Color coded label

\* Teflon is a registered trademark of E.I. DuPont de Nemours and Co.

# Straight Liqudtight Strain Relief Cord and Cable Connectors

Suitable for use in:  
 Class I, Division 2  
 Class II, Division 1 and 2  
 Class III  
 NEMA 3R

	Catalog Number		Cable Range (Inches)	Color Coded Label	Dimensions (in/mm)		Wt. Lbs./Kgs. Per 100	
	Aluminum	Steel			A	B	Aluminum	Steel
 <p>Aluminum</p>	<b>1/4 Inch Hubs</b>							
	CG-0625 ②	CG-0625S ②	0.060—0.156	Purple/Pink	0.88/22.4	0.75/19.1	—	—
	CG-1525 ②	CG-1525S ②	0.156—0.250	Orange/Gray	0.88/22.4	0.75/19.1	3.70/1.68	9.00/4.08
	<b>3/8 Inch Hubs</b>							
	CG-1238	CG-1238S	0.125—0.187	Red	0.81/20.6	0.94/23.9	5.60/2.54	14.80/6.71
	CG-1838	CG-1838S	0.187—0.312	Brown	0.81/20.6	0.94/23.9	5.00/2.27	13.20/5.99
	CG-3138	CG-3138S	0.312—0.437	Yellow	0.81/20.6	0.94/23.9	5.60/2.54	14.80/6.71
	<b>1/2 Inch Hubs ④</b>							
	CG-1250	CG-1250S	0.125—0.187	Red	0.81/20.6	0.94/23.9	6.00/2.72	15.60/7.08
	CG-1850	CG-1850S	0.187—0.312	Brown	0.81/20.6	0.94/23.9	6.00/2.72	15.60/7.08
CG-3150	CG-3150S	0.312—0.437	Yellow	0.81/20.6	0.94/23.9	6.00/2.72	15.60/7.08	
CG-3750	CG-3750S	0.375—0.500	Purple	0.81/20.6	1.25/31.8	8.00/3.63	20.80/9.43	
CG-5050	CG-5050S	0.500—0.625	Pink	0.81/20.6	1.25/31.8	8.00/3.63	20.80/9.43	
CG6250 ①	CG-6250S ①	0.625—0.750	Orange	0.81/20.6	1.25/31.8	8.00/3.63	20.80/9.43	
 <p>Steel</p>	<b>3/4 Inch Hubs ④</b>							
	CG-1275	CG-1275S	0.125—0.250	Blue	0.88/22.4	1.25/31.8	10.00/4.54	26.00/11.79
	CG-2575	CG-2575S	0.250—0.375	Green	0.88/22.4	1.25/31.8	10.00/4.54	26.00/11.79
	CG-3775	CG-3775S	0.375—0.500	Purple	0.88/22.4	1.25/31.8	10.00/4.54	26.00/11.79
	CG-5075	CG-5075S	0.500—0.625	Pink	0.88/22.4	1.25/31.8	10.00/4.54	26.00/11.79
	CG-6275	CG-6275S	0.625—0.750	Orange	0.88/22.4	1.38/35.1	10.00/4.54	26.00/11.79
	CG-7575 ①	CG-7575S ①	0.750—0.875	Gray	0.88/22.4	1.38/35.1	10.00/4.54	26.00/11.79
	<b>1 Inch Hubs ④</b>							
	CG-37100	CG-37100S	0.375—0.500	Purple	0.94/23.9	1.38/35.1	15.00/6.80	39.00/17.69
	CG-50100	CG-50100S	0.500—0.625	Pink	0.94/23.9	1.38/35.1	15.00/6.80	39.00/17.69
CG-62100	CG-62100S	0.625—0.750	Orange	0.94/23.9	1.38/35.1	15.00/6.80	39.00/17.69	
CG-75100	CG-75100S	0.750—0.875	Gray	0.94/23.9	1.75/44.5	15.00/6.80	39.00/17.69	
CG-87100	CG-87100S	0.875—1.000	Red	0.94/23.9	1.75/44.5	15.00/6.80	39.00/17.69	
CG-100100 ①	CG-100100S ①	1.000—1.125	Blue	0.94/23.9	1.75/44.5	15.00/6.80	39.00/17.69	
 <p>Steel</p>	<b>1-1/4 Inch Hubs ④</b>							
	CG-75125	CG-75125S	0.750—0.875	Gray	1.06/26.9	1.75/44.5	23.00/10.43	60.00/27.22
	CG-87125	CG-87125S	0.875—1.000	Red	1.06/26.9	1.75/44.5	25.00/11.34	65.00/29.48
	CG-100125	CG-100125S	1.000—1.125	Blue	1.06/26.9	2.13/54.1	25.00/11.34	65.00/29.48
	CG-112125	CG-112125S	1.125—1.250	Brown	1.06/26.9	2.13/54.1	25.00/11.34	65.00/29.48
	CG-125125 ①	CG-125125S ①	1.250—1.375	Green	1.06/26.9	2.13/54.1	22.00/9.98	57.00/25.85
	CG-137125 ①	CG-137125S ①	1.375—1.500	Yellow	1.06/26.9	2.13/54.1	20.00/9.07	52.00/23.59
	<b>1-1/2 Inch Hubs</b>							
	CG-115150	CG-115150S	1.156—1.312	—	1.94/49.3	2.19/55.6	31.10/14.11	92.00/41.73
	CG-128150 ③	CG-128150S	1.281—1.531	—	2.63/66.8	2.56/65.0	61.20/27.76	160.00/72.57
<b>2 Inch Hubs</b>								
CG-153200 ②	CG-153200S	1.531—1.780	—	2.44/62.0	3.00/76.2	95.00/43.09	230.00/104.33	
CG-165200 ②	—	1.650—2.000	—	2.44/62.0	3.19/81.0	100.00/45.36	—	
<b>2-1/2 Inch Hubs</b>								
CG-200250 ②	—	2.000—2.343	—	3.06/77.7	3.44/87.4	141.30/64.09	—	
CG-225250 ②	—	2.250—2.500	—	3.06/77.7	3.69/93.7	141.90/64.36	—	
<b>3 Inch Hubs</b>								
CG-250300 ②	—	2.500—2.843	—	3.06/77.7	4.06/103.1	196.30/89.04	—	
CG-268300 ②	—	2.687—3.062	—	3.25/82.6	4.50/114.3	256.30/116.26	—	
<b>3-1/2 Inch Hubs ②</b>								
CG-300350	—	3.000—3.390	—	3.25/82.6	4.75/120.7	212.50/96.39	—	
CG-328350	—	3.281—3.515	—	3.25/82.6	5.00/127.0	225.00/102.06	—	
<b>4 Inch Hubs ②</b>								
CG-350400	—	3.500—3.843	—	3.25/82.6	5.25/133.4	275.00/124.74	—	
CG-375400	—	3.750—4.000	—	3.25/82.6	5.50/139.7	293.80/133.27	—	



Color coded label

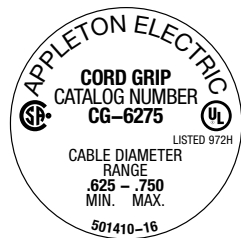
① Remove sufficient outer covering of cord or cable to pass conductors through connector body.  
 ② Not UL Listed.  
 ③ Not CSA Certified.  
 ④ PVC coating available on select connectors. Add suffix *-PVC* to catalog number.



# 90° Liquidtight Strain Relief Cord and Cable Connectors

Suitable for use in:  
 Class I, Division 2  
 Class II, Division 1 and 2  
 Class III  
 NEMA 3R

	Catalog Number		Cable Range (Inches)	Color Coded Label	Dimension (in/mm)		Wt. Lbs./Kgs. Per 100	
	Aluminum	Steel			A	B	Aluminum	Steel
<b>3/8 Inch Hubs</b>								
	<b>CG90-1238</b>	<b>CG90-1238S</b>	0.125—0.187	Red	1.63/41.4	0.94/23.9	13.00/5.90	34.00/15.42
	<b>CG90-1838</b>	<b>CG90-1838S</b>	0.187—0.312	Brown	1.63/41.4	0.94/23.9	7.00/3.18	18.40/8.35
	<b>CG90-3138 *</b>	<b>CG90-3138S *</b>	0.312—0.437	Yellow	1.63/41.4	0.94/23.9	7.00/3.18	18.40/8.35
<b>1/2 Inch Hubs</b>								
	<b>CG90-1250</b>	<b>CG90-1250S</b>	0.125—0.250	Blue	1.63/41.4	1.25/31.8	13.00/5.90	34.00/15.42
	<b>CG90-2550</b>	<b>CG90-2550S</b>	0.250—0.375	Green	1.63/41.4	1.25/31.8	13.00/5.90	34.00/15.42
	<b>CG90-3750</b>	<b>CG90-3750S</b>	0.375—0.500	Purple	1.63/41.4	1.25/31.8	12.00/5.44	31.20/14.15
	<b>CG90-5050 *</b>	<b>CG90-5050S *</b>	0.500—0.625	Pink	1.5/38.1	1.25/31.8	10.00/4.54	26.00/11.79
	<b>CG90-6250 *</b>	<b>CG90-6250S *</b>	0.625—0.750	Orange	1.5/38.1	1.25/31.8	12.00/5.44	31.20/14.15
<b>3/4 Inch Hubs</b>								
	<b>CG90-2575</b>	<b>CG90-2575S</b>	0.250—0.375	Green	1.75/44.5	1.38/35.1	16.00/7.26	41.60/18.87
	<b>CG90-3775</b>	<b>CG90-3775S</b>	0.375—0.500	Purple	1.75/44.5	1.38/35.1	16.00/7.26	41.60/18.87
	<b>CG90-5075</b>	<b>CG90-5075S</b>	0.500—0.625	Pink	1.75/44.5	1.38/35.1	16.00/7.26	41.60/18.87
	<b>CG90-6275 *</b>	<b>CG90-6275S *</b>	0.625—0.750	Orange	1.63/41.4	1.38/35.1	16.00/7.26	41.60/18.87
	<b>CG90-7575 *</b>	<b>CG90-7575S *</b>	0.750—0.875	Gray	1.63/41.4	1.38/35.1	16.00/7.26	41.60/18.87
<b>1 Inch Hubs</b>								
	<b>CG90-62100</b>	<b>CG90-62100S</b>	0.625—0.750	Orange	2.19/55.6	1.75/44.5	26.00/11.79	67.60/30.66
	<b>CG90-75100</b>	<b>CG90-75100S</b>	0.750—0.875	Gray	2.19/55.6	1.75/44.5	40.00/18.14	104.00/47.17
	<b>CG90-87100 *</b>	<b>CG90-87100S *</b>	0.875—1.000	Red	2.19/55.6	1.75/44.5	25.00/11.34	65.00/29.48
	<b>CG90-100100 *</b>	<b>CG90-100100S *</b>	1.000—1.125	Blue	2.19/55.6	1.75/44.5	26.00/11.79	67.60/30.66
<b>1-1/4 Inch Hubs</b>								
	<b>CG90-75125</b>	<b>CG90-75125S</b>	0.750—0.875	Gray	2.56/65.0	2.13/54.1	40.00/18.14	104.00/47.17
	<b>CG90-87125</b>	<b>CG90-87125S</b>	0.875—1.000	Red	2.56/65.0	2.13/54.1	41.00/18.60	106.60/48.35
	<b>CG90-100125</b>	<b>CG90-100125S</b>	1.000—1.125	Blue	2.56/65.0	2.13/54.1	39.00/17.69	101.40/45.99
	<b>CG90-112125 *</b>	<b>CG90-112125S *</b>	1.125—1.250	Brown	2.44/62.0	2.13/54.1	38.00/17.24	98.80/44.81
	<b>CG90-125125 *</b>	<b>CG90-125125S *</b>	1.250—1.375	Green	2.44/62.0	2.13/54.1	60.00/27.22	156.00/70.76
<b>CG90-137125 *</b>	<b>CG90-137125S *</b>	1.375—1.500	Yellow	2.44/62.0	2.13/54.1	35.00/15.88	91.00/41.28	



Color coded label

FITTINGS: CABLE AND CORD FITTINGS

Fittings

\* Remove sufficient outer covering of cord or cable to pass conductors through connector body.

# Replacement Glands for Aluminum and Steel CG and CG90 Connectors

Suitable for use in:  
 Class I, Division 2  
 Class II, Division 1 and 2  
 Class III  
 NEMA 3R

Not to be used with stainless steel and nickel plated aluminum CG connectors

Catalog Number	For Use With Straight Connectors	For Use With 90° Connectors	Cable Range (Inches)	Wt. Lbs./Kgs. Per 100
<b>For Connectors with 3/8 Inch Hubs</b>				
CGG-221	CG-1238	CG90-1238	0.125—0.187	2.50/1.13
CGG-222	CG-1838	CG90-1838	0.187—0.312	1.90/0.86
CGG-223	CG-3138	CG90-3138	0.312—0.437	1.30/0.59
<b>For Connectors with 1/2 Inch Hubs</b>				
CGG-221	CG-1250	—	0.125—0.187	2.50/1.13
CGG-271	—	CG90-1250	0.125—0.250	1.90/0.86
CGG-222	CG-1850	—	0.187—0.312	1.90/0.86
CGG-272	—	CG90-2550	0.250—0.375	1.30/0.59
CGG-223	CG-3150	—	0.312—0.437	1.30/0.59
CGG-273	CG-3750	CG90-3750	0.375—0.500	1.90/0.86
CGG-274	CG-5050	CG90-5050	0.500—0.625	1.30/0.59
CGG-275	CG-6250	CG90-6250	0.625—0.750	1.00/0.45
<b>For Connectors with 3/4 Inch Hubs</b>				
CGG-271	CG-1275	—	0.125—0.250	1.90/0.86
CGG-272	CG-2575	—	0.250—0.375	1.30/0.59
CGG-325	—	CG90-2575	0.250—0.375	1.30/0.59
CGG-273	CG-3775	—	0.375—0.500	1.90/0.86
CGG-321	—	CG90-3775	0.375—0.500	1.90/0.86
CGG-274	CG-5075	—	0.500—0.625	1.30/0.59
CGG-322	—	CG90-5075	0.500—0.625	1.30/0.59
CGG-323	CG-6275	CG90-6275	0.625—0.750	1.00/0.45
CGG-324	CG-7575	CG90-7575	0.750—0.875	1.00/0.45
<b>For Connectors with 1 Inch Hubs</b>				
CGG-321	CG-37100	—	0.375—0.500	1.90/0.86
CGG-322	CG-50100	—	0.500—0.625	1.30/0.59
CGG-323	CG-62100	—	0.625—0.750	1.00/0.45
CGG-374	—	CG90-62100	0.625—0.750	1.00/0.45
CGG-371	CG-75100	CG90-75100	0.750—0.875	2.90/1.32
CGG-372	CG-87100	CG90-87100	0.875—1.000	2.50/1.13
CGG-373	CG-100100	CG90-100100	1.000—1.125	2.20/1.00
<b>For Connectors with 1-1/4 Inch Hubs</b>				
CGG-371	CG-75125	—	0.750—0.875	2.90/1.32
CGG-425	—	CG90-75125	0.750—0.875	2.90/1.32
CGG-372	CG-87125	—	0.875—1.000	2.50/1.13
CGG-426	—	CG90-87125	0.875—1.000	2.50/1.13
CGG-421	CG-100125	CG90-100125	1.000—1.125	2.20/1.00
CGG-422	CG-112125	CG90-112125	1.125—1.250	1.90/0.86
CGG-423	CG-125125	CG90-125125	1.250—1.375	1.60/0.73
CGG-424	CG-137125	CG90-137125	1.375—1.500	1.30/0.59



FITTINGS: CABLE AND CORD FITTINGS

Fittings

For Steel Backed Neoprene Sealing Gaskets and Steel Gasketed Sealing Locknuts, see Commercial Fittings.

# Wire Mesh Strain Relief for Aluminum Cord Connectors

Suitable for use in:  
 Class I, Division 2  
 Class II, Division 1 and 2  
 Class III  
 NEMA 3R

Not to be used with stainless steel and nickel plated aluminum CG connectors

For Aluminum Cord Connectors		Use Catalog Number	Dimensions (in/mm)		Wt. Lbs./Kgs. Per 100
CG—Straight	CG—90°		A	B	
<b>For Connectors with 3/8 Inch Hubs</b>					
CG-1238	CG90-1238	CG-SR1	0.94/23.9	3.63/92.2	5.40/2.40
CG-1838	CG90-1838	CG-SR2	0.94/23.9	4.38/111.3	5.40/2.40
CG-3138	CG90-3138	CG-SR3	0.94/23.9	5.5/139.7	5.40/2.40
<b>For Connectors with 1/2 Inch Hubs</b>					
CG-1250	—	CG-SR1	0.94/23.9	3.63/92.2	11.70/5.30
—	CG90-1250	CG-SR4	1.25/31.8	4.38/111.3	11.70/5.30
CG-1850	—	CG-SR2	0.94/23.9	4.38/111.3	11.70/5.30
—	CG90-2550	CG-SR5	1.25/31.8	5.5/139.7	11.70/5.30
CG-3150	—	CG-SR3	0.94/23.9	5.5/139.7	11.70/5.30
CG-3750	CG90-3750	CG-SR6	1.25/31.8	6.13/155.7	11.70/5.30
CG-5050	CG90-5050	CG-SR7	1.25/31.8	6.88/174.8	11.70/5.30
CG-6250	CG90-6250	CG-SR8	1.25/31.8	9.38/238.3	11.70/5.30
<b>For Connectors with 3/4 Inch Hubs</b>					
CG-1275	—	CG-SR4	1.25/31.8	4.38/111.3	16.10/7.30
CG-2575	—	CG-SR5	1.25/31.8	5.5/139.7	16.10/7.30
—	CG90-2575	CG-SR9	1.38/35.1	4.13/104.9	16.10/7.30
CG-3775	—	CG-SR6	1.25/31.8	6.13/155.7	16.10/7.30
—	CG90-3775	CG-SR10	1.38/35.1	5.5/139.7	16.10/7.30
CG-5075	—	CG-SR7	1.25/31.8	6.88/174.8	16.10/7.30
—	CG90-5075	CG-SR11	1.38/35.1	6.38/162.1	16.10/7.30
CG-6275	CG90-6275	CG-SR12	1.38/35.1	8.38/212.9	16.10/7.30
CG-7575	CG90-7575	CG-SR13	1.38/35.1	9.13/231.9	16.10/7.30
<b>For Connectors with 1 Inch Hubs</b>					
CG-37100	—	CG-SR10	1.38/35.1	5.5/139.7	18.70/8.50
CG-50100	—	CG-SR11	1.38/35.1	6.38/162.1	18.70/8.50
CG-62100	—	CG-SR12	1.38/35.1	8.38/212.9	18.70/8.50
—	CG90-62100	CG-SR14	1.75/44.5	9.06/230.1	18.70/8.50
CG-75100	CG90-75100	CG-SR15	1.75/44.5	9.06/230.1	18.70/8.50
CG-87100	CG90-87100	CG-SR16	1.75/44.5	7.94/201.7	18.70/8.50
CG-100100	CG90-100100	CG-SR17	1.75/44.5	7.94/201.7	18.70/8.50
<b>For Connectors with 1-1/4 Inch Hubs</b>					
CG-75125	—	CG-SR15	1.75/44.5	9.06/230.1	21.40/9.70
—	CG90-75125	CG-SR18	2.13/54.1	8.94/227.1	21.40/9.70
CG-87125	—	CG-SR16	1.75/44.5	7.94/201.7	21.40/9.70
—	CG90-87125	CG-SR19	2.13/54.1	7.94/201.7	21.40/9.70
CG-100125	CG90-100125	CG-SR20	2.13/54.1	8.69/220.7	21.40/9.70
CG-112125	CG90-112125	CG-SR21	2.13/54.1	9.31/236.5	21.40/9.70
CG-125125	CG90-125125	CG-SR22	2.13/54.1	11.56/293.6	21.40/9.70
CG-137125	CG90-137125	CG-SR23	2.13/54.1	10.81/274.6	21.40/9.70



FITTINGS: CABLE AND CORD FITTINGS

Fittings

# Wire Mesh Strain Relief for Steel Cord Connectors

Suitable for use in:  
 Class I, Division 2  
 Class II, Division 1 and 2  
 Class III  
 NEMA 3R

Not to be used with stainless steel and nickel plated aluminum CG connectors

Steel Cord Connectors			Dimensions (in/mm)		Wt. Lbs./Kgs. Per 100
CG-Straight	CG-90°	Catalog Number	A	B	
<b>For Connectors with 3/8 Inch Hubs</b>					
CG-1238S	CG90-1238S	CG-SR1S	0.94/23.9	3.63/92.2	5.40/2.40
CG-1838S	CG90-1838S	CG-SR2S	0.94/23.9	4.38/111.3	5.40/2.40
CG-3138S	CG90-3138S	CG-SR3S	0.94/23.9	5.5/139.7	5.40/2.40
<b>For Connectors with 1/2 Inch Hubs</b>					
CG-1250S	—	CG-SR1S	0.94/23.9	3.63/92.2	11.70/5.30
—	CG90-1250S	CG-SR4S	1.25/31.8	4.38/111.3	11.70/5.30
CG-1850S	—	CG-SR2S	0.94/23.9	4.38/111.3	11.70/5.30
—	CG90-2550S	CG-SR5S	1.25/31.8	5.5/139.7	11.70/5.30
CG-3150S	—	CG-SR3S	0.94/23.9	5.5/139.7	11.70/5.30
CG-3750S	CG90-3750S	CG-SR6S	1.25/31.8	6.13/155.7	11.70/5.30
CG-5050S	CG90-5050S	CG-SR7S	1.25/31.8	6.88/174.8	11.70/5.30
CG-6250S	CG90-6250S	CG-SR8S	1.25/31.8	9.38/238.3	11.70/5.30
<b>For Connectors with 3/4 Inch Hubs</b>					
CG-1275S	—	CG-SR4S	1.25/31.8	4.38/111.3	16.10/7.30
CG-2575S	—	CG-SR5S	1.25/31.8	5.5/139.7	16.10/7.30
—	CG90-2575S	CG-SR9S	1.38/35.1	4.13/104.9	16.10/7.30
CG-3775S	—	CG-SR6S	1.25/31.8	6.13/155.7	16.10/7.30
—	CG90-3775S	CG-SR10S	1.38/35.1	5.5/139.7	16.10/7.30
CG-5075S	—	CG-SR7S	1.25/31.8	6.88/174.8	16.10/7.30
—	CG90-5075S	CG-SR11S	1.38/35.1	6.38/162.1	16.10/7.30
CG-6275S	CG90-6275S	CG-SR12S	1.38/35.1	8.38/212.9	16.10/7.30
CG-7575S	CG90-7575S	CG-SR13S	1.38/35.1	9.13/231.9	16.10/7.30
<b>For Connectors with 1 Inch Hubs</b>					
CG-37100S	—	CG-SR10S	1.38/35.1	5.5/139.7	18.70/8.50
CG-50100S	—	CG-SR11S	1.38/35.1	6.38/162.1	18.70/8.50
CG-62100S	—	CG-SR12S	1.38/35.1	8.38/212.9	18.70/8.50
—	CG90-62100S	CG-SR14S	1.75/44.5	9.06/230.1	18.70/8.50
CG-75100S	CG90-75100S	CG-SR15S	1.75/44.5	9.06/230.1	18.70/8.50
CG-87100S	CG90-87100S	CG-SR16S	1.75/44.5	7.94/201.7	18.70/8.50
CG-100100S	CG90-100100S	CG-SR17S	1.75/44.5	7.94/201.7	18.70/8.50
<b>For Connectors with 1-1/4 Inch Hubs</b>					
CG-75125S	—	CG-SR15S	1.75/44.5	9.06/230.1	21.40/9.70
—	CG90-75125S	CG-SR18S	2.13/54.1	8.94/227.1	21.40/9.70
CG-87125S	—	CG-SR16S	1.75/44.5	7.94/201.7	21.40/9.70
—	CG90-87125S	CG-SR19S	2.13/54.1	7.94/201.7	21.40/9.70
CG-100125S	CG90-100125S	CG-SR20S	2.13/54.1	8.69/220.7	21.40/9.70
CG-112125S	CG90-112125S	CG-SR21S	2.13/54.1	9.31/236.5	21.40/9.70
CG-125125S	CG90-125125S	CG-SR22S	2.13/54.1	11.56/293.6	21.40/9.70
CG-137125S	CG90-137125S	CG-SR23S	2.13/54.1	10.81/274.6	21.40/9.70



FITTINGS: CABLE AND CORD FITTINGS

Fittings