

CI-300, CI-355 360° PIR Sensor



Architecturally appealing low profile appearance

SmartSet automatically selects optimal time delay and sensitivity

Depluggable terminal wiring for quick and easy installation

Accepts low voltage switch input for manual-on operation (CI-300, CI-305)

Line and low voltage models available

Walk-through mode increases savings potential

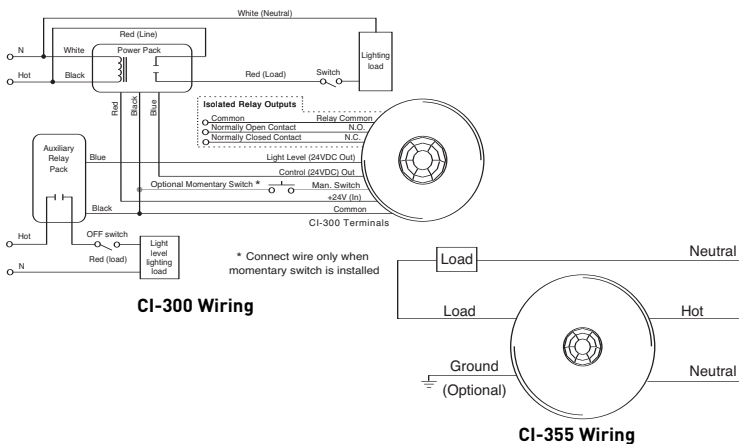
Specifications

- CI-300, CI-305: 24 VDC/VAC
- CI-355: 120/230/277/347 VAC, 50/60 Hz
- Time delays: SmartSet (automatic), fixed (5, 10, 15, 20, or 30 minutes), walk-through, test-mode
- Sensitivity adjustment: SmartSet (automatic) or reduced sensitivity
- Built-in light level sensor; 10 to 300 fc (107 to 3,229 lux) (CI-300, CI-355)
- Isolated relay with N/O and N/C outputs rated for 1 Amp at 30 VDC/VAC (CI-300)
- Mounting options: ceiling tile; 4 square junction box with double gang mudring (CI-300, CI-305)
- Mounting options: 4 square junction box with double gang mudring; 4 inch octagonal junction box (CI-355)
- Units per power pack: CI-300 up to 5 (B), up to 7 (BZ); CI-305 up to 12 (B), up to 16 (BZ)
- 4.5" diameter x 1.02" (144.3mm x 25.9mm); (83.8mm x 55.9mm) extends approx .36" from ceiling
- UL and CUL listed, 5 year warranty

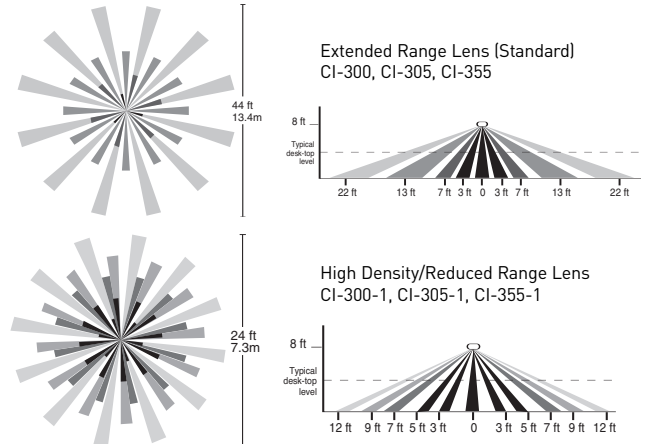
Applications

- Open offices
- Conference rooms
- Classrooms
- Offices
- Storage rooms
- Computer rooms

Wiring Diagrams



Coverage Patterns




















Order Information

| CATALOG # | VOLTAGE | CURRENT/LOAD REQ | COVERAGE |
|-----------|-----------------------|--------------------------|--|
| CI-300 | 24 VDC | 20 mA | up to 1200 ft ² (111.5 m ²) |
| CI-300-1 | 24 VDC | 20 mA | up to 500 ft ² (46.5 m ²) |
| CI-305 | 24 VDC | 9 mA | up to 1200 ft ² (111.5 m ²) |
| CI-305-1 | 24 VDC | 9 mA | up to 500 ft ² (46.5 m ²) |
| CI-355 | 120 VAC, 50/60 Hz | 0-800 W Ballast/Tungsten | up to 1200 ft ² (111.5 m ²) |
| | 230/277 VAC, 50/60 Hz | 0-1200 W Ballast | |
| | 347 VAC, 50/60 Hz | 0-1500 W Ballast | |
| CI-355-1 | 120 VAC, 50/60 Hz | 0-800 W Ballast/Tungsten | up to 500 ft ² (46.5 m ²) |
| | 230/277 VAC, 50/60 Hz | 0-1200 W Ballast | |
| | 347 VAC, 50/60 Hz | 0-1500 W Ballast | |

All units are white and low voltage models use Watt Stopper power packs. For line voltage installations requiring an adapter plate, order cat # CA-1.

Product Line Summary

| | | | | |
|---|--------------------------------|--|--|--------------------------------------|
|  | WS-200 | 120/277 VAC; 60 Hz | Automatic wall switch | Passive infrared |
|  | WA-200 WA-300 | 120/277 230/277 VAC, 50/60 Hz 120/277 230/277 VAC, 50/60 Hz | Automatic wall switch -with dual relays | Passive infrared Passive infrared |
|  | WI-200 WI-300 | 120/277 VAC; 60 Hz 120/277 VAC; 60 Hz | Automatic wall switch -with dual relays | Passive infrared Passive infrared |
|  | WN-100-120 WN-100-277 | 120 VAC, 60 Hz 277 VAC, 60 Hz | Motion sensor nightlight switch Motion sensor nightlight switch | Passive infrared Passive infrared |
|  | WD Series | 120 or 277 VAC; 60 Hz | Dimmable wall switch | Passive infrared |
|  | CN-100 CW-100 | 120 VAC, 60 Hz 120 VAC, 60 Hz | Residential vacancy sensor Residential vacancy sensor | Passive infrared Passive infrared |
|  | WPIR | 24 VDC | Ceiling mount sensor | Passive infrared |
|  | CX Series | 24 VDC | Ceiling/wall mount sensor | Passive infrared |
|  | CI-200 Series | 24 VDC | Ceiling mount sensor | Passive infrared |
|  | CI-300 Series CI-355 Series | 24 VDC 120/230/277/347 VAC; 50/60 Hz | Ceiling mount sensor Ceiling mount sensor | Passive infrared Passive infrared |
|  | CI-12/24 | 12/24 VDC | Sensor for HVAC, BAS | Passive infrared |
|  | CB-100 | 24 VDC | Low temperature sensor | Passive infrared |
|  | W Series | 24 VDC | Ceiling mount sensor | Ultrasonic |
|  | WT Series | 24 VDC | Ceiling mount sensor | Ultrasonic |
|  | UT-300 Series UT-355 Series | 24 VDC 120/230/277/347 VAC; 50/60 Hz | Ceiling mount sensor Ceiling mount sensor | Ultrasonic Ultrasonic |
|  | DT-200 Series | 24 VDC | Ceiling/wall mount sensor | Dual technology |
|  | DT-300 Series DT-355 Series | 24 VDC 120/230/277/347 VAC; 50/60 Hz | Ceiling mount sensor Ceiling mount sensor | Dual technology Dual technology |



CI-300, CI-355 360° PIR Sensor



Architecturally appealing low profile appearance

SmartSet automatically selects optimal time delay and sensitivity

Depluggable terminal wiring for quick and easy installation

Accepts low voltage switch input for manual-on operation (CI-300, CI-305)

Line and low voltage models available

Walk-through mode increases savings potential

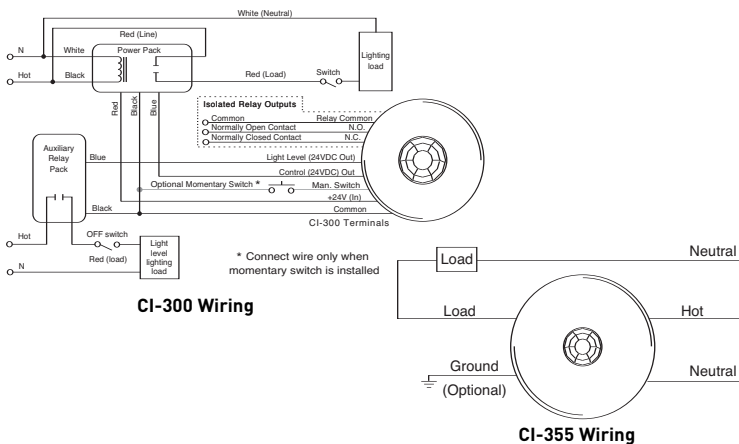
Specifications

- CI-300, CI-305: 24 VDC/VAC
- CI-355: 120/230/277/347 VAC, 50/60 Hz
- Time delays: SmartSet (automatic), fixed (5, 10, 15, 20, or 30 minutes), walk-through, test-mode
- Sensitivity adjustment: SmartSet (automatic) or reduced sensitivity
- Built-in light level sensor; 10 to 300 fc (107 to 3,229 lux) (CI-300, CI-355)
- Isolated relay with N/O and N/C outputs rated for 1 Amp at 30 VDC/VAC (CI-300)
- Mounting options: ceiling tile; 4 square junction box with double gang mudring (CI-300, CI-305)
- Mounting options: 4 square junction box with double gang mudring; 4 inch octagonal junction box (CI-355)
- Units per power pack: CI-300 up to 5 (B), up to 7 (BZ); CI-305 up to 12 (B), up to 16 (BZ)
- 4.5" diameter x 1.02" (144.3mm x 25.9mm); (83.8mm x 55.9mm) extends approx .36" from ceiling
- UL and CUL listed, 5 year warranty

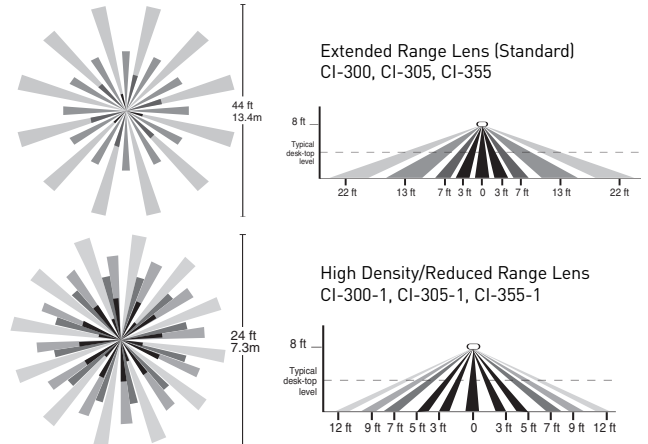
Applications

- Open offices
- Conference rooms
- Classrooms
- Offices
- Storage rooms
- Computer rooms

Wiring Diagrams



Coverage Patterns




















Order Information

| CATALOG # | VOLTAGE | CURRENT/LOAD REQ | COVERAGE |
|-----------|-----------------------|--------------------------|--|
| CI-300 | 24 VDC | 20 mA | up to 1200 ft ² (111.5 m ²) |
| CI-300-1 | 24 VDC | 20 mA | up to 500 ft ² (46.5 m ²) |
| CI-305 | 24 VDC | 9 mA | up to 1200 ft ² (111.5 m ²) |
| CI-305-1 | 24 VDC | 9 mA | up to 500 ft ² (46.5 m ²) |
| CI-355 | 120 VAC, 50/60 Hz | 0-800 W Ballast/Tungsten | up to 1200 ft ² (111.5 m ²) |
| | 230/277 VAC, 50/60 Hz | 0-1200 W Ballast | |
| | 347 VAC, 50/60 Hz | 0-1500 W Ballast | |
| CI-355-1 | 120 VAC, 50/60 Hz | 0-800 W Ballast/Tungsten | up to 500 ft ² (46.5 m ²) |
| | 230/277 VAC, 50/60 Hz | 0-1200 W Ballast | |
| | 347 VAC, 50/60 Hz | 0-1500 W Ballast | |

All units are white and low voltage models use Watt Stopper power packs. For line voltage installations requiring an adapter plate, order cat # CA-1.

Product Line Summary

| | | | | |
|---|--------------------------------|--|--|--------------------------------------|
|  | WS-200 | 120/277 VAC; 60 Hz | Automatic wall switch | Passive infrared |
|  | WA-200 WA-300 | 120/277 230/277 VAC, 50/60 Hz 120/277 230/277 VAC, 50/60 Hz | Automatic wall switch -with dual relays | Passive infrared Passive infrared |
|  | WI-200 WI-300 | 120/277 VAC; 60 Hz 120/277 VAC; 60 Hz | Automatic wall switch -with dual relays | Passive infrared Passive infrared |
|  | WN-100-120 WN-100-277 | 120 VAC, 60 Hz 277 VAC, 60 Hz | Motion sensor nightlight switch Motion sensor nightlight switch | Passive infrared Passive infrared |
|  | WD Series | 120 or 277 VAC; 60 Hz | Dimmable wall switch | Passive infrared |
|  | CN-100 CW-100 | 120 VAC, 60 Hz 120 VAC, 60 Hz | Residential vacancy sensor Residential vacancy sensor | Passive infrared Passive infrared |
|  | WPIR | 24 VDC | Ceiling mount sensor | Passive infrared |
|  | CX Series | 24 VDC | Ceiling/wall mount sensor | Passive infrared |
|  | CI-200 Series | 24 VDC | Ceiling mount sensor | Passive infrared |
|  | CI-300 Series CI-355 Series | 24 VDC 120/230/277/347 VAC; 50/60 Hz | Ceiling mount sensor Ceiling mount sensor | Passive infrared Passive infrared |
|  | CI-12/24 | 12/24 VDC | Sensor for HVAC, BAS | Passive infrared |
|  | CB-100 | 24 VDC | Low temperature sensor | Passive infrared |
|  | W Series | 24 VDC | Ceiling mount sensor | Ultrasonic |
|  | WT Series | 24 VDC | Ceiling mount sensor | Ultrasonic |
|  | UT-300 Series UT-355 Series | 24 VDC 120/230/277/347 VAC; 50/60 Hz | Ceiling mount sensor Ceiling mount sensor | Ultrasonic Ultrasonic |
|  | DT-200 Series | 24 VDC | Ceiling/wall mount sensor | Dual technology |
|  | DT-300 Series DT-355 Series | 24 VDC 120/230/277/347 VAC; 50/60 Hz | Ceiling mount sensor Ceiling mount sensor | Dual technology Dual technology |

