

Beam Clamps, Straps, Clamps and Clamp Backs for Rigid Metal Conduit or IMC

	Catalog Number	Trade Size (Inches)	Dimensions in Inches/Millimeters			Hole Diameter	Weight Lbs./Kgs. Per 100	
			A	B	C			
Combination Clamp and Clamp Backs — Steel/Zinc Electroplate								
	CL-50CB	1/2	—	—	—	—	5.00/2.27	
	CL-75CB	3/4	—	—	—	—	5.00/2.27	—
	CL-100CB	1	—	—	—	—	6.00/2.72	
One-Hole Clamps — Steel/Zinc Electroplate								
	CL-25	1/4	0.63/16.0	0.47/11.9	0.59/15.0	0.25/6.3	1.70/0.77	
	CL-38	3/8	0.81/20.6	0.63/16.0	0.69/17.5	0.28/7.1	2.60/1.18	
	CL-50	1/2	1.00/25.4	0.75/19.1	0.94/23.9	0.28/7.1	5.00/2.27	
	CL-75	3/4	1.16/29.5	0.75/19.1	1.13/28.7	0.28/7.1	5.90/2.68	
	CL-100	1	1.34/34.0	0.88/22.4	1.44/36.6	0.34/8.6	12.20/5.53	
	CL-125	1-1/4	1.69/42.9	1.00/25.4	1.78/45.2	0.41/10.4	19.00/8.62	
	CL-150	1-1/2	1.94/49.3	1.13/28.7	2.00/50.8	0.41/10.4	25.00/11.34	
	CL-200	2	2.34/59.4	1.19/30.2	2.53/64.3	0.47/11.9	38.00/17.24	
	CL-250	2-1/2	2.81/71.4	1.25/31.8	3.03/77.0	0.56/14.2	76.00/34.47	
	CL-300	3	3.31/84.1	1.25/31.8	3.66/93.0	0.56/14.2	93.00/42.18	
	CL-350	3-1/2	3.44/87.4	1.50/38.1	4.16/105.7	0.69/17.5	123.00/55.79	
	CL-400	4	3.78/96.0	1.50/38.1	4.66/118.4	0.69/17.5	140.00/63.50	
Clamp Backs — Steel — Can be used with EMT								
	CLB-50	1/2	2.06/52.3	0.88/22.4	0.25/6.4	—	5.00/2.27	
	CLB-75	3/4	2.50/63.5	1.00/25.4	0.25/6.4	—	7.00/3.18	
	CLB-100	1	2.69/68.3	1.13/28.7	0.25/6.4	—	8.60/3.90	



COMMERCIAL PRODUCTS: RIGID, IMC AND EMT CLAMPS AND HANGERS

Beam Clamps, Straps, Clamps and Clamp Backs for Rigid Metal Conduit or IMC

	Catalog Number	Trade Size (Inches)	Dimensions in Inches/Millimeters			Hole Diameter	Weight Lbs./Kgs. Per 100	
			A	B	C			
Combination Clamp and Clamp Backs — Steel/Zinc Electroplate								
	CL-50CB	1/2	—	—	—	—	5.00/2.27	
	CL-75CB	3/4	—	—	—	—	5.00/2.27	—
	CL-100CB	1	—	—	—	—	6.00/2.72	
One-Hole Clamps — Steel/Zinc Electroplate								
	CL-25	1/4	0.63/16.0	0.47/11.9	0.59/15.0	0.25/6.3	1.70/0.77	
	CL-38	3/8	0.81/20.6	0.63/16.0	0.69/17.5	0.28/7.1	2.60/1.18	
	CL-50	1/2	1.00/25.4	0.75/19.1	0.94/23.9	0.28/7.1	5.00/2.27	
	CL-75	3/4	1.16/29.5	0.75/19.1	1.13/28.7	0.28/7.1	5.90/2.68	
	CL-100	1	1.34/34.0	0.88/22.4	1.44/36.6	0.34/8.6	12.20/5.53	
	CL-125	1-1/4	1.69/42.9	1.00/25.4	1.78/45.2	0.41/10.4	19.00/8.62	
	CL-150	1-1/2	1.94/49.3	1.13/28.7	2.00/50.8	0.41/10.4	25.00/11.34	
	CL-200	2	2.34/59.4	1.19/30.2	2.53/64.3	0.47/11.9	38.00/17.24	
	CL-250	2-1/2	2.81/71.4	1.25/31.8	3.03/77.0	0.56/14.2	76.00/34.47	
	CL-300	3	3.31/84.1	1.25/31.8	3.66/93.0	0.56/14.2	93.00/42.18	
	CL-350	3-1/2	3.44/87.4	1.50/38.1	4.16/105.7	0.69/17.5	123.00/55.79	
	CL-400	4	3.78/96.0	1.50/38.1	4.66/118.4	0.69/17.5	140.00/63.50	
Clamp Backs — Steel — Can be used with EMT								
	CLB-50	1/2	2.06/52.3	0.88/22.4	0.25/6.4	—	5.00/2.27	
	CLB-75	3/4	2.50/63.5	1.00/25.4	0.25/6.4	—	7.00/3.18	
	CLB-100	1	2.69/68.3	1.13/28.7	0.25/6.4	—	8.60/3.90	



COMMERCIAL PRODUCTS: RIGID, IMC AND EMT CLAMPS AND HANGERS