



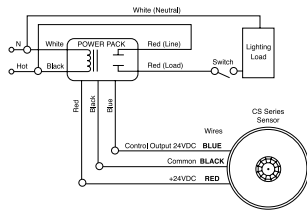
OCCUPANCY & VACANCY SENSORS & TIMERS

Commercial Occupancy Sensors Ceiling Mount Passive Infrared (PIR)

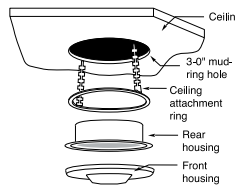


**CS500
CS1200**

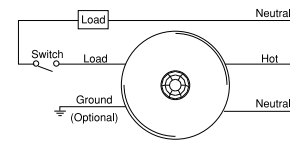
CS500/CS1200 Wiring



Mounting - CS1200



CS1200LV Wiring



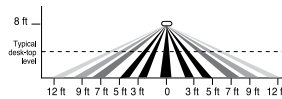
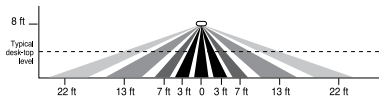
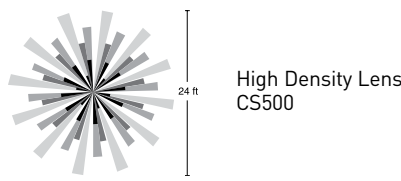
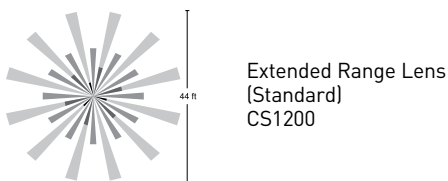
Features

- ASIC technology reduces components and enhances reliability.
- Pulse count processing eliminates false offs without reducing sensitivity.
- Detection signature analysis eliminates false triggers and provides immunity to RFI and EMI.
- Low-profile design ensures a clean and uncluttered ceiling appearance.
- User-adjustable time delay from 15 seconds to 30 minutes by two minute increments.
- Sensitivity is programmed through a DIP switch and has four settings from minimum to maximum.
- Dual-element, temperature compensated pyro-electric sensor.
- Mounting options: ceiling tile or 3.0 inch round mudring.
- Units per power pack: up to 13.
- cULus listed.
- 5-year warranty.

CATALOG NUMBER	DESCRIPTION	RATING	COVERAGE	OVERRIDE AND OUTPUT DISABLE	COLOR
LOW-PROFILE CEILING MOUNT SENSORS					
CS500	PIR Occupancy Sensor	24VDC Input, requires Power Pack 11mA	360°, 500 sq. ft.	No	White
CS1200	PIR Occupancy Sensor		360°, 1200 sq. ft.	No	White
CS1200LV*	PIR Occupancy Sensor	0-800W Ballast/Tungsten @ 120V 0-1200W Ballast @ 277V 0-1500W Ballast @ 347V	360°, 1200 sq. ft.	No	White

Reference Page K-20 for Power Packs.
*Does not require power pack.

Coverage



Technical Specifications on Page R-151.

DIP Switch Settings

DIP Switch #	1	2	3	4	5	6
Time Delays						
15 seconds	●	●	●	●	●	●
2 minutes	-	-	●	●	●	●
4 minutes	-	●	●	●	●	●
6 minutes	-	-	●	●	●	●
8 minutes	-	●	●	●	●	●
10 minutes	-	●	●	●	●	●
12 minutes	-	●	●	●	●	●
14 minutes	-	-	●	●	●	●
16 minutes	-	●	●	●	●	●
18 minutes	-	●	●	●	●	●
▶ 20 minutes	-	●	●	●	●	●
22 minutes	-	-	●	●	●	●
24 minutes	-	●	●	●	●	●
26 minutes	-	●	●	●	●	●
28 minutes	-	●	●	●	●	●
30 minutes	-	-	-	-	●	●

DIP Switch #	7	8
Sensitivity		
Minimum	-	-
Medium Low	-	●
Medium High	●	-
▶ Maximum	●	●

● = ON - = OFF
▶ = Factory Presets



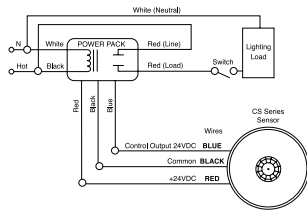
OCCUPANCY & VACANCY SENSORS & TIMERS

Commercial Occupancy Sensors Ceiling Mount Passive Infrared (PIR)

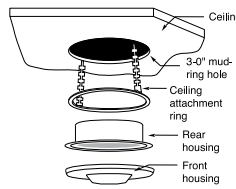


CS500
CS1200

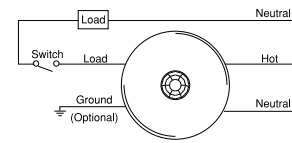
CS500/CS1200 Wiring



Mounting - CS1200



CS1200LV Wiring



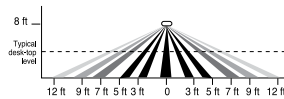
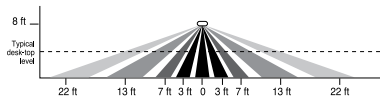
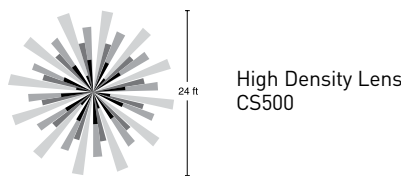
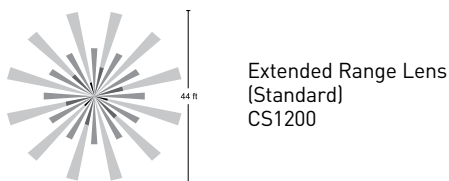
Features

- ASIC technology reduces components and enhances reliability.
- Pulse count processing eliminates false offs without reducing sensitivity.
- Detection signature analysis eliminates false triggers and provides immunity to RFI and EMI.
- Low-profile design ensures a clean and uncluttered ceiling appearance.
- User-adjustable time delay from 15 seconds to 30 minutes by two minute increments.
- Sensitivity is programmed through a DIP switch and has four settings from minimum to maximum.
- Dual-element, temperature compensated pyro-electric sensor.
- Mounting options: ceiling tile or 3.0 inch round mudring.
- Units per power pack: up to 13.
- cULus listed.
- 5-year warranty.

CATALOG NUMBER	DESCRIPTION	RATING	COVERAGE	OVERRIDE AND OUTPUT DISABLE	COLOR
LOW-PROFILE CEILING MOUNT SENSORS					
CS500	PIR Occupancy Sensor	24VDC Input, requires Power Pack 11mA	360°, 500 sq. ft.	No	White
CS1200	PIR Occupancy Sensor		360°, 1200 sq. ft.	No	White
CS1200LV*	PIR Occupancy Sensor	0-800W Ballast/Tungsten @ 120V 0-1200W Ballast @ 277V 0-1500W Ballast @ 347V	360°, 1200 sq. ft.	No	White

Reference Page K-20 for Power Packs.
*Does not require power pack.

Coverage



Technical Specifications on Page R-151.

DIP Switch Settings

DIP Switch #	1	2	3	4	5	6
Time Delays						
15 seconds	●	●	●	●	●	●
2 minutes	-	-	●	●	●	●
4 minutes	-	●	●	●	●	●
6 minutes	-	-	●	●	●	●
8 minutes	-	●	●	●	●	●
10 minutes	-	●	●	●	●	●
12 minutes	-	●	●	●	●	●
14 minutes	-	-	●	●	●	●
16 minutes	-	●	●	●	●	●
18 minutes	-	●	●	●	●	●
▶ 20 minutes	-	●	●	●	●	●
22 minutes	-	-	●	●	●	●
24 minutes	-	●	●	●	●	●
26 minutes	-	●	●	●	●	●
28 minutes	-	●	●	●	●	●
30 minutes	-	-	●	●	●	●

DIP Switch #	7	8
Sensitivity		
Minimum	-	-
Medium Low	-	●
Medium High	●	-
▶ Maximum	●	●

● = ON - = OFF
▶ = Factory Presets