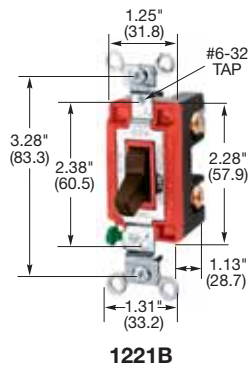
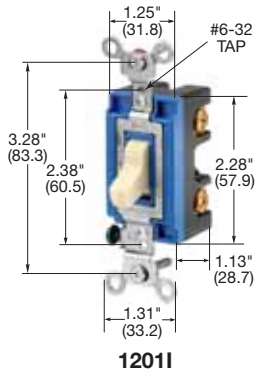


Switches

15 and 20 Ampere, 120-277 Volts AC

Hubbell-Pro Heavy Duty Industrial Series
AC Toggle Switches with Ground Screw



Hubbell-Pro Heavy Duty Industrial Series, Back and Side Wired 15A, 120-277V AC

Description	Catalog Numbers			
	Single Pole	Double Pole	Three Way	Four Way
Almond toggle.	1201AL	-	1203AL	-
Black toggle.	1201BK	-	1203BK	-
Brown toggle.	1201B	-	1203B	-
Gray toggle.	1201GY	-	1203GY	-
Ivory toggle.	1201I	-	1203I	-
Light Almond toggle.	1201LA	-	1203LA	-
White toggle.	1201W	-	1203W	-

20A, 120-277V AC

Description	Catalog Numbers			
	Single Pole	Double Pole	Three Way	Four Way
Almond toggle.	1221AL	1222AL	1223AL	1224AL
Black toggle.	1221BK	1222BK	1223BK	1224BK
Brown toggle.	1221B	1222B	1223B	1224B
Gray toggle.	1221GY	1222GY	1223GY	1224GY
Ivory toggle.	1221I	1222I	1223I	1224I
Light Almond toggle.	1221LA	1222LA	1223LA	1224LA
White toggle.	1221W	1222W	1223W	1224W

Notes: See section K for full line of wallplates.
For accessories, see pages C-17 to C-19.
See pages C-29 and C-30 for wiring diagrams.

HP Conversion Chart

	120V	208V	240V	277VAC
15A	.5HP	1.5HP	2HP	2HP
20A	1HP	2HP	2HP	2HP
30A	2HP	2HP	2HP	2HP

AC Switches

Technical Information

HBL® Extra Heavy Duty Industrial Grade Switches

SP, DP, 3-Way, 4-Way**Specifications**

Listings	Component	Material
UL Listed	Base	Thermoset, Color Coded by Amperage
CSA Certified	Top	Thermoset, Gray
Verified to Fed. Spec. W-S-896, SP, DP, 3-way and 4-way	Toggle	Nylon
	Terminals	Brass
	Terminal Screws	Brass
	Mounting Bridge	Nickel Plated Steel
	Contacts	Silver Alloy
	Moveable Contact Arm	Brass
	Rocker	Elastomer
	Ground Terminal	Nickel-Plated Steel
	Ground Screw	Brass
	Automatic Grounding Clip	Stainless Steel

Performance Data**Electrical**

Dielectric Voltage	Withstands 1500V AC minimum for 1 minute.
Max. Working Voltage	277V AC.
Overload	Minimum 4.8 times rated current for 100 cycles.
Temperature Rise	30° C maximum at rated current.
Max. Continuous Current	15A, 20A, 30A.
Endurance	50,000 cycles min., tungsten filament lamp load Fed. Spec. #WS896, SP, DP, 3-way and 4-way.

Mechanical

Terminal Accommodations	#14 AWG min. - #10 AWG max. solid and stranded copper wire only.
-------------------------	--

Environmental

Flammability	UL 94V-2.
Operating Temperature	Max. continuous: 75° C; Min. continuous: -40° C w/o impact.

AC Switches

Technical Information

Heavy Duty Manual Motor Controllers

30, 40 & 60A, Double Pole and Three Pole**Specifications**

Listings	Component	Material
UL Listed 508 Industrial Control Equipment	Base	Thermoset
CSA-C22.2 No. 14 Industrial Control Equipment	Cover	Thermoset
UL File E70402	Yoke	Zinc Plated Steel
CSA File LR-46186	Toggle	Nylon
	Terminal Screws	Copper Alloy
	Contact Blades	Copper Alloy
	Contacts	Silver Alloy
	Brush Lifter	Thermoplastic

Performance Data**Electrical**

Dielectric Voltage	2,200V AC max for 1 minute.
Electrical Life (Minimum)	6,000 cycles at rated switch parameters.
Working Voltage	600V AC RMS.
Short Circuit Withstand Rating (Motor Disconnect)	5,000 and 10,000 RMS with RK5 fuses at rated switch value and Class "J" fuses as marked.
Operating Temperature	Min. continuous: -40° C w/o impact.
Mechanical Life (minimum)	10,000 Cycles.
Terminal Torque (30A, 40A, 50A)	20 inch pounds.
Terminal Torque (60A, 85A)	25 inch pounds.

Mechanical

Terminal Accommodations	30A #14 AWG min. - #10 AWG max. solid and stranded copper wire only.
	40A #14 AWG min. - #8 AWG max. solid and stranded copper wire only.*
	50A #14 AWG min. - #8 AWG max. solid and stranded copper wire only.*
	60A #14 AWG min. - #4 AWG max. solid and stranded copper wire only.
	85A #14 AWG min. - #4 AWG max. solid and stranded copper wire only.

Note: *Use listed/certified ring terminal.

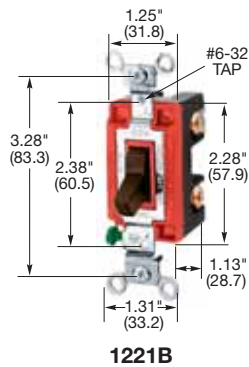
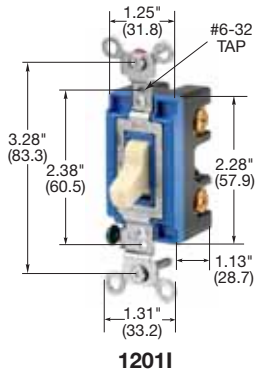
Field Wiring Terminal Ratings

Wire range, copper wire only	30A controller - #10 AWG 3 phase; #8 AWG 1 phase.
	40A controller - #8 AWG.
	50A controller - #8 AWG 75° C.
	60A controller - #6 AWG 75° C; #4 AWG 60° C.
	85A controller - #4 AWG 75° C.

Switches

15 and 20 Ampere, 120-277 Volts AC

Hubbell-Pro Heavy Duty Industrial Series
AC Toggle Switches with Ground Screw



Hubbell-Pro Heavy Duty Industrial Series, Back and Side Wired 15A, 120-277V AC

Description	Catalog Numbers			
	Single Pole	Double Pole	Three Way	Four Way
Almond toggle.	1201AL	-	1203AL	-
Black toggle.	1201BK	-	1203BK	-
Brown toggle.	1201B	-	1203B	-
Gray toggle.	1201GY	-	1203GY	-
Ivory toggle.	1201I	-	1203I	-
Light Almond toggle.	1201LA	-	1203LA	-
White toggle.	1201W	-	1203W	-

20A, 120-277V AC

Description	Catalog Numbers			
	Single Pole	Double Pole	Three Way	Four Way
Almond toggle.	1221AL	1222AL	1223AL	1224AL
Black toggle.	1221BK	1222BK	1223BK	1224BK
Brown toggle.	1221B	1222B	1223B	1224B
Gray toggle.	1221GY	1222GY	1223GY	1224GY
Ivory toggle.	1221I	1222I	1223I	1224I
Light Almond toggle.	1221LA	1222LA	1223LA	1224LA
White toggle.	1221W	1222W	1223W	1224W

Notes: See section K for full line of wallplates.
For accessories, see pages C-17 to C-19.
See pages C-29 and C-30 for wiring diagrams.

HP Conversion Chart

	120V	208V	240V	277VAC
15A	.5HP	1.5HP	2HP	2HP
20A	1HP	2HP	2HP	2HP
30A	2HP	2HP	2HP	2HP

AC Switches

Technical Information

HBL® Extra Heavy Duty Industrial Grade Switches

SP, DP, 3-Way, 4-Way**Specifications**

Listings	Component	Material
UL Listed	Base	Thermoset, Color Coded by Amperage
CSA Certified	Top	Thermoset, Gray
Verified to Fed. Spec. W-S-896, SP, DP, 3-way and 4-way	Toggle	Nylon
	Terminals	Brass
	Terminal Screws	Brass
	Mounting Bridge	Nickel Plated Steel
	Contacts	Silver Alloy
	Moveable Contact Arm	Brass
	Rocker	Elastomer
	Ground Terminal	Nickel-Plated Steel
	Ground Screw	Brass
	Automatic Grounding Clip	Stainless Steel

Performance Data**Electrical**

Dielectric Voltage	Withstands 1500V AC minimum for 1 minute.
Max. Working Voltage	277V AC.
Overload	Minimum 4.8 times rated current for 100 cycles.
Temperature Rise	30° C maximum at rated current.
Max. Continuous Current	15A, 20A, 30A.
Endurance	50,000 cycles min., tungsten filament lamp load Fed. Spec. #WS896, SP, DP, 3-way and 4-way.

Mechanical

Terminal Accommodations	#14 AWG min. - #10 AWG max. solid and stranded copper wire only.
-------------------------	--

Environmental

Flammability	UL 94V-2.
Operating Temperature	Max. continuous: 75° C; Min. continuous: -40° C w/o impact.

AC Switches

Technical Information

Heavy Duty Manual Motor Controllers

30, 40 & 60A, Double Pole and Three Pole**Specifications**

Listings	Component	Material
UL Listed 508 Industrial Control Equipment	Base	Thermoset
CSA-C22.2 No. 14 Industrial Control Equipment	Cover	Thermoset
UL File E70402	Yoke	Zinc Plated Steel
CSA File LR-46186	Toggle	Nylon
	Terminal Screws	Copper Alloy
	Contact Blades	Copper Alloy
	Contacts	Silver Alloy
	Brush Lifter	Thermoplastic

Performance Data**Electrical**

Dielectric Voltage	2,200V AC max for 1 minute.
Electrical Life (Minimum)	6,000 cycles at rated switch parameters.
Working Voltage	600V AC RMS.
Short Circuit Withstand Rating (Motor Disconnect)	5,000 and 10,000 RMS with RK5 fuses at rated switch value and Class "J" fuses as marked.
Operating Temperature	Min. continuous: -40° C w/o impact.
Mechanical Life (minimum)	10,000 Cycles.
Terminal Torque (30A, 40A, 50A)	20 inch pounds.
Terminal Torque (60A, 85A)	25 inch pounds.

Mechanical

Terminal Accommodations	30A #14 AWG min. - #10 AWG max. solid and stranded copper wire only.
	40A #14 AWG min. - #8 AWG max. solid and stranded copper wire only.*
	50A #14 AWG min. - #8 AWG max. solid and stranded copper wire only.*
	60A #14 AWG min. - #4 AWG max. solid and stranded copper wire only.
	85A #14 AWG min. - #4 AWG max. solid and stranded copper wire only.

Note: *Use listed/certified ring terminal.

Field Wiring Terminal Ratings

Wire range, copper wire only	30A controller - #10 AWG 3 phase; #8 AWG 1 phase.
	40A controller - #8 AWG.
	50A controller - #8 AWG 75° C.
	60A controller - #6 AWG 75° C; #4 AWG 60° C.
	85A controller - #4 AWG 75° C.