

DESCRIPTION

The Model CU2INT & CC2INT Emergency Lighting Units are an economic, yet attractive, alternative to standard two headed emergency lighting units. All components snap together to facilitate installation in 2 minutes or less. The Model CC2INT offers the additional benefit of field adjustability.

SPECIFICATION FEATURES

Electronic
 Dual Voltage Input 120/230; Covers 220V-240V
 VAC, 50/60 Hz, Isolation Transformer
 Isolation Transformer
 Line-latching
 Solid-state Voltage Limited Charger
 Solid-state Switching
 Low Voltage Disconnect
 Brownout Circuit
 Overload/Short Circuit Protection
 Test Switch/Power Indicator Light

Housing Construction
 Designed for Under-2-Minute Installation
 Housing is Tethered to Mounting Plate to Facilitate Installation
 Injection Molded, Color Stable, High Impact UL 94-5V Rated Polycarbonate Housing and Mounting Plate
 Designer White Textured Finish


Cutout Provided in Housing for Surface Conduit Attachment
 Suitable for Wall- or Ceiling- Mount Applications
 Universal J-Box Mounting Pattern
 Keyhole Mounting Slots

Battery
 Sealed Lead Calcium, Recombination
 Maintenance Free, Long Life
 Full Recharge Time, 24 hrs. (max.)
 Polarized Battery Terminals

Code Compliance
 Life Safety NFPA 101
 NEC/OSHA
 Suitable for Floor Proximity Installation-ADA Approved

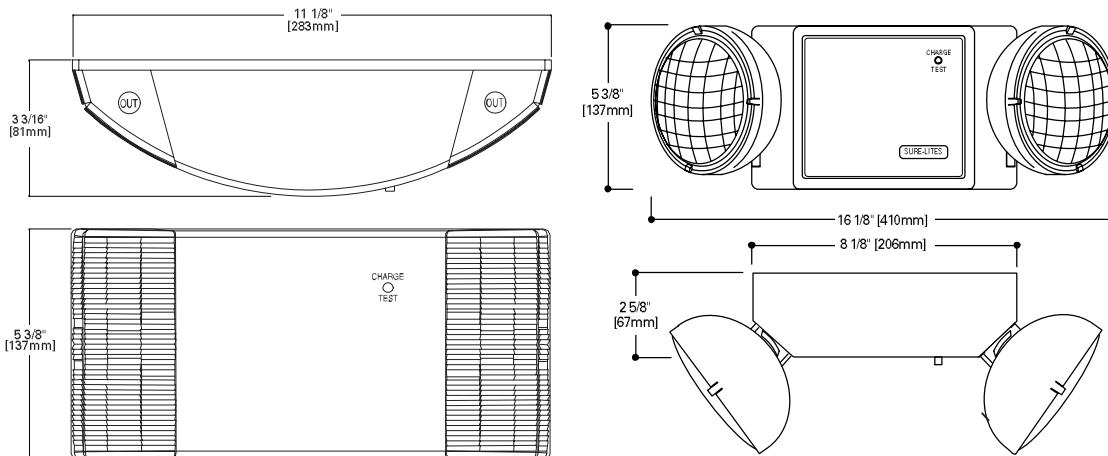
Warranty
 Unit - 1 year
 Battery - 5 year pro-rata

Lens Data
 High Impact Polycarbonate
 CU2 - Lenses are designed to distribute light forward and down towards Path of Egress
 CC2-Two PAR 36 Type heads standard



**CU2INT SERIES
 CC2INT SERIES**

**SEALED LEAD
 CALCIUM BATTERY**
Emergency Lighting



ELECTRICAL RATINGS

Model	Rated Wattage to 87 1/2% of Rated D.C. Voltage			Lamp Information		
	DC Voltage	1 1/2 Hours	2 Hours	Type	Wattage	Number
CU2INT	6	10.8	7.2	CU2INT	Incandescent	5.4
CC2INT	6	10.8	7.2	CC2INT	Incandescent	3.6
						029-121
						Z-4

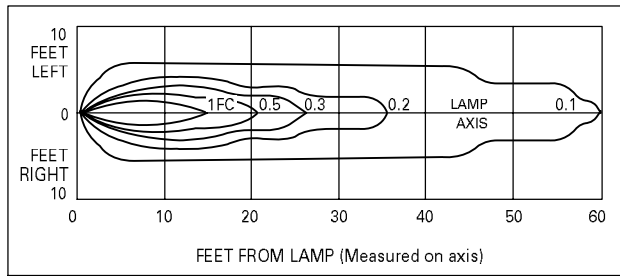
ORDERING INFORMATION

SAMPLE NUMBER: CU-2

	Options (add as suffix)	CU2INT Accessories (order separately)	
Model Number CU2INT CC2INT	V=Voltmeter CSK-120=Cord Set (120 VAC) Alternate Lamps: Consult Factory Other Options: Consult Factory	CAX-18-PKWH=18" Pendant Kit, White CAX-18-PKHTWH=18" Hang True Pendant Kit, White 1-MS-WH=Mounting Shelf, White	VS1=Polycarbonate Vandal Shield VS1WP=Weather Resistant Polycarbonate Vandal Shield WG-10=Wire Guard
		CC2INT Accessories (order separately)	
		1-BR-WH=Mounting Brackets (2-White Finish) VS=Choose polycarbonate vandal shield desired from accessories sheet	WG-1=Wire Guard

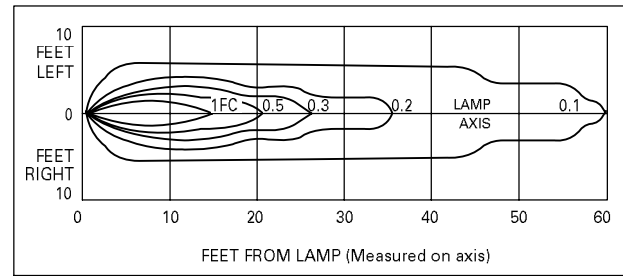
PHOTOMETRICS

CC2 – Horizontal Distribution



Lamp No. 029-121
Initial Lumens = 029-121 @ 75

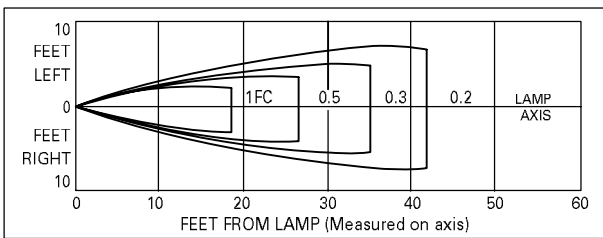
CC2 – Vertical Distribution



Lamp No. 029-121

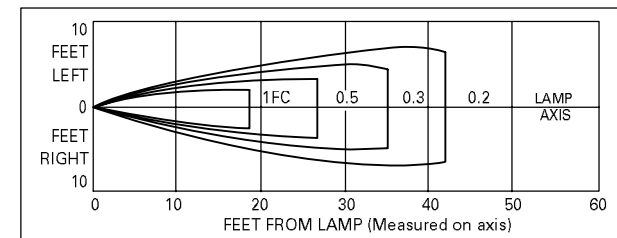
PHOTOMETRICS

CU2 – Horizontal Distribution



Lamp No. Z-4
Initial Lumens – Z-4 @ 48

CU2 – Vertical Distribution



Lamp No. Z-4

TECHNICAL DATA

Housing

The subtly detailed Model CU2INT and CC2INT housing is constructed of flame and impact resistant UL 94-5V rated polycarbonate in a color stable designer white finish. All electrical components are securely attached in the housing and prewired for fast AC connection. The housing is tethered to the mounting plate freeing both hands to make electrical connections. Once complete, the housing simply snaps on to the hinged mounting plate with two integral securely locking tabs making the Model CU2INT and CC2INT suitable for wall- or ceiling-mount applications. The mounting plate has keyhole mounting slots and a universal mounting pattern for quick, efficient installation. The housing contains a hidden tearout for surface conduit attachment.

Line-Latched

Sure-Lites' line-latched electronic circuitry makes installation easy and economical. A labor efficient AC-activated load switch prevents the lamps from turning on during installation to a non-energized AC circuit. Line-latching eliminates the need for a contractor's return to a job site to connect the batteries when the building's main power is permanently turned on.

Solid-State Charger

Supplied with a 120/230 VAC, voltage regulated solid-state charger. Immediately upon restoration of AC current after a power failure, the charger provides a high charge rate. The charge circuit reacts to the condition of the battery and alters the rate of charge in order to maintain peak battery capacity and maximize battery life. Solid-state construction recharges the battery following a power failure in accordance with UL 924.

Overload and Short Circuit Protection

The solid-state overload monitoring device in the DC circuit disconnects the lamp load from the battery should excessive wattage demands be made and automatically resets when the overload or short circuit is removed. This overload current protective feature eliminates the need for fuses or circuit breakers for the DC load.

Brownout Circuit

The brownout circuit in Sure-Lites' units monitors the flow of AC current to the unit and activates the emergency lighting system when a predetermined reduction of AC power occurs. This dip in voltage will cause most ballasted fixtures to extinguish causing loss of normal lighting even though a total power failure has not occurred.

Solid-State Transfer

The unit incorporates a solid-state switching transistor which eliminates corroded and pitted contacts or mechanical failures associated with relays. The switching circuit is designed to detect a loss of AC voltage and automatically energizes the lamps. Upon restoration of the AC power, the emergency lamps will switch off and the charger will automatically recharge the battery.

Low Voltage Disconnect

When the battery's terminal voltage falls below 80% of the rated voltage, the low voltage circuitry disconnects the lighting load. The disconnect remains in effect until normal utility power is restored, preventing deep battery discharge.

Test Switch/Power Indicator Light

Conveniently located combination Test Switch/Power Indicator Light allows for manual verification of proper operation of the transfer circuit and emergency lamps.

Sealed Lead Calcium Battery

The fully sealed, long life, maintenance-free lead calcium battery is ideal for emergency lighting applications. These recombinant cycle batteries typically provide eight to ten years of life and may be operated in any position.

Warranty

All Sure-Lites' units are backed by a firm one-year warranty against defect in material and workmanship (excluding lamps). Maintenance-free, long life, sealed lead calcium batteries carry a five-year pro-rata warranty.

Note: See option/accessories or technical sections for additional detailed product data. Specifications and Dimensions subject to change without notice.

DESCRIPTION

The Model CU2INT & CC2INT Emergency Lighting Units are an economic, yet attractive, alternative to standard two headed emergency lighting units. All components snap together to facilitate installation in 2 minutes or less. The Model CC2INT offers the additional benefit of field adjustability.

SPECIFICATION FEATURES

Electronic
 Dual Voltage Input 120/230; Covers 220V-240V
 VAC, 50/60 Hz, Isolation Transformer
 Isolation Transformer
 Line-latching
 Solid-state Voltage Limited Charger
 Solid-state Switching
 Low Voltage Disconnect
 Brownout Circuit
 Overload/Short Circuit Protection
 Test Switch/Power Indicator Light

Housing Construction
 Designed for Under-2-Minute Installation
 Housing is Tethered to Mounting Plate to Facilitate Installation
 Injection Molded, Color Stable, High Impact UL 94-5V Rated Polycarbonate Housing and Mounting Plate
 Designer White Textured Finish


Cutout Provided in Housing for Surface Conduit Attachment
 Suitable for Wall- or Ceiling- Mount Applications
 Universal J-Box Mounting Pattern
 Keyhole Mounting Slots

Battery
 Sealed Lead Calcium, Recombination
 Maintenance Free, Long Life
 Full Recharge Time, 24 hrs. (max.)
 Polarized Battery Terminals

Code Compliance
 Life Safety NFPA 101
 NEC/OSHA
 Suitable for Floor Proximity Installation-ADA Approved

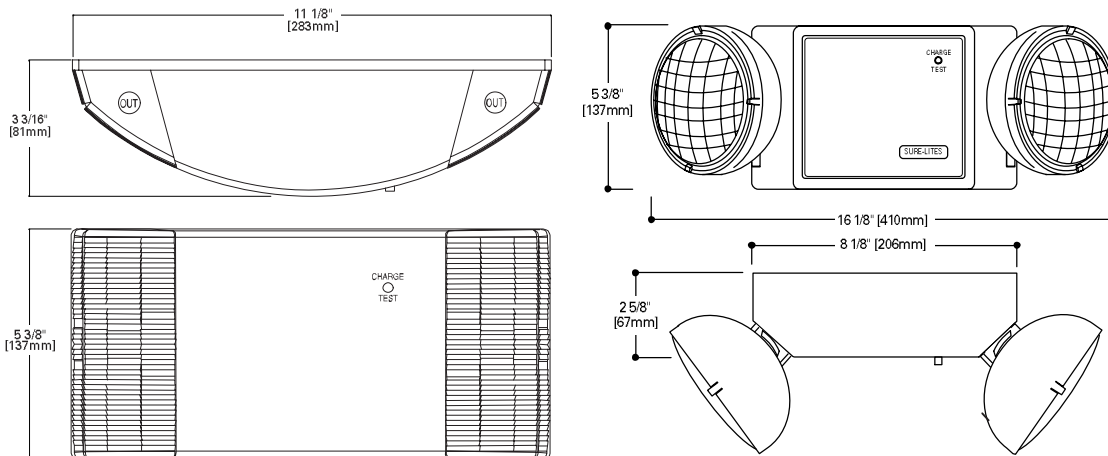
Warranty
 Unit - 1 year
 Battery - 5 year pro-rata

Lens Data
 High Impact Polycarbonate
 CU2 - Lenses are designed to distribute light forward and down towards Path of Egress
 CC2-Two PAR 36 Type heads standard



**CU2INT SERIES
 CC2INT SERIES**

**SEALED LEAD
 CALCIUM BATTERY**
Emergency Lighting



ELECTRICAL RATINGS

Model	Rated Wattage to 87 1/2% of Rated D.C. Voltage			Lamp Information		
	DC Voltage	1 1/2 Hours	2 Hours	Type	Wattage	Number
CU2INT	6	10.8	7.2	CU2INT	Incandescent	5.4
CC2INT	6	10.8	7.2	CC2INT	Incandescent	3.6
						029-121
						Z-4

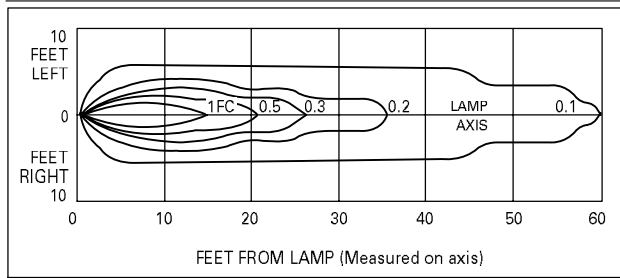
ORDERING INFORMATION

SAMPLE NUMBER: CU-2

Model Number CU2INT CC2INT	Options (add as suffix)	CU2INT Accessories (order separately)
	V=Voltmeter CSK-120=Cord Set (120 VAC) Alternate Lamps: Consult Factory Other Options: Consult Factory	CAX-18-PKWH=18" Pendant Kit, White CAX-18-PKHTWH=18" Hang True Pendant Kit, White 1-MS-WH=Mounting Shelf, White
		CC2INT Accessories (order separately)
		1-BR-WH=Mounting Brackets (2-White Finish) WG-1=Wire Guard VS=Choose polycarbonate vandal shield desired from accessories sheet

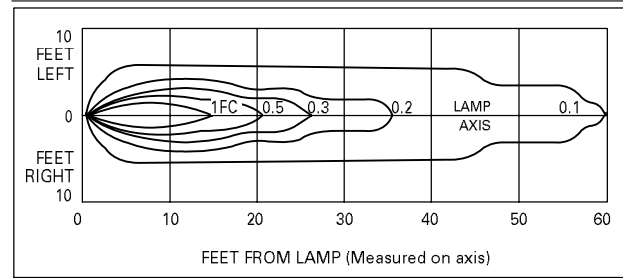
PHOTOMETRICS

CC2 – Horizontal Distribution



Lamp No. 029-121
Initial Lumens = 029-121 @ 75

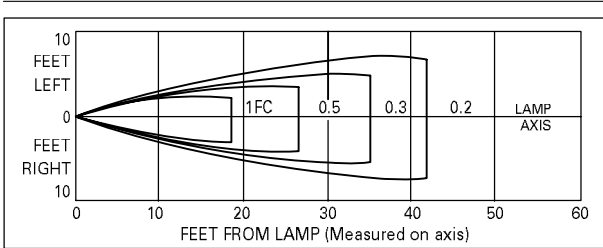
CC2 – Vertical Distribution



Lamp No. 029-121

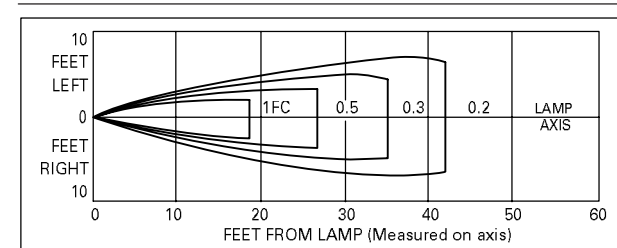
PHOTOMETRICS

CU2 – Horizontal Distribution



Lamp No. Z-4
Initial Lumens – Z-4 @ 48

CU2 – Vertical Distribution



Lamp No. Z-4

TECHNICAL DATA

Housing

The subtly detailed Model CU2INT and CC2INT housing is constructed of flame and impact resistant UL 94-5V rated polycarbonate in a color stable designer white finish. All electrical components are securely attached in the housing and prewired for fast AC connection. The housing is tethered to the mounting plate freeing both hands to make electrical connections. Once complete, the housing simply snaps on to the hinged mounting plate with two integral securely locking tabs making the Model CU2INT and CC2INT suitable for wall- or ceiling-mount applications. The mounting plate has keyhole mounting slots and a universal mounting pattern for quick, efficient installation. The housing contains a hidden tearout for surface conduit attachment.

Line-Latched

Sure-Lites' line-latched electronic circuitry makes installation easy and economical. A labor efficient AC-activated load switch prevents the lamps from turning on during installation to a non-energized AC circuit. Line-latching eliminates the need for a contractor's return to a job site to connect the batteries when the building's main power is permanently turned on.

Solid-State Charger

Supplied with a 120/230 VAC, voltage regulated solid-state charger. Immediately upon restoration of AC current after a power failure, the charger provides a high charge rate. The charge circuit reacts to the condition of the battery and alters the rate of charge in order to maintain peak battery capacity and maximize battery life. Solid-state construction recharges the battery following a power failure in accordance with UL 924.

Overload and Short Circuit Protection

The solid-state overload monitoring device in the DC circuit disconnects the lamp load from the battery should excessive wattage demands be made and automatically resets when the overload or short circuit is removed. This overload current protective feature eliminates the need for fuses or circuit breakers for the DC load.

Brownout Circuit

The brownout circuit in Sure-Lites' units monitors the flow of AC current to the unit and activates the emergency lighting system when a predetermined reduction of AC power occurs. This dip in voltage will cause most ballasted fixtures to extinguish causing loss of normal lighting even though a total power failure has not occurred.

Solid-State Transfer

The unit incorporates a solid-state switching transistor which eliminates corroded and pitted contacts or mechanical failures associated with relays. The switching circuit is designed to detect a loss of AC voltage and automatically energizes the lamps. Upon restoration of the AC power, the emergency lamps will switch off and the charger will automatically recharge the battery.

Low Voltage Disconnect

When the battery's terminal voltage falls below 80% of the rated voltage, the low voltage circuitry disconnects the lighting load. The disconnect remains in effect until normal utility power is restored, preventing deep battery discharge.

Test Switch/Power Indicator Light

Conveniently located combination Test Switch/Power Indicator Light allows for manual verification of proper operation of the transfer circuit and emergency lamps.

Sealed Lead Calcium Battery

The fully sealed, long life, maintenance-free lead calcium battery is ideal for emergency lighting applications. These recombinant cycle batteries typically provide eight to ten years of life and may be operated in any position.

Warranty

All Sure-Lites' units are backed by a firm one-year warranty against defect in material and workmanship (excluding lamps). Maintenance-free, long life, sealed lead calcium batteries carry a five-year pro-rata warranty.

Note: See option/accessories or technical sections for additional detailed product data. Specifications and Dimensions subject to change without notice.