

# Dura-Lag

## Dual-Element, Time-Delay Construction Grade Fuses

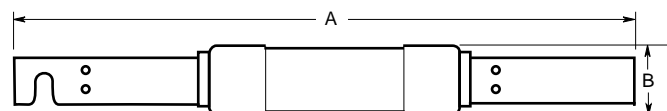
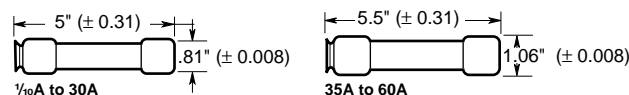
### Class RK5 – 600 Volt

# DLS-R

## 1 – 600 Amps



### Dimensional Data



### Dimensions (inches)

| Ampere Ratings | A               | B              |
|----------------|-----------------|----------------|
| 70-100         | 7.88 (± 0.062)  | 1.16 (± 0.008) |
| 110-200        | 9.63 (± 0.062)  | 1.66 (± 0.008) |
| 225-400        | 11.63 (± 0.094) | 2.38 (± 0.008) |
| 450-600        | 13.38 (± 0.094) | 2.88 (± 0.008) |

Catalog Symbol: DLS-R (600V)  
 Current-Limiting  
 Dual-Element, Time-Delay – 10 seconds (minimum) at 500% rated current  
 Voltage Rating: 600Vac (or less)  
 Self-Certified for 300Vdc  
 Interrupting Rating: 200,000A RMS Symmetrical  
 20,000A dc  
 Agency Information:  
 UL Listed, Std. 248-12, Guide JDDZ, File E4273  
 CSA Certified, C22.2 No. 248.12, Class 1422-02, File 53787

### General Information:

- Designed for contractor needs.
- Protects industrial equipment and large motors.
- Recommended for ac power distribution system mains, feeders and branch circuits.
- Industry standard time-delay of 10 seconds at 5 times the fuse rating.

### Carton Quantity and Weight

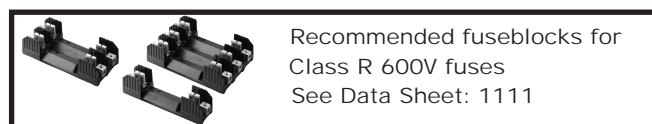
| Ampere Ratings | Carton Qty. | Weight* |       |
|----------------|-------------|---------|-------|
|                |             | Lbs.    | Kg.   |
| 1/10-30        | 10          | 1.62    | 0.729 |
| 35-60          | 10          | 3.00    | 1.35  |
| 70-100         | 5           | 2.20    | 1.0   |
| 110-200        | 1           | 1.10    | 0.5   |
| 225-400        | 1           | 2.36    | 1.1   |
| 450-600        | 1           | 3.44    | 1.5   |

\*Weight per carton.

### Catalog Numbers

|                                      |                                      |           |
|--------------------------------------|--------------------------------------|-----------|
| DLS-R-1                              | DLS-R-10                             | DLS-R-100 |
| DLS-R-1 <sup>1</sup> / <sub>10</sub> | DLS-R-12                             | DLS-R-110 |
| DLS-R-2                              | DLS-R-15                             | DLS-R-125 |
| DLS-R-2 <sup>1</sup> / <sub>2</sub>  | DLS-R-17 <sup>1</sup> / <sub>2</sub> | DLS-R-150 |
| DLS-R-2 <sup>3</sup> / <sub>10</sub> | DLS-R-20                             | DLS-R-175 |
| DLS-R-3                              | DLS-R-25                             | DLS-R-200 |
| DLS-R-3 <sup>2</sup> / <sub>10</sub> | DLS-R-30                             | DLS-R-225 |
| DLS-R-3 <sup>1</sup> / <sub>2</sub>  | DLS-R-35                             | DLS-R-250 |
| DLS-R-4                              | DLS-R-40                             | DLS-R-300 |
| DLS-R-5                              | DLS-R-45                             | DLS-R-350 |
| DLS-R-6                              | DLS-R-50                             | DLS-R-400 |
| DLS-R-6 <sup>1</sup> / <sub>4</sub>  | DLS-R-60                             | DLS-R-500 |
| DLS-R-7                              | DLS-R-70                             | DLS-R-600 |
| DLS-R-8                              | DLS-R-80                             | —         |
| DLS-R-9                              | DLS-R-90                             | —         |

CE CE logo denotes compliance with European Union Low Voltage Directive (50-1000Vac, 75-1500Vdc). Refer to Data Sheet: 8002 or contact Bussmann Application Engineering at 636-527-1270 for more information.



# Dura-Lag

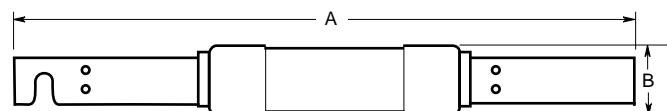
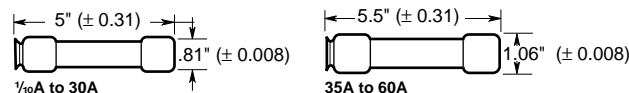
## Dual-Element, Time-Delay Construction Grade Fuses

### Class RK5 – 600 Volt

**DLS-R**  
1 – 600 Amps



#### Dimensional Data



#### Dimensions (inches)

| Ampere Ratings | A               | B              |
|----------------|-----------------|----------------|
| 70-100         | 7.88 (± 0.062)  | 1.16 (± 0.008) |
| 110-200        | 9.63 (± 0.062)  | 1.66 (± 0.008) |
| 225-400        | 11.63 (± 0.094) | 2.38 (± 0.008) |
| 450-600        | 13.38 (± 0.094) | 2.88 (± 0.008) |

Catalog Symbol: DLS-R (600V)  
 Current-Limiting  
 Dual-Element, Time-Delay – 10 seconds (minimum) at 500% rated current  
 Voltage Rating: 600Vac (or less)  
 Self-Certified for 300Vdc  
 Interrupting Rating: 200,000A RMS Symmetrical  
 20,000A dc  
 Agency Information:  
 UL Listed, Std. 248-12, Guide JDDZ, File E4273  
 CSA Certified, C22.2 No. 248.12, Class 1422-02, File 53787

#### General Information:

- Designed for contractor needs.
- Protects industrial equipment and large motors.
- Recommended for ac power distribution system mains, feeders and branch circuits.
- Industry standard time-delay of 10 seconds at 5 times the fuse rating.

#### Carton Quantity and Weight

| Ampere Ratings | Carton Qty. | Weight* |       |
|----------------|-------------|---------|-------|
|                |             | Lbs.    | Kg.   |
| 1/10-30        | 10          | 1.62    | 0.729 |
| 35-60          | 10          | 3.00    | 1.35  |
| 70-100         | 5           | 2.20    | 1.0   |
| 110-200        | 1           | 1.10    | 0.5   |
| 225-400        | 1           | 2.36    | 1.1   |
| 450-600        | 1           | 3.44    | 1.5   |

\*Weight per carton.

#### Catalog Numbers

|                                      |                                      |           |
|--------------------------------------|--------------------------------------|-----------|
| DLS-R-1                              | DLS-R-10                             | DLS-R-100 |
| DLS-R-1 <sup>1</sup> / <sub>10</sub> | DLS-R-12                             | DLS-R-110 |
| DLS-R-2                              | DLS-R-15                             | DLS-R-125 |
| DLS-R-2 <sup>1</sup> / <sub>2</sub>  | DLS-R-17 <sup>1</sup> / <sub>2</sub> | DLS-R-150 |
| DLS-R-2 <sup>3</sup> / <sub>10</sub> | DLS-R-20                             | DLS-R-175 |
| DLS-R-3                              | DLS-R-25                             | DLS-R-200 |
| DLS-R-3 <sup>2</sup> / <sub>10</sub> | DLS-R-30                             | DLS-R-225 |
| DLS-R-3 <sup>1</sup> / <sub>2</sub>  | DLS-R-35                             | DLS-R-250 |
| DLS-R-4                              | DLS-R-40                             | DLS-R-300 |
| DLS-R-5                              | DLS-R-45                             | DLS-R-350 |
| DLS-R-6                              | DLS-R-50                             | DLS-R-400 |
| DLS-R-6 <sup>1</sup> / <sub>4</sub>  | DLS-R-60                             | DLS-R-500 |
| DLS-R-7                              | DLS-R-70                             | DLS-R-600 |
| DLS-R-8                              | DLS-R-80                             | —         |
| DLS-R-9                              | DLS-R-90                             | —         |

CE CE logo denotes compliance with European Union Low Voltage Directive (50-1000Vac, 75-1500Vdc). Refer to Data Sheet: 8002 or contact Bussmann Application Engineering at 636-527-1270 for more information.

