

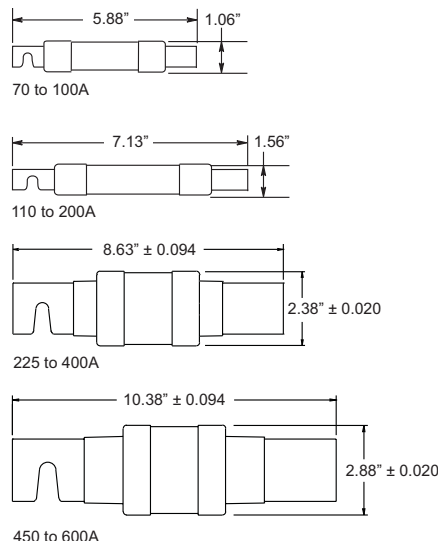
# ECNR

## Class RK5 250Vac, 70 to 600A

### Dual-Element, Time-Delay Fuses



#### Dimensions (inches)



#### Catalog Symbol: ECNR

Dual-Element, Time-Delay – 10 seconds (minimum) at 500% rated current

Current-Limiting

**Volts:** 250Vac(or less)  
125Vdc (110-200A)  
250Vdc (225-600A)

**Amps:** 70 to 600A

**IR:** 200kA RMS Sym.

**Agency Information:** CE, UL Listed, Std. 248-12, Class RK5, Guide JDDZ, File E162363 CSA Certified, C22.2 No. 248.12, Class 1422-02, File 700489

#### Features

- Provides motor overload, ground fault and short-circuit protection.
- Helps protect motors against burnout from overloads and single-phasing when sized properly.
- Simplifies and improves blackout prevention (selective coordination).
- Dual-element fuses can be applied in circuits subject to temporary motor overloads and surge currents to provide both high performance short-circuit and overload protection.
- The overload element provides protection against low level overcurrent of overloads and will hold on inrush current which is five times greater than the amp rating of the fuse for a minimum of ten seconds.

#### Catalog Numbers (amps)

ECNR70	ECNR110	ECNR225	ECNR450
ECNR75	ECNR125	ECNR250	ECNR500
ECNR80	ECNR150	ECNR300	ECNR600
ECNR90	ECNR175	ECNR350	
ECNR100	ECNR200	ECNR400	

#### Carton Quantity and Weight

Amps	Carton Quantity	Weight per Carton	
		lbs	kg
70-100	5	1.5	0.68
101-200	1	0.77	0.35
201-400	1	1.52	0.69
401-600	1	3.0	1.4

#### Class RK5 Fuse Blocks (250V) Catalog Data

(Clip Retaining Spring Standard, Suffix "R")

Terminal Type (Suffix No.)

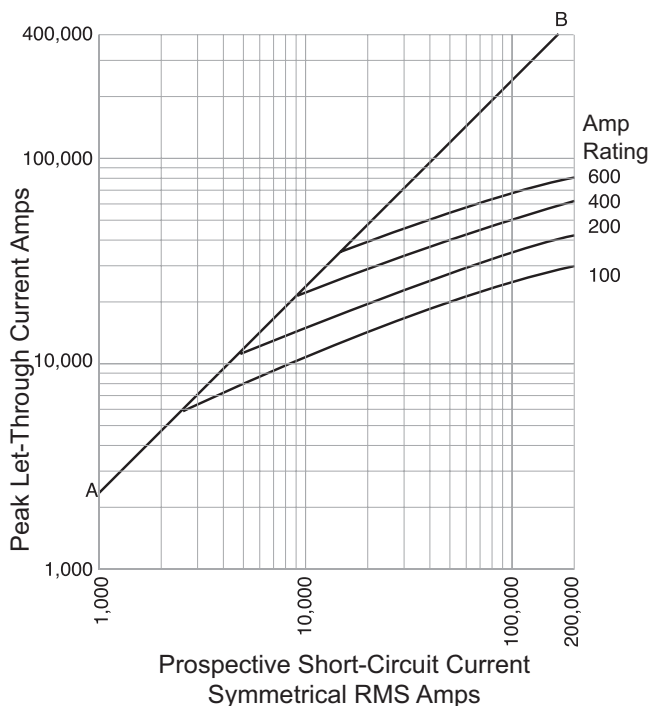
Basic Box Lug w/

Amps	Poles	Catalog Number	Reinforced Clip		
			—	CU only	
70 to 100	1	R25100-1	CR	COR	
	2	R25100-2	CR	COR	
	3	R25100-3	CR	COR	
110 to 200	1	R25200-1	CR	—	
225 to 400	1	R25400-1	CR	—	
450 to 600	1	R25600-1	CR	—	
110 to 200	3	R25200-3	CR	—	
	225 to 400	3	R25400-3	CR	—
	450 to 600	3	R25600-3	CR	—

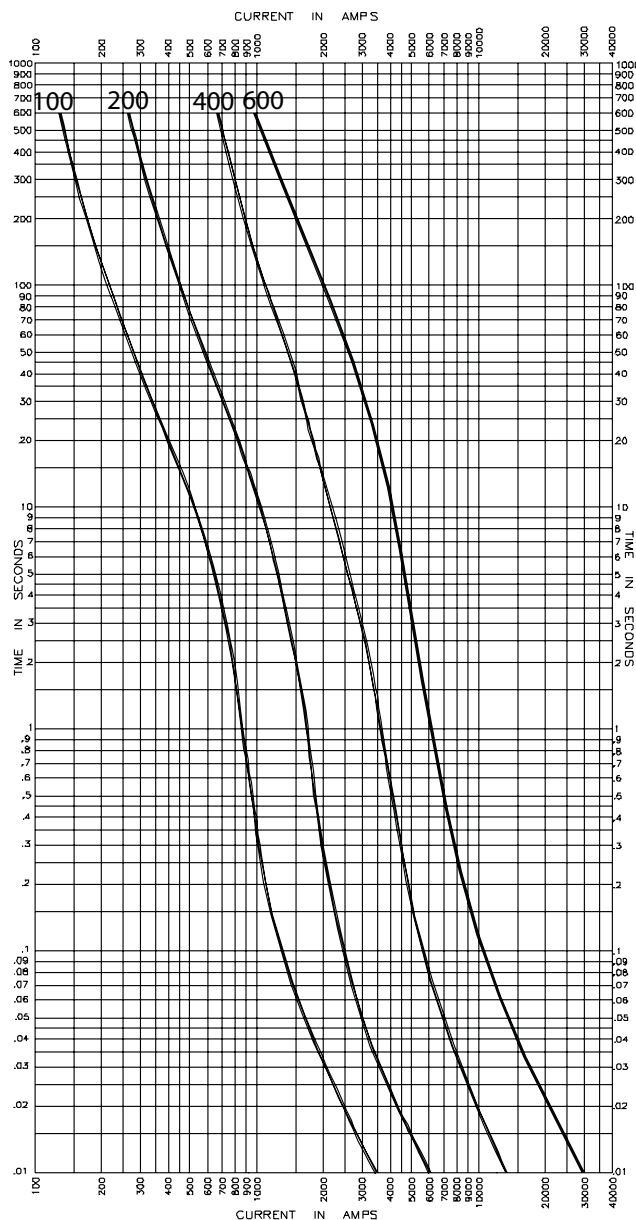
# ECNR

## Class RK5 250Vac, 70 to 600A Dual-Element, Time-Delay Fuses

### Current Limitation Curves



### Time-Current Characteristic Curves—Average Melt



### Fuse Reducers For Class R Fuses

Equipment Fuse Clips	Desired Fuse Size	Catalog Number (Pairs) 250V
200A	70-100A	No. 2621-R
400A	70-100A	No. 2641-R
	110-200A	No. 642-R
600A	70-100A	No. 2661-R
	110-200A	No. 2662-R
	225-400A	No. 2664-R*

\*Single reducer only (pair not required).

The only controlled copy of this document is the electronic read-only version maintained by Cooper Bussmann. All other copies of this document are by definition uncontrolled. This bulletin is intended to clearly present comprehensive product data and provide technical information that will help the end user with design applications. Cooper Bussmann reserves the right, without notice, to change design or construction of any products and to discontinue or limit distribution of any products. Cooper Bussmann also reserves the right to change or update, without notice, any technical information contained in this bulletin. Once a product has been selected, it should be tested by the user in all possible applications.

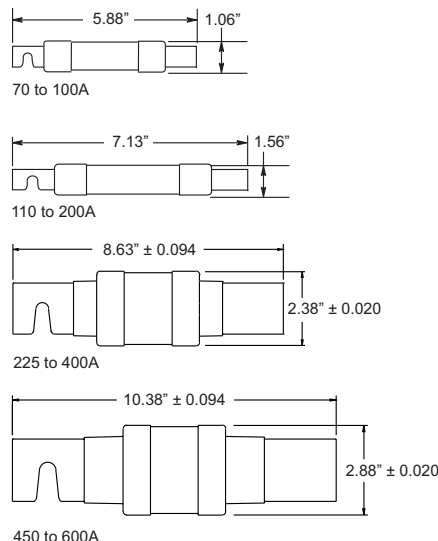
# ECNR

## Class RK5 250Vac, 70 to 600A

### Dual-Element, Time-Delay Fuses



#### Dimensions (inches)



#### Catalog Symbol: ECNR

Dual-Element, Time-Delay – 10 seconds (minimum) at 500% rated current

Current-Limiting

**Volts:** 250Vac(or less)  
125Vdc (110-200A)  
250Vdc (225-600A)

**Amps:** 70 to 600A

**IR:** 200kA RMS Sym.

**Agency Information:** CE, UL Listed, Std. 248-12, Class RK5, Guide JDDZ, File E162363 CSA Certified, C22.2 No. 248.12, Class 1422-02, File 700489

#### Features

- Provides motor overload, ground fault and short-circuit protection.
- Helps protect motors against burnout from overloads and single-phasing when sized properly.
- Simplifies and improves blackout prevention (selective coordination).
- Dual-element fuses can be applied in circuits subject to temporary motor overloads and surge currents to provide both high performance short-circuit and overload protection.
- The overload element provides protection against low level overcurrent of overloads and will hold on inrush current which is five times greater than the amp rating of the fuse for a minimum of ten seconds.

#### Catalog Numbers (amps)

ECNR70	ECNR110	ECNR225	ECNR450
ECNR75	ECNR125	ECNR250	ECNR500
ECNR80	ECNR150	ECNR300	ECNR600
ECNR90	ECNR175	ECNR350	
ECNR100	ECNR200	ECNR400	

#### Carton Quantity and Weight

Amps	Carton Quantity	Weight per Carton	
		lbs	kg
70-100	5	1.5	0.68
101-200	1	0.77	0.35
201-400	1	1.52	0.69
401-600	1	3.0	1.4

#### Class RK5 Fuse Blocks (250V) Catalog Data

(Clip Retaining Spring Standard, Suffix "R")

Terminal Type (Suffix No.)

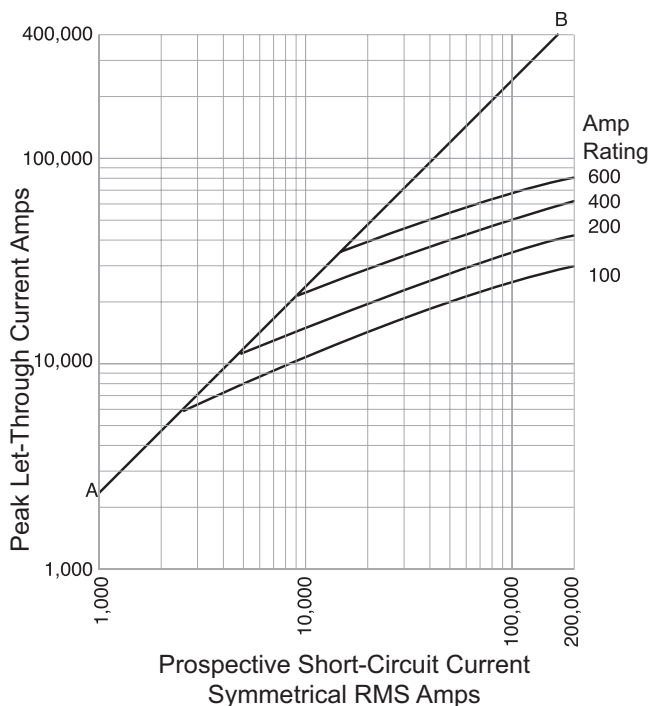
Basic Box Lug w/

Amps	Poles	Catalog Number	Reinforced Clip		
			—	CU only	
70 to 100	1	R25100-1	CR	COR	
	2	R25100-2	CR	COR	
	3	R25100-3	CR	COR	
110 to 200	1	R25200-1	CR	—	
225 to 400	1	R25400-1	CR	—	
450 to 600	1	R25600-1	CR	—	
110 to 200	3	R25200-3	CR	—	
	225 to 400	3	R25400-3	CR	—
	450 to 600	3	R25600-3	CR	—

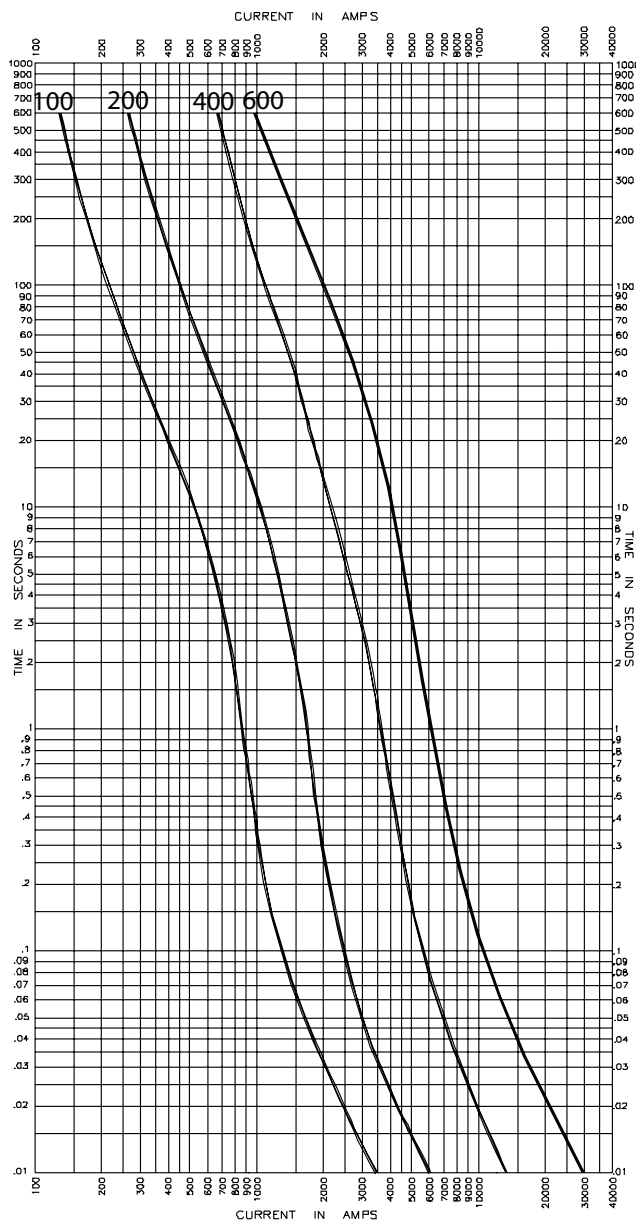
# ECNR

## Class RK5 250Vac, 70 to 600A Dual-Element, Time-Delay Fuses

### Current Limitation Curves



### Time-Current Characteristic Curves—Average Melt



### Fuse Reducers For Class R Fuses

Equipment Fuse Clips	Desired Fuse Size	Catalog Number (Pairs) 250V
200A	70-100A	No. 2621-R
400A	70-100A	No. 2641-R
	110-200A	No. 642-R
600A	70-100A	No. 2661-R
	110-200A	No. 2662-R
	225-400A	No. 2664-R*

\*Single reducer only (pair not required).

The only controlled copy of this document is the electronic read-only version maintained by Cooper Bussmann. All other copies of this document are by definition uncontrolled. This bulletin is intended to clearly present comprehensive product data and provide technical information that will help the end user with design applications. Cooper Bussmann reserves the right, without notice, to change design or construction of any products and to discontinue or limit distribution of any products. Cooper Bussmann also reserves the right to change or update, without notice, any technical information contained in this bulletin. Once a product has been selected, it should be tested by the user in all possible applications.