

## DESCRIPTION:

The EI400ATSB is a small aperture housing for providing accent and task lighting. The EI400ATSB is designed for use in insulated ceilings where it will be in direct contact with insulation. AIR-TITE design meets restricted airflow requirements.

Catalog #		Type
Project		
Comments		Date
Prepared by		

## SPECIFICATION FEATURES

### Outer Housing

Aluminum construction with IC - insulated ceiling and AT - AIR-TITE™ ratings.

### Inner Housing

Double wall aluminum construction helps dissipate heat. The inner housing can be adjusted in the plaster frame to compensate for different ceiling materials.

### Plaster Frame

- Galvanized steel construction.
- The inner housing can be removed from the plaster frame to provide access to the junction box.
- Plaster frame includes locking screws for hanger bars and cutouts for crimping hanger bars in position.
- AIR-TITE gasket is pre-installed.

### Junction Box

- Positioned to accommodate straight conduit runs.
- Seven conduit knockouts are uniform 1/2" size with true pryout slots.
- Four pryouts with integral strain relief simplify "NM" non-metallic sheathed cable installation.
- Three quick connect wire connectors included.

### ALL-NAIL™ Bar Hangers

Bar Hanger features include:

- Pre-installed nail.
- Mini leveling foot aligns the housing to the bottom of the joist.
- Housing can be positioned at any point within 24" joist spans
- Score lines allow tool-free shortening for narrow joist spacing.
- Integral T-bar clip snaps onto T-bars – no additional clips are required.

### Socket

Adjustable position bracket with porcelain socket and nickel plated brass screw shell provides flexibility in lamp positioning.

### Thermal Protector

Thermal protector deactivates fixture if overheating occurs due to improper lamping.

### Labels

- UL/cUL Listed 1598 Luminaire
- UL/cUL Listed for Damp Location
- UL/cUL Listed for Wet Location, covered ceiling
- UL/cUL Listed for Feed Through
- UL/cUL Listed for Direct Contact with Insulation and combustible material

### Qualification

#### IC and AIR-TITE™

Certified under ASTM-E283 and listed UL/cUL 1598. May be used to meet insulated ceiling and restricted air-flow requirements such as:

- Washington State Energy Code
- International Energy Conservation Code (IECC)
- New York State Energy Conservation Construction Code (NY-ECCC)
- State of California Title 24 "Recessed Luminaires in Insulated Ceilings."



## EI400ATSB

**4" Insulated Ceiling  
AIR-TITE™ Recessed  
Housing with  
Adjustable Socket  
Bracket**

**4" TRIMS**

**FOR USE IN  
INSULATED CEILINGS**

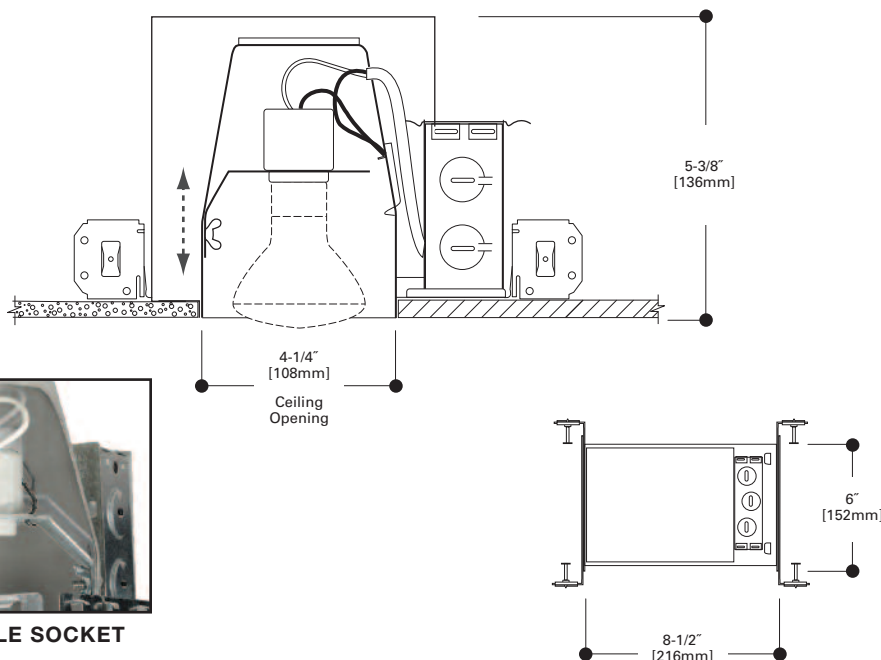
**FOR DIRECT  
CONTACT WITH  
INSULATION**

**AIR-TITE™ HOUSING  
PREVENTS AIRFLOW  
BETWEEN ATTIC AND  
LIVING AREAS**

*airtite*™  
GELC

ALL-PRO  
**ALL-NAIL**

*Quick  
Connect*™



**ADJUSTABLE SOCKET**

## TRIMS

## ORDERING INFORMATION

SAMPLE NUMBER: E1400ATSB-ERT403

Order housing, and trim separately.

## Housing



E1400ATSB=4" Insulated Ceiling  
AIR-TITE™ Small  
Aperture Housing  
with Adjustable  
Socket Bracket

## Trims



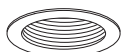
ERT403

**Clear Reflector Cone**  
50W PAR20, 35W PAR20, 30W R20, 40W A19, 40W R16  
ERT403=Specular Clear Reflector, Gloss White Trim Ring  
OD: 4 3/4" (120mm)



ERT401

**Step Baffle**  
35W PAR20, 30W R20  
ERT401=Black Plastic Baffle, Gloss White Trim Ring  
ERT401WHT=White Plastic Baffle with Gloss White Trim Ring  
OD: 4 3/4" (120mm)



ERT410WHT

**White Metal Baffle**  
50W PAR20, 35W PAR20, 30W R20  
ERT410WHT=Gloss White Metal Baffle, Gloss White Trim Ring  
OD: 5" (127mm)



ERT410

**Black Metal Baffle**  
50W PAR20, 35W PAR20, 30W R20  
ERT410=Black Metal Baffle, Gloss White Trim Ring  
OD: 5" (127mm)



ERT402

**Eyeball**  
40W R16, 45W PAR16  
ERT402=Gloss White Eyeball  
OD: 4 3/4" (120mm)



ERT455

**Prismatic Glass Lens Shower Light**  
35W PAR20, 30W R20  
ERT455=Shower Light, Gloss White Trim Ring,  
Prismatic Flat Glass Lens  
OD: 4 3/4" (120mm)



## DESCRIPTION:

The EI400ATSB is a small aperture housing for providing accent and task lighting. The EI400ATSB is designed for use in insulated ceilings where it will be in direct contact with insulation. AIR-TITE design meets restricted airflow requirements.

Catalog #		Type
Project		
Comments		Date
Prepared by		

## SPECIFICATION FEATURES

### Outer Housing

Aluminum construction with IC - insulated ceiling and AT - AIR-TITE™ ratings.

### Inner Housing

Double wall aluminum construction helps dissipate heat. The inner housing can be adjusted in the plaster frame to compensate for different ceiling materials.

### Plaster Frame

- Galvanized steel construction.
- The inner housing can be removed from the plaster frame to provide access to the junction box.
- Plaster frame includes locking screws for hanger bars and cutouts for crimping hanger bars in position.
- AIR-TITE gasket is pre-installed.

### Junction Box

- Positioned to accommodate straight conduit runs.
- Seven conduit knockouts are uniform 1/2" size with true pryout slots.
- Four pryouts with integral strain relief simplify "NM" non-metallic sheathed cable installation.
- Three quick connect wire connectors included.

### ALL-NAIL™ Bar Hangers

Bar Hanger features include:

- Pre-installed nail.
- Mini leveling foot aligns the housing to the bottom of the joist.
- Housing can be positioned at any point within 24" joist spans
- Score lines allow tool-free shortening for narrow joist spacing.
- Integral T-bar clip snaps onto T-bars – no additional clips are required.

### Socket

Adjustable position bracket with porcelain socket and nickel plated brass screw shell provides flexibility in lamp positioning.

### Thermal Protector

Thermal protector deactivates fixture if overheating occurs due to improper lamping.

### Labels

- UL/cUL Listed 1598 Luminaire
- UL/cUL Listed for Damp Location
- UL/cUL Listed for Wet Location, covered ceiling
- UL/cUL Listed for Feed Through
- UL/cUL Listed for Direct Contact with Insulation and combustible material

### Qualification

#### IC and AIR-TITE™

Certified under ASTM-E283 and listed UL/cUL 1598. May be used to meet insulated ceiling and restricted air-flow requirements such as:

- Washington State Energy Code
- International Energy Conservation Code (IECC)
- New York State Energy Conservation Construction Code (NY-ECCC)
- State of California Title 24 "Recessed Luminaires in Insulated Ceilings."



## EI400ATSB

**4" Insulated Ceiling  
AIR-TITE™ Recessed  
Housing with  
Adjustable Socket  
Bracket**

**4" TRIMS**

**FOR USE IN  
INSULATED CEILINGS**

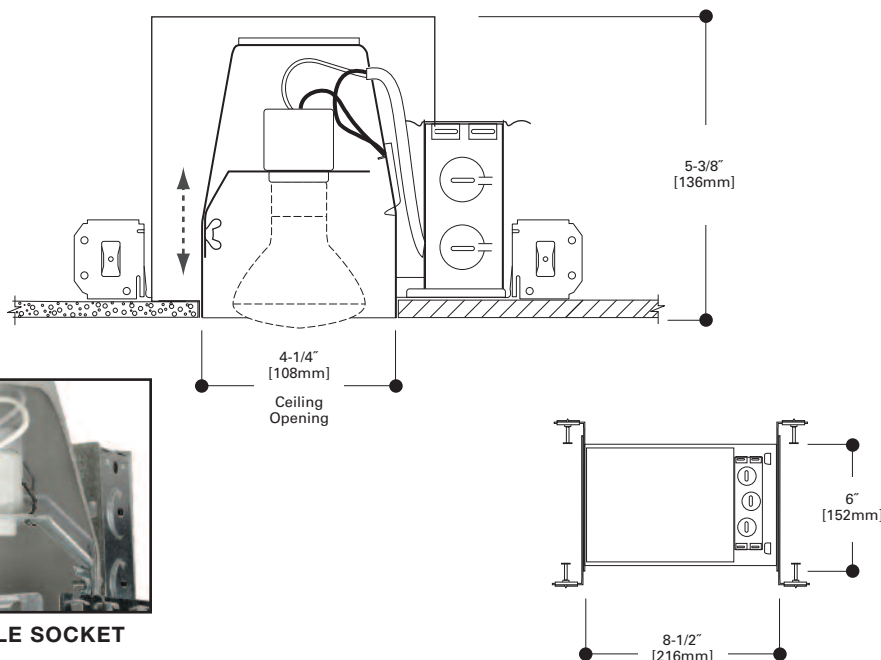
**FOR DIRECT  
CONTACT WITH  
INSULATION**

**AIR-TITE™ HOUSING  
PREVENTS AIRFLOW  
BETWEEN ATTIC AND  
LIVING AREAS**

*air-tite*™  
GELC

ALL-PRO  
**ALL-NAIL**

*Quick  
Connect*™



**ADJUSTABLE SOCKET**

## TRIMS

## ORDERING INFORMATION

SAMPLE NUMBER: E1400ATSB-ERT403

Order housing, and trim separately.

## Housing



E1400ATSB=4" Insulated Ceiling  
AIR-TITE™ Small  
Aperture Housing  
with Adjustable  
Socket Bracket

## Trims



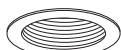
ERT403

**Clear Reflector Cone**  
50W PAR20, 35W PAR20, 30W R20, 40W A19, 40W R16  
ERT403=Specular Clear Reflector, Gloss White Trim Ring  
OD: 4 3/4" (120mm)



ERT401

**Step Baffle**  
35W PAR20, 30W R20  
ERT401=Black Plastic Baffle, Gloss White Trim Ring  
ERT401WHT=White Plastic Baffle with Gloss White Trim Ring  
OD: 4 3/4" (120mm)



ERT410WHT

**White Metal Baffle**  
50W PAR20, 35W PAR20, 30W R20  
ERT410WHT=Gloss White Metal Baffle, Gloss White Trim Ring  
OD: 5" (127mm)



ERT410

**Black Metal Baffle**  
50W PAR20, 35W PAR20, 30W R20  
ERT410=Black Metal Baffle, Gloss White Trim Ring  
OD: 5" (127mm)



ERT402

**Eyeball**  
40W R16, 45W PAR16  
ERT402=Gloss White Eyeball  
OD: 4 3/4" (120mm)



ERT455

**Prismatic Glass Lens Shower Light**  
35W PAR20, 30W R20  
ERT455=Shower Light, Gloss White Trim Ring,  
Prismatic Flat Glass Lens  
OD: 4 3/4" (120mm)

