

DESCRIPTION

All-Pro™ recessed housings are suitable for both commercial and residential applications. The wide variety of trims available allows a number of different lighting effects to be created with one basic housing. The EI700ATNB is for installations where the housing will be in direct contact with insulation. Additionally, the EI700ATNB housing meets restricted air flow requirements.

APPLICATION

These housings are designed to save installation time. They are designed without a socket plate for use with socket supporting trims only. With these trims there is no need to spend time disconnecting the socket and removing the socket plate.

DESIGN FEATURES

A...Housing

Aluminum construction for greater heat dissipation.

B...Plaster Frame

Housing adjusts in plaster frame 1 3/8" to accommodate different ceiling thicknesses.

C...Junction Box

U.L. listed for through branch circuit wiring. Positioned to accommodate straight conduit runs. Seven conduit knockouts are uniform 1/2" size with true pryout slots. Four Romex pryouts with integral strain relief also included. Quick-connect wiring connectors included.

D...Bar Hangers

Pre-installed, captive bar hangers allow housing to be positioned at any point within a

24" joist span. Score lines provided for easy field shortening for 12" joists.

Unique arrowhead design provides "nailess" installation. Bar hangers can be repositioned 90° without tools on plaster frame. Bar hangers can be locked in position with lock down screw and/or crimping tabs.

E...Socket

Porcelain socket with nickel plated brass screw shell, snaps into trim for consistent lamp positioning.

F...Thermal Protector

Self resetting thermal protector deactivates fixture if overheating occurs due to improper lamping.


Catalog #	Type
Project	
Comments	
Prepared by	Date

Labels

- UL Listed for Damp Location
- UL listed for Feed Through
- UL listed for Direct Contact with Insulation and combustible material
- CSA Certified

Meets following requirements:

- State of California Title 24
- Washington State Energy Code
- International Energy Conservation Code (IECC)
- New York State Energy Conservation Construction Code (NY-ECCC)
- Model Energy Code (MEC)
- Certified Under ASTM-E283



EI700ATNB

6" Insulated Ceiling Recessed Housing No Socket Bracket

6" TRIMS

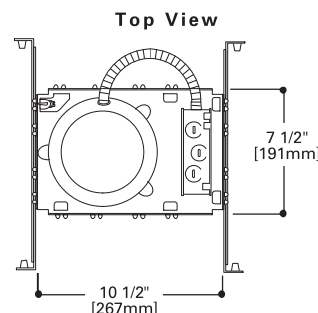
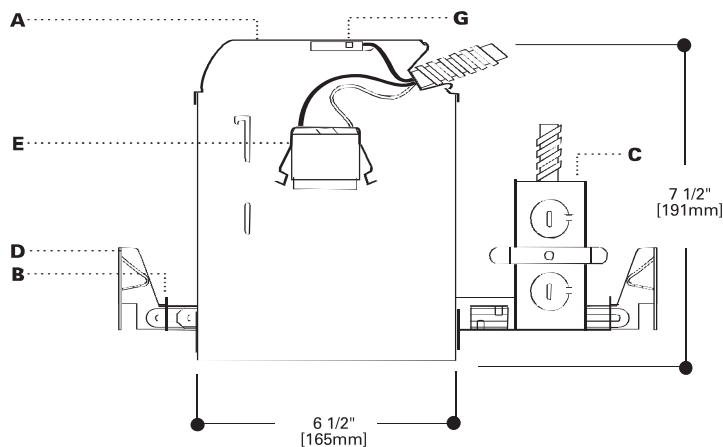
FOR USE IN INSULATED CEILINGS

FOR DIRECT CONTACT WITH INSULATION

FOR USE WITH SOCKET SUPPORTING TRIMS

airtite™

with all trims listed



Ordering information on reverse

TRIMS

ORDERING INFORMATION

SAMPLE NUMBER: EI700ATNBERT712

Order housing, trim and accessories separately.

Housing

EI700ATNB= Insulated Ceiling AIR-TITE™
NO-Socket Bracket Housing

Trims



REFLECTORS



ERT712

White Cone Reflector
65W BR30, 90W BR40, 75W PAR30, 75W PAR30L, 40W A19, 75W R30
 ERT712=White Reflector Cone,
 High Gloss Appliance White
 Makes the EI700NB Housing AIR-TITE

OD: 7 1/4" (184mm)



ERT713

Black Metal Baffle
75W PAR30, 75W PAR30L, 75W R30, 65W BR30, 90W BR40, 40W A19
 ERT713=Black Metal Baffle
 High Gloss Appliance White Trim Ring
 Makes the EI700NB Housing AIR-TITE

ERT713TS=Black Metal Baffle - Torsion Spring Construction
 High Gloss Appliance White Trim Ring
 Makes the EI700NB Housing AIR-TITE

OD: 7 1/4" (184mm))



ERT713

White Metal Baffle
75W PAR30, 75W PAR30L, 75W R30, 65W BR30, 90W BR40 40W A19
 ERT713WHT=White Metal Baffle
 High Gloss Appliance White
 Makes the EI700NB Housing AIR-TITE

ERT713WHTTS=White Metal Baffle - Torsion Spring Construction
 High Gloss Appliance White
 Makes the EI700NB Housing AIR-TITE

OD: 7 1/4" (184mm)



ERT713L

Metal Baffle (Taller height for deeper BR40 lamp regression)
65W BR30, 75W BR40, 75W PAR30L
 ERT713L=Black Metal Baffle, High Gloss Appliance White Trim Ring
 ERT713LTS=Black Metal Baffle, High Gloss Appliance White Trim Ring
 Torsion Spring Design

OD: 7 1/4" (184mm)

OPEN TRIMS



ERT705

Open
65W BR30, 75W PAR30L, 75W PAR30
 ERT705=High Gloss Appliance White Open Trim
 OD: 7 1/4" (184mm)

ADJUSTABLES



ERT704

Eyeball
75W R30, 75W PAR30L, 65W BR30
 ERT704=High Gloss Appliance White Eyeball
 ERT704PB=Polished Brass Eyeball
 OD: 8" (203mm)



ERT711

Regressed Eyeball
75W R30, 65W BR30
 ERT711=High Gloss Appliance White Eyeball, Black Baffle
 OD: 8" (203mm)



ERT721

Showerlight
40W A19
 ERT721=Albalite Lens Showerlight
 High Gloss Appliance White Trim Ring
 OD: 8" (203mm)

Note: Specifications and Dimensions subject to change without notice.

Visit our web site at www.cooperlighting.com

DESCRIPTION

All-Pro™ recessed housings are suitable for both commercial and residential applications. The wide variety of trims available allows a number of different lighting effects to be created with one basic housing. The EI700ATNB is for installations where the housing will be in direct contact with insulation. Additionally, the EI700ATNB housing meets restricted air flow requirements.

APPLICATION

These housings are designed to save installation time. They are designed without a socket plate for use with socket supporting trims only. With these trims there is no need to spend time disconnecting the socket and removing the socket plate.

DESIGN FEATURES

A...Housing

Aluminum construction for greater heat dissipation.

B...Plaster Frame

Housing adjusts in plaster frame 1 3/8" to accommodate different ceiling thicknesses.

C...Junction Box

U.L. listed for through branch circuit wiring. Positioned to accommodate straight conduit runs. Seven conduit knockouts are uniform 1/2" size with true pryout slots. Four Romex pryouts with integral strain relief also included. Quick-connect wiring connectors included.

D...Bar Hangers

Pre-installed, captive bar hangers allow housing to be positioned at any point within a

24" joist span. Score lines provided for easy field shortening for 12" joists.

Unique arrowhead design provides "nailess" installation. Bar hangers can be repositioned 90° without tools on plaster frame. Bar hangers can be locked in position with lock down screw and/or crimping tabs.

E...Socket

Porcelain socket with nickel plated brass screw shell, snaps into trim for consistent lamp positioning.

F...Thermal Protector

Self resetting thermal protector deactivates fixture if overheating occurs due to improper lamping.


Catalog #	Type
Project	
Comments	
Prepared by	Date

Labels

- UL Listed for Damp Location
- UL listed for Feed Through
- UL listed for Direct Contact with Insulation and combustible material
- CSA Certified

Meets following requirements:

- State of California Title 24
- Washington State Energy Code
- International Energy Conservation Code (IECC)
- New York State Energy Conservation Construction Code (NY-ECCC)
- Model Energy Code (MEC)
- Certified Under ASTM-E283



EI700ATNB

6" Insulated Ceiling Recessed Housing No Socket Bracket

6" TRIMS

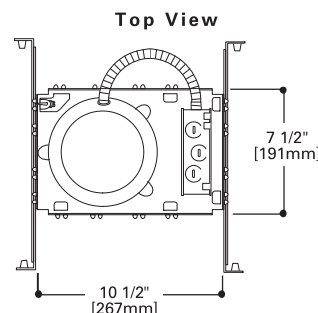
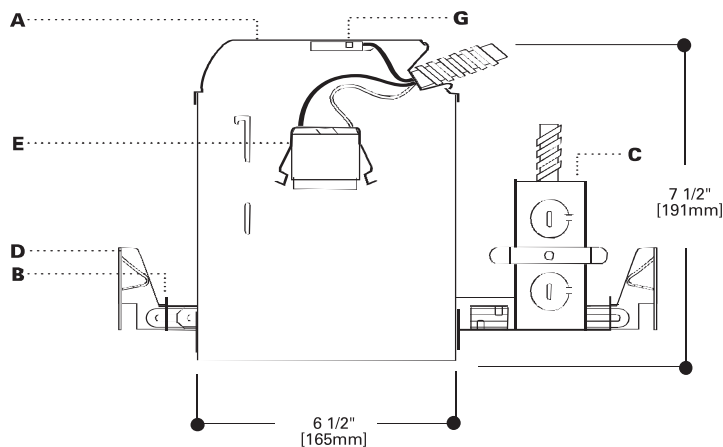
FOR USE IN INSULATED CEILINGS

FOR DIRECT CONTACT WITH INSULATION

FOR USE WITH SOCKET SUPPORTING TRIMS

airtite™

with all trims listed



Ordering information on reverse

TRIMS

ORDERING INFORMATION

SAMPLE NUMBER: EI700ATNBERT712

Order housing, trim and accessories separately.

Housing

EI700ATNB= Insulated Ceiling AIR-TITE™
NO-Socket Bracket Housing

Trims



REFLECTORS



ERT712

White Cone Reflector
65W BR30, 90W BR40, 75W PAR30, 75W PAR30L, 40W A19, 75W R30
 ERT712=White Reflector Cone,
 High Gloss Appliance White
 Makes the EI700NB Housing AIR-TITE

OD: 7 1/4" (184mm)



ERT713

Black Metal Baffle
75W PAR30, 75W PAR30L, 75W R30, 65W BR30, 90W BR40, 40W A19
 ERT713=Black Metal Baffle
 High Gloss Appliance White Trim Ring
 Makes the EI700NB Housing AIR-TITE

ERT713TS=Black Metal Baffle - Torsion Spring Construction
 High Gloss Appliance White Trim Ring
 Makes the EI700NB Housing AIR-TITE

OD: 7 1/4" (184mm))



ERT713

White Metal Baffle
75W PAR30, 75W PAR30L, 75W R30, 65W BR30, 90W BR40 40W A19
 ERT713WHT=White Metal Baffle
 High Gloss Appliance White
 Makes the EI700NB Housing AIR-TITE

ERT713WHTTS=White Metal Baffle - Torsion Spring Construction
 High Gloss Appliance White
 Makes the EI700NB Housing AIR-TITE

OD: 7 1/4" (184mm)



ERT713L

Metal Baffle (Taller height for deeper BR40 lamp regression)
65W BR30, 75W BR40, 75W PAR30L
 ERT713L=Black Metal Baffle, High Gloss Appliance White Trim Ring
 ERT713LTS=Black Metal Baffle, High Gloss Appliance White Trim Ring
 Torsion Spring Design

OD: 7 1/4" (184mm)

OPEN TRIMS



ERT705

Open
65W BR30, 75W PAR30L, 75W PAR30
 ERT705=High Gloss Appliance White Open Trim
 OD: 7 1/4" (184mm)

ADJUSTABLES



ERT704

Eyeball
75W R30, 75W PAR30L, 65W BR30
 ERT704=High Gloss Appliance White Eyeball
 ERT704PB=Polished Brass Eyeball
 OD: 8" (203mm)



ERT711

Regressed Eyeball
75W R30, 65W BR30
 ERT711=High Gloss Appliance White Eyeball, Black Baffle
 OD: 8" (203mm)



ERT721

Showerlight
40W A19
 ERT721=Albalite Lens Showerlight
 High Gloss Appliance White Trim Ring
 OD: 8" (203mm)

Note: Specifications and Dimensions subject to change without notice.

Visit our web site at www.cooperlighting.com