

EK4436SM

Die Cast Metal Stem Mount, Electronic Photocontrol



The EK4436SM is an electronic photocontrol that fits standard 1/2" trade size knockouts in standard outlet boxes and wall pack lighting fixtures. It is made of a Zinc Die Cast Metal housing that stands up to outdoor environments and features a silicon light sensor with a zero-crossing circuit to provide a long service life.

Features

- Dusk-to-dawn control of outdoor lighting, floodlights and security lighting
- Ideal for LED fixtures totaling 1650 W @ 277 VAC
- Non-drifting silicon light sensor IR filtered for human eye response
- Zero-cross technology helps device withstand severe inrush current and extend relay life
- Exceeds 10,000 ON/OFF operations at full load to meet life expectancy of LED fixtures
- Adjustable directional light hood included
- Zinc Die Cast Housing
- All components meet 15-year life requirements

Regulatory Listings

- ANSI C136.24 compliant
- UL certified to U.S. (UL773) & CSA certified to Canadian (C22.2 No. 55-M1986/ TIL A-15) safety standards

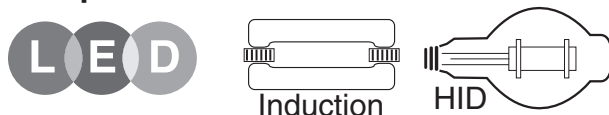
Operating Specifications

- Voltage: 105-305 VAC, 50/60 Hz
- Dielectric strength: 2500 VAC
- Operating ambient temperature range: -40° F to 158° F (-40° C to 70° C)
- Instant turn ON light level 1.5 fc
- OFF light level: 2.25 fc
- Turn OFF to ON ratio 1.5:1 with 2-5 second delay
- Fail mode: ON
- Power consumption <.5W @ 277 VAC
- 255 Joule MOV surge protection component
- 6" long, 18 awg wire leads

Warranty

- Limited 8-year manufacturer's warranty

Compatible with



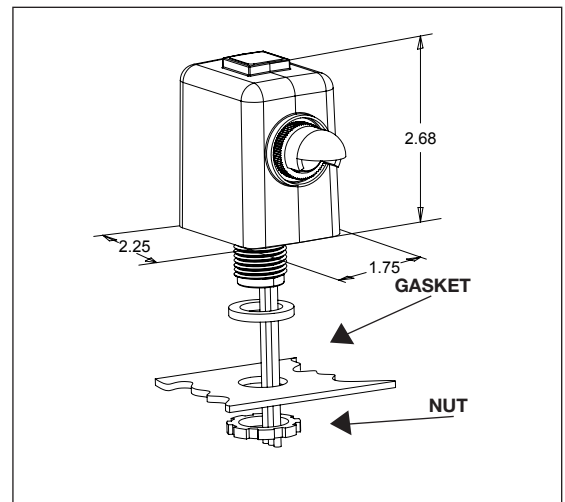
Project: _____

Location: _____

Product Type: _____

Contact/Phone: _____

Model #: _____

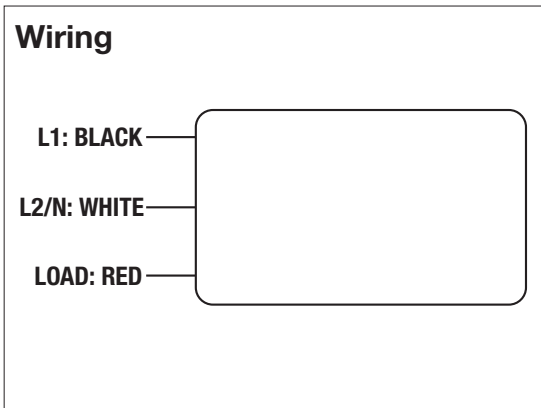


Model Number	Max VAC	Tungsten (Watts)	Ballast (VA)	Electronic Ballast (LED)	Turn ON Foot Candles (fc)	Turn OFF to ON Ratio	Fail Mode
EK4436SM	105-305	1000	1800	6 A	1.5	1.5:1 with 2-5 second delay (2.25 fc OFF)	ON

Specification

The photocontrol shall be an electronic control based on a solid-state photo sensor and relay switch circuit. Switch operation shall have a rating of 1000 W tungsten and 1800 W ballast at 105-305 VAC. For high inrush LED type fixtures, the photocontrol switch operation shall have a 6 A Electronic Ballast rating at 105-305 VAC. The photo control should fail in an ON state. The photocontrol operating voltage shall be clearly identified on the control housing. The photocontrol shall be equipped with inherent delay action eliminating activation by light flashes. The photocontrol housing shall be Zinc Die Cast. The photocontrol should have a ½" threaded stem for fit to standard ½" knockouts in common electrical boxes and light fixtures and have min 6" long, 18 awg wire leads. The photocontrol shall consist of industrial grade electronic components: 255 Joule MOV, solid state light sensor, and silver alloy relay contacts. The photocontrol shall be 100% factory tested and function within specified light levels. The photocontrol shall be agency certified and tested accordingly. The photocontrol shall meet agency standards and all other requirements of ANSI C136.24. The photocontrol shall operate over a temperature range of -40° F to 158° F (-40° C to 70° C). The photocontrol should have a manufacturer's limited warranty of 8 years minimum. The photocontrol shall be the electronic dusk-to-dawn type, Intermatic model EK4436SM.

Diagrams



EK4436SM

Die Cast Metal Stem Mount, Electronic Photocontrol



The EK4436SM is an electronic photocontrol that fits standard 1/2" trade size knockouts in standard outlet boxes and wall pack lighting fixtures. It is made of a Zinc Die Cast Metal housing that stands up to outdoor environments and features a silicon light sensor with a zero-crossing circuit to provide a long service life.

Features

- Dusk-to-dawn control of outdoor lighting, floodlights and security lighting
- Ideal for LED fixtures totaling 1650 W @ 277 VAC
- Non-drifting silicon light sensor IR filtered for human eye response
- Zero-cross technology helps device withstand severe inrush current and extend relay life
- Exceeds 10,000 ON/OFF operations at full load to meet life expectancy of LED fixtures
- Adjustable directional light hood included
- Zinc Die Cast Housing
- All components meet 15-year life requirements

Regulatory Listings

- ANSI C136.24 compliant
- UL certified to U.S. (UL773) & CSA certified to Canadian (C22.2 No. 55-M1986/ TIL A-15) safety standards

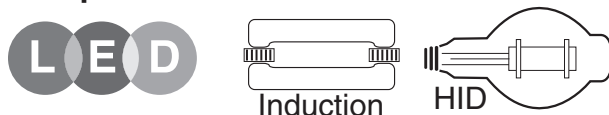
Operating Specifications

- Voltage: 105-305 VAC, 50/60 Hz
- Dielectric strength: 2500 VAC
- Operating ambient temperature range: -40° F to 158° F (-40° C to 70° C)
- Instant turn ON light level 1.5 fc
- OFF light level: 2.25 fc
- Turn OFF to ON ratio 1.5:1 with 2-5 second delay
- Fail mode: ON
- Power consumption <.5W @ 277 VAC
- 255 Joule MOV surge protection component
- 6" long, 18 awg wire leads

Warranty

- Limited 8-year manufacturer's warranty

Compatible with



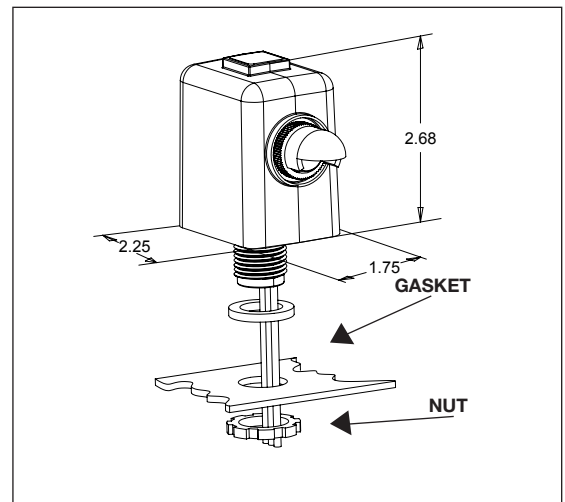
Project: _____

Location: _____

Product Type: _____

Contact/Phone: _____

Model #: _____



Model Number	Max VAC	Tungsten (Watts)	Ballast (VA)	Electronic Ballast (LED)	Turn ON Foot Candles (fc)	Turn OFF to ON Ratio	Fail Mode
EK4436SM	105-305	1000	1800	6 A	1.5	1.5:1 with 2-5 second delay (2.25 fc OFF)	ON

Specification

The photocontrol shall be an electronic control based on a solid-state photo sensor and relay switch circuit. Switch operation shall have a rating of 1000 W tungsten and 1800 W ballast at 105-305 VAC. For high inrush LED type fixtures, the photocontrol switch operation shall have a 6 A Electronic Ballast rating at 105-305 VAC. The photo control should fail in an ON state. The photocontrol operating voltage shall be clearly identified on the control housing. The photocontrol shall be equipped with inherent delay action eliminating activation by light flashes. The photocontrol housing shall be Zinc Die Cast. The photocontrol should have a ½" threaded stem for fit to standard ½" knockouts in common electrical boxes and light fixtures and have min 6" long, 18 awg wire leads. The photocontrol shall consist of industrial grade electronic components: 255 Joule MOV, solid state light sensor, and silver alloy relay contacts. The photocontrol shall be 100% factory tested and function within specified light levels. The photocontrol shall be agency certified and tested accordingly. The photocontrol shall meet agency standards and all other requirements of ANSI C136.24. The photocontrol shall operate over a temperature range of -40° F to 158° F (-40° C to 70° C). The photocontrol should have a manufacturer's limited warranty of 8 years minimum. The photocontrol shall be the electronic dusk-to-dawn type, Intermatic model EK4436SM.

Diagrams

