

# ELBY Capped Elbows

## Explosion-Proof, Dust-Ignition-Proof

UNILETS® for use with Threaded Metal Conduit.

**NEC/CEC — Aluminum and Malleable Iron:**  
Class I, Division 1 and 2, Groups B ♦, C, D  
Class II, Division 1 and 2, Groups E, F, G  
Class III

**NEC/CEC — Malleable Iron Only:**  
Class I, Zone 1 and 2, Groups IIA, IIB +H<sub>2</sub>

### Applications

- Serves as pulling fitting.
- Makes 90° bend in conduit runs.

### Features

- Screw-on Cover for ease of installation and removal.
- Cover opens on an angle permitting conductors to be pulled straight through either hub.
- Can make 90° turns in conduit where a compact turn is desired.
- Female tapered threaded hubs (NPT) for rigid conduit and IMC.



### Standard Materials

- Malleable iron or aluminum

### Standard Finishes

- Aluminum: epoxy powder coat
- Malleable iron: triplecoat— (1) zinc electroplate, (2) chromate, and (3) epoxy powder coat

### Options

- PVC coating available. Add suffix **-PVC** to catalog number.

### NEC/CEC Certifications and Compliances

- UL Standard: 886 (1203)
- UL Listed: E10444
- CSA Standard: C22.2 No. 30
- CSA Certified: 065181

Type and Size (Inches)	Catalog Number ①	
	Malleable Iron	Aluminum
1/2	ELBY-50 ♦	ELBY-50A
3/4	ELBY-75 ♦	ELBY-75A
1	ELBY-100 ♦	ELBY-100A
1-1/4	ELBY-125 ♦	ELBY-125A

① PVC coating available. Add suffix **-PVC** to catalog number.

♦ Suitable for Class 1, Group B in addition to Class I, Groups C, D; Class II, Groups E, F, G and Class III.

# ELBD 90° Malleable Iron Pulling Elbows

## Explosion-Proof, Dust-Ignition-Proof

UNILETS® for use with Threaded Metal Conduit.

### NEC/CEC:

Class I, Division 1 and 2, Group D  
Class II, Division 1 and 2, Groups E, F, G  
Class III

### Applications

- Serves as pulling fitting.
- Makes 90° bend in conduit runs.

### Features

- 2-1/2 thru 4" — ELBD Pulling Elbows feature built-in rollers to facilitate cable pulling.
- Permits easy access to pulling conductors.
- Easily removeable covers
- 1" - 4" raintight

### Standard Materials

- Malleable iron

### Standard Finishes

- Triplecoat— (1) zinc electroplate, (2) chromate, and (3) epoxy powder coat

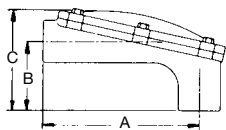
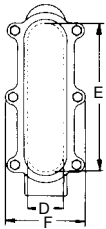
### NEC/CEC Certifications and Compliances

- UL Standard: 886 (1203)
- UL Listed: E10444
- CSA Standard: C22.2 No. 30
- CSA Certified: 065181



Type and Size (Inches)	Catalog Number
1/2	ELBD-50
3/4	ELBD-75
1	ELBD-100
1-1/4	ELBD-125
1-1/2	ELBD-150
2	ELBD-200
2-1/2	ELBD-250
3	ELBD-300
3-1/2	ELBD-350
4	ELBD-400

Hub Size (Inches)	Dimensions in Millimeters (Inches)					
	A	B	C	D	E	F
1/2	128.5 (5.06)	66.8 (2.63)	114.3 (4.50)	26.9 (1.06)	119.1 (4.69)	68.3 (2.69)
3/4	128.5 (5.06)	66.8 (2.63)	114.3 (4.50)	26.9 (1.06)	119.1 (4.69)	68.3 (2.69)
1	200.2 (7.88)	87.3 (3.44)	127.0 (5.00)	44.5 (1.75)	190.5 (7.50)	100.08 (3.94)
1-1/4	200.2 (7.88)	87.3 (3.44)	127.0 (5.00)	44.5 (1.75)	190.5 (7.50)	100.08 (3.94)
1-1/2	270.0 (10.63)	122.2 (4.81)	171.5 (6.75)	65.0 (2.56)	271.5 (10.69)	125.48 (4.94)
2	270.0 (10.63)	122.2 (4.81)	171.5 (6.75)	65.0 (2.56)	271.5 (10.69)	125.48 (4.94)
2-1/2	373.1 (14.69)	168.4 (6.63)	235.0 (9.25)	95.3 (3.75)	350.8 (13.81)	169.93 (6.69)
3	373.1 (14.69)	168.4 (6.63)	235.0 (9.25)	95.3 (3.75)	350.8 (13.81)	169.93 (6.69)
3-1/2	717.6 (28.25)	190.5 (7.50)	323.9 (12.75)	117.6 (4.63)	700.0 (27.56)	187.45 (7.38)
4	717.6 (28.25)	190.5 (7.50)	323.9 (12.75)	117.6 (4.63)	700.0 (27.56)	187.45 (7.38)



NEC/CEC CLASS/ZONE RATED HAZARDOUS LOCATION OUTLET BODIES AND BOXES

Fittings

# ELBD 90° Aluminum Pulling Elbows

## Explosion-Proof, Dust-Ignition-Proof

UNILETS® for use with Threaded Metal Conduit.

**NEC/CEC — 1/2" to 3/4":**  
 Class I, Division 1 and 2, Groups C, D  
 Class I, Zone 1 and 2, Groups IIA, IIB  
 Class II, Division 1 and 2, Groups E, F, G  
 Class III  
 NEMA 4, 7CD, 9EFG

**NEC/CEC — 1" to 4":**  
 Class I, Division 1 and 2, Group D  
 Class I, Zone 1 and 2, Group IIA  
 Class II, Division 1 and 2, Groups E, F, G  
 Class III  
 NEMA 4, 7CD, 9EFG

**NEC/CEC — 1-1/2" to 4":**  
 Class I, Division 1 and 2, Group D  
 Class II, Division 1 and 2, Groups E, F, G  
 Class III

### Applications

- To provide access to conductors for pulling, splicing and maintenance in Hazardous Locations.

### Features

- Tapered Threaded Hubs (NPT) for Rigid Conduit and IMC.
- Angled cover opening allows conductors to be pulled straight through hubs.
- Smooth cover opening and pulling surfaces prevents abrasion of conductors.
- Neoprene gasket cemented into groove in cover for NEMA 4 application.
- Provided with reducing bushings to adapt to the next smaller trade size.

### Standard Materials

- Copper-free aluminum
- Cover screws are steel zinc electroplated

### Standard Finishes

- Epoxy powder coat

### NEC/CEC Certifications and Compliances

- UL Standard: 886
- UL Listed: 30513
- CSA Standard: C22.2 No. 30
- CSA Certified: 009
- NEC Articles 500-503 and 505
- Fed. Spec: A-A-50563

Type and Size (Inches)	Catalog Number
1/2	ELBD-50A ①
3/4	ELBD-75A ①
1	ELBD-100A ①
1-1/4	ELBD-125A ①
1-1/2	ELBD-150A
2	ELBD-200A ①
2-1/2	ELBD-250A ①
3	ELBD-300A ①
3-1/2	ELBD-350A ①
4	ELBD-400A



Trade Size (Inches)	Dimensions in Millimeters (Inches)						Volume dm <sup>3</sup> (in <sup>3</sup> )	Reducing Bushing Size	Reducing Bushing Quantity Provided
	A	B	C	D	E	F			
1/2 to 3/4	127 (5.00)	67 (2.63)	102 (4.00)	25 (1.00)	108 (4.25)	70 (2.75)	0.14 (8.5)	3/4 to 1/2	2
1 to 1-1/4	200 (7.88)	86 (3.38)	133 (5.25)	45 (1.75)	184 (7.25)	102 (4.00)	0.54 (33.2)	1-1/4 to 1	2
1-1/2 to 2	270 (10.63)	121 (4.75)	181 (7.13)	60 (2.38)	260 (10.25)	127 (5.00)	1.36 (83)	2 to 1-1/2	2
2-1/2 to 3	397 (15.63)	140 (5.50)	235 (9.25)	86 (3.38)	394 (15.50)	162 (6.38)	4.06 (248)	3 to 2-1/2	2
4	597 (23.50)	168 (6.63)	298 (11.75)	108 (4.25)	597 (23.50)	197 (7.75)	11.68 (713)	4 to 3-1/2	0
1/2 to 3/4	127 (5.00)	67 (2.63)	102 (4.00)	25 (1.00)	108 (4.25)	70 (2.75)	0.14 (8.5)	3/4 to 1/2	2
1 to 1-1/4	200 (7.88)	86 (3.38)	133 (5.25)	45 (1.75)	184 (7.25)	102 (4.00)	0.54 (33.2)	1-1/4 to 1	2
1-1/2 to 2	270 (10.63)	121 (4.75)	181 (7.13)	60 (2.38)	260 (10.25)	127 (5.00)	1.36 (83)	2 to 1-1/2	2
2-1/2 to 3	397 (15.63)	140 (5.50)	235 (9.25)	86 (3.38)	394 (15.50)	162 (6.38)	4.06 (248)	3 to 2-1/2	2
4	597 (23.5)	168 (6.63)	298 (11.75)	108 (4.25)	597 (23.50)	197 (7.75)	11.68 (713)	4 to 3-1/2	0

① Aluminum reducing bushings furnished.

# ELBY Capped Elbows

## Explosion-Proof, Dust-Ignition-Proof

UNILETS® for use with Threaded Metal Conduit.

**NEC/CEC — Aluminum and Malleable Iron:**  
Class I, Division 1 and 2, Groups B ♦, C, D  
Class II, Division 1 and 2, Groups E, F, G  
Class III

**NEC/CEC — Malleable Iron Only:**  
Class I, Zone 1 and 2, Groups IIA, IIB +H<sub>2</sub>

### Applications

- Serves as pulling fitting.
- Makes 90° bend in conduit runs.

### Features

- Screw-on Cover for ease of installation and removal.
- Cover opens on an angle permitting conductors to be pulled straight through either hub.
- Can make 90° turns in conduit where a compact turn is desired.
- Female tapered threaded hubs (NPT) for rigid conduit and IMC.



### Standard Materials

- Malleable iron or aluminum

### Standard Finishes

- Aluminum: epoxy powder coat
- Malleable iron: triplecoat— (1) zinc electroplate, (2) chromate, and (3) epoxy powder coat

### Options

- PVC coating available. Add suffix **-PVC** to catalog number.

### NEC/CEC Certifications and Compliances

- UL Standard: 886 (1203)
- UL Listed: E10444
- CSA Standard: C22.2 No. 30
- CSA Certified: 065181

Type and Size (Inches)	Catalog Number ①	
	Malleable Iron	Aluminum
1/2	ELBY-50 ♦	ELBY-50A
3/4	ELBY-75 ♦	ELBY-75A
1	ELBY-100 ♦	ELBY-100A
1-1/4	ELBY-125 ♦	ELBY-125A

① PVC coating available. Add suffix **-PVC** to catalog number.

♦ Suitable for Class 1, Group B in addition to Class I, Groups C, D; Class II, Groups E, F, G and Class III.

# ELBD 90° Malleable Iron Pulling Elbows

## Explosion-Proof, Dust-Ignition-Proof

UNILETS® for use with Threaded Metal Conduit.

### NEC/CEC:

Class I, Division 1 and 2, Group D  
Class II, Division 1 and 2, Groups E, F, G  
Class III

### Applications

- Serves as pulling fitting.
- Makes 90° bend in conduit runs.

### Features

- 2-1/2 thru 4" — ELBD Pulling Elbows feature built-in rollers to facilitate cable pulling.
- Permits easy access to pulling conductors.
- Easily removeable covers
- 1" - 4" raintight

### Standard Materials

- Malleable iron

### Standard Finishes

- Triplecoat— (1) zinc electroplate, (2) chromate, and (3) epoxy powder coat

### NEC/CEC Certifications and Compliances

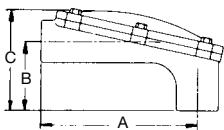
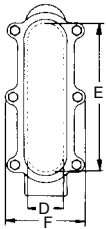
- UL Standard: 886 (1203)
- UL Listed: E10444
- CSA Standard: C22.2 No. 30
- CSA Certified: 065181

NEC/CEC CLASS/ZONE RATED HAZARDOUS LOCATION OUTLET BODIES AND BOXES



Type and Size (Inches)	Catalog Number
1/2	ELBD-50
3/4	ELBD-75
1	ELBD-100
1-1/4	ELBD-125
1-1/2	ELBD-150
2	ELBD-200
2-1/2	ELBD-250
3	ELBD-300
3-1/2	ELBD-350
4	ELBD-400

Hub Size (Inches)	Dimensions in Millimeters (Inches)					
	A	B	C	D	E	F
1/2	128.5 (5.06)	66.8 (2.63)	114.3 (4.50)	26.9 (1.06)	119.1 (4.69)	68.3 (2.69)
3/4	128.5 (5.06)	66.8 (2.63)	114.3 (4.50)	26.9 (1.06)	119.1 (4.69)	68.3 (2.69)
1	200.2 (7.88)	87.3 (3.44)	127.0 (5.00)	44.5 (1.75)	190.5 (7.50)	100.08 (3.94)
1-1/4	200.2 (7.88)	87.3 (3.44)	127.0 (5.00)	44.5 (1.75)	190.5 (7.50)	100.08 (3.94)
1-1/2	270.0 (10.63)	122.2 (4.81)	171.5 (6.75)	65.0 (2.56)	271.5 (10.69)	125.48 (4.94)
2	270.0 (10.63)	122.2 (4.81)	171.5 (6.75)	65.0 (2.56)	271.5 (10.69)	125.48 (4.94)
2-1/2	373.1 (14.69)	168.4 (6.63)	235.0 (9.25)	95.3 (3.75)	350.8 (13.81)	169.93 (6.69)
3	373.1 (14.69)	168.4 (6.63)	235.0 (9.25)	95.3 (3.75)	350.8 (13.81)	169.93 (6.69)
3-1/2	717.6 (28.25)	190.5 (7.50)	323.9 (12.75)	117.6 (4.63)	700.0 (27.56)	187.45 (7.38)
4	717.6 (28.25)	190.5 (7.50)	323.9 (12.75)	117.6 (4.63)	700.0 (27.56)	187.45 (7.38)



# ELBD 90° Aluminum Pulling Elbows

## Explosion-Proof, Dust-Ignition-Proof

UNILETS® for use with Threaded Metal Conduit.

NEC/CEC — 1/2" to 3/4":  
 Class I, Division 1 and 2, Groups C, D  
 Class I, Zone 1 and 2, Groups IIA, IIB  
 Class II, Division 1 and 2, Groups E, F, G  
 Class III  
 NEMA 4, 7CD, 9EFG

NEC/CEC — 1" to 4":  
 Class I, Division 1 and 2, Group D  
 Class I, Zone 1 and 2, Group IIA  
 Class II, Division 1 and 2, Groups E, F, G  
 Class III  
 NEMA 4, 7CD, 9EFG

NEC/CEC — 1-1/2" to 4":  
 Class I, Division 1 and 2, Group D  
 Class II, Division 1 and 2, Groups E, F, G  
 Class III

### Applications

- To provide access to conductors for pulling, splicing and maintenance in Hazardous Locations.

### Features

- Tapered Threaded Hubs (NPT) for Rigid Conduit and IMC.
- Angled cover opening allows conductors to be pulled straight through hubs.
- Smooth cover opening and pulling surfaces prevents abrasion of conductors.
- Neoprene gasket cemented into groove in cover for NEMA 4 application.
- Provided with reducing bushings to adapt to the next smaller trade size.

### Standard Materials

- Copper-free aluminum
- Cover screws are steel zinc electroplated

### Standard Finishes

- Epoxy powder coat

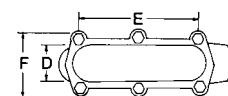
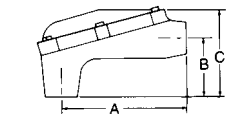
### NEC/CEC Certifications and Compliances

- UL Standard: 886
- UL Listed: 30513
- CSA Standard: C22.2 No. 30
- CSA Certified: 009
- NEC Articles 500-503 and 505
- Fed. Spec: A-A-50563

Type and Size (Inches)	Catalog Number
1/2	ELBD-50A ①
3/4	ELBD-75A ①
1	ELBD-100A ①
1-1/4	ELBD-125A ①
1-1/2	ELBD-150A
2	ELBD-200A ①
2-1/2	ELBD-250A ①
3	ELBD-300A ①
3-1/2	ELBD-350A ①
4	ELBD-400A



Trade Size (Inches)	Dimensions in Millimeters (Inches)						Volume dm <sup>3</sup> (in <sup>3</sup> )	Reducing Bushing Size	Reducing Bushing Quantity Provided
	A	B	C	D	E	F			
1/2 to 3/4	127 (5.00)	67 (2.63)	102 (4.00)	25 (1.00)	108 (4.25)	70 (2.75)	0.14 (8.5)	3/4 to 1/2	2
1 to 1-1/4	200 (7.88)	86 (3.38)	133 (5.25)	45 (1.75)	184 (7.25)	102 (4.00)	0.54 (33.2)	1-1/4 to 1	2
1-1/2 to 2	270 (10.63)	121 (4.75)	181 (7.13)	60 (2.38)	260 (10.25)	127 (5.00)	1.36 (83)	2 to 1-1/2	2
2-1/2 to 3	397 (15.63)	140 (5.50)	235 (9.25)	86 (3.38)	394 (15.50)	162 (6.38)	4.06 (248)	3 to 2-1/2	2
4	597 (23.50)	168 (6.63)	298 (11.75)	108 (4.25)	597 (23.50)	197 (7.75)	11.68 (713)	4 to 3-1/2	0
1/2 to 3/4	127 (5.00)	67 (2.63)	102 (4.00)	25 (1.00)	108 (4.25)	70 (2.75)	0.14 (8.5)	3/4 to 1/2	2
1 to 1-1/4	200 (7.88)	86 (3.38)	133 (5.25)	45 (1.75)	184 (7.25)	102 (4.00)	0.54 (33.2)	1-1/4 to 1	2
1-1/2 to 2	270 (10.63)	121 (4.75)	181 (7.13)	60 (2.38)	260 (10.25)	127 (5.00)	1.36 (83)	2 to 1-1/2	2
2-1/2 to 3	397 (15.63)	140 (5.50)	235 (9.25)	86 (3.38)	394 (15.50)	162 (6.38)	4.06 (248)	3 to 2-1/2	2
4	597 (23.5)	168 (6.63)	298 (11.75)	108 (4.25)	597 (23.50)	197 (7.75)	11.68 (713)	4 to 3-1/2	0



① Aluminum reducing bushings furnished.