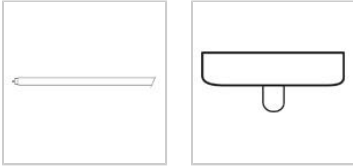




GE  
Lighting

## 10720 - F42T6/CW

GE Cool White T6



### CAUTIONS & WARNINGS

#### Caution

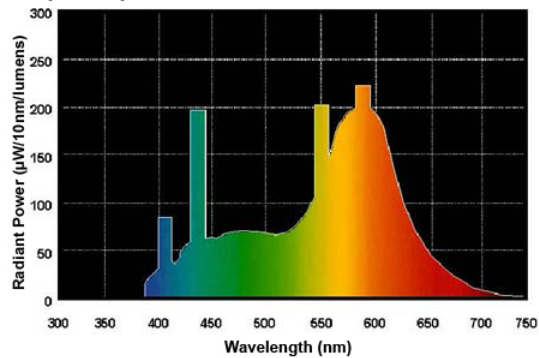
- Lamp may shatter and cause injury if broken
  - Wear safety glasses and gloves when handling lamp.
  - Do not use excessive force when installing lamp.

#### Warning

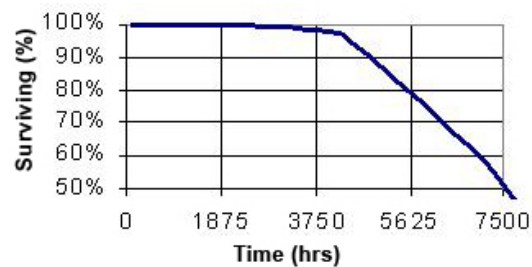
- Risk of Electric Shock
  - Turn power off before inspection, installation or removal.

### GRAPHS & CHARTS

#### Graphs\_Spectral Power Distribution



#### Graphs\_Lamp Mortality



### GENERAL CHARACTERISTICS

Lamp Type	Linear Fluorescent - Straight
Bulb	T6
Base	Single Pin (Fa8)
Rated Life	7500.0 hrs
Bulb Material	Soda lime
Starting Temperature (MIN)	10.0 °C
LEED-EB MR Credit	5063 picograms Hg per mean lumen hour
Primary Application	Speciality

### PHOTOMETRIC CHARACTERISTICS

Initial Lumens	1750.0
Mean Lumens	1580.0
Nominal Initial Lumens per Watt	70
Color Temperature	4100.0 K
Color Rendering Index (CRI)	60.0

### ELECTRICAL CHARACTERISTICS

Wattage	25.0
Voltage	150.0
Open Circuit Voltage (instant start) Min @ Temperature	405 V @ 10 °C
Open Circuit Voltage (rapid start) Min @ Temperature	405 V @ 10 °C
Cathode Resistance Ratio - Rh/Rc (MIN)	4.25
Cathode Resistance Ratio - Rh/Rc (MAX)	6.5
Current Crest Factor (MAX)	1.7

### DIMENSIONS

Maximum Overall Length (MOL)	42.0000 in(1066.8 mm)
Minimum Overall Length	39.7400 in(1009.4 mm)
Nominal Length	42.000 in(1066.8 mm)
Bulb Diameter (DIA) (MIN)	0.690 in(17.5 mm)
Bulb Diameter (DIA) (MAX)	0.810 in(20.6 mm)
Bulb Diameter (DIA)	0.750 in(19.0 mm)
Max Base Face to Base Face (A)	39.300 in(998.2 mm)
Face to End of Opposing Pin (B) (MIN)	39.420 in(1001.3 mm)
Face to End of Opposing Pin (B) (MAX)	39.650 in(1007.1 mm)
End of Base Pin to End of Opposite Pin End (C)	9.740 in(247.4 mm)

### PRODUCT INFORMATION

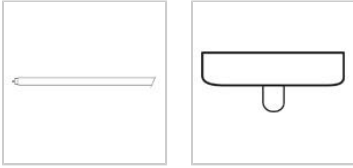
Product Code	10720
Description	F42T6/CW
ANSI Code	3008-1
Standard Package	Case
Standard Package GTIN	10043168107201
Standard Package Quantity	24
Sales Unit	Unit
No Of Items Per Sales Unit	1
No Of Items Per Standard Package	24
UPC	043168107204



GE  
Lighting

## 10720 - F42T6/CW

GE Cool White T6



### CAUTIONS & WARNINGS

#### Caution

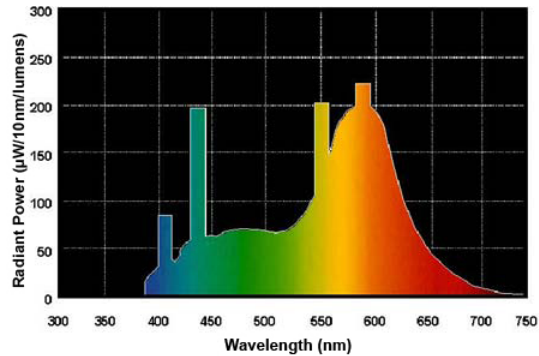
- Lamp may shatter and cause injury if broken
  - Wear safety glasses and gloves when handling lamp.
  - Do not use excessive force when installing lamp.

#### Warning

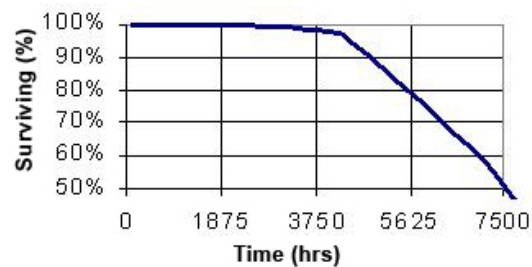
- Risk of Electric Shock
  - Turn power off before inspection, installation or removal.

### GRAPHS & CHARTS

#### Graphs\_Spectral Power Distribution



#### Graphs\_Lamp Mortality



### GENERAL CHARACTERISTICS

Lamp Type	Linear Fluorescent - Straight
	Linear
Bulb	T6
Base	Single Pin (Fa8)
Rated Life	7500.0 hrs
Bulb Material	Soda lime
Starting Temperature (MIN)	10.0 °C
LEED-EB MR Credit	5063 picograms Hg per mean lumen hour
Primary Application	Speciality

### PHOTOMETRIC CHARACTERISTICS

Initial Lumens	1750.0
Mean Lumens	1580.0
Nominal Initial Lumens per Watt	70
Color Temperature	4100.0 K
Color Rendering Index (CRI)	60.0

### ELECTRICAL CHARACTERISTICS

Wattage	25.0
Voltage	150.0
Open Circuit Voltage (instant start) Min @ Temperature	405 V @ 10 °C
Open Circuit Voltage (rapid start) Min @ Temperature	405 V @ 10 °C
Cathode Resistance Ratio - Rh/Rc (MIN)	4.25
Cathode Resistance Ratio - Rh/Rc (MAX)	6.5
Current Crest Factor (MAX)	1.7

### DIMENSIONS

Maximum Overall Length (MOL)	42.0000 in(1066.8 mm)
Minimum Overall Length	39.7400 in(1009.4 mm)
Nominal Length	42.000 in(1066.8 mm)
Bulb Diameter (DIA) (MIN)	0.690 in(17.5 mm)
Bulb Diameter (DIA) (MAX)	0.810 in(20.6 mm)
Bulb Diameter (DIA)	0.750 in(19.0 mm)
Max Base Face to Base Face (A)	39.300 in(998.2 mm)
Face to End of Opposing Pin (B) (MIN)	39.420 in(1001.3 mm)
Face to End of Opposing Pin (B) (MAX)	39.650 in(1007.1 mm)
End of Base Pin to End of Opposite Pin End (C)	9.740 in(247.4 mm)

### PRODUCT INFORMATION

Product Code	10720
Description	F42T6/CW
ANSI Code	3008-1
Standard Package	Case
Standard Package GTIN	10043168107201
Standard Package Quantity	24
Sales Unit	Unit
No Of Items Per Sales Unit	1
No Of Items Per Standard Package	24
UPC	043168107204